

**RECTIFIER DIODES MODULE**

**ADD700**

Repetitive voltage up to **2800 V**  
Mean forward current **751 A**  
Surge current **17,9 kA**

**FINAL SPECIFICATION**

Mar. 17 - Issue: 4

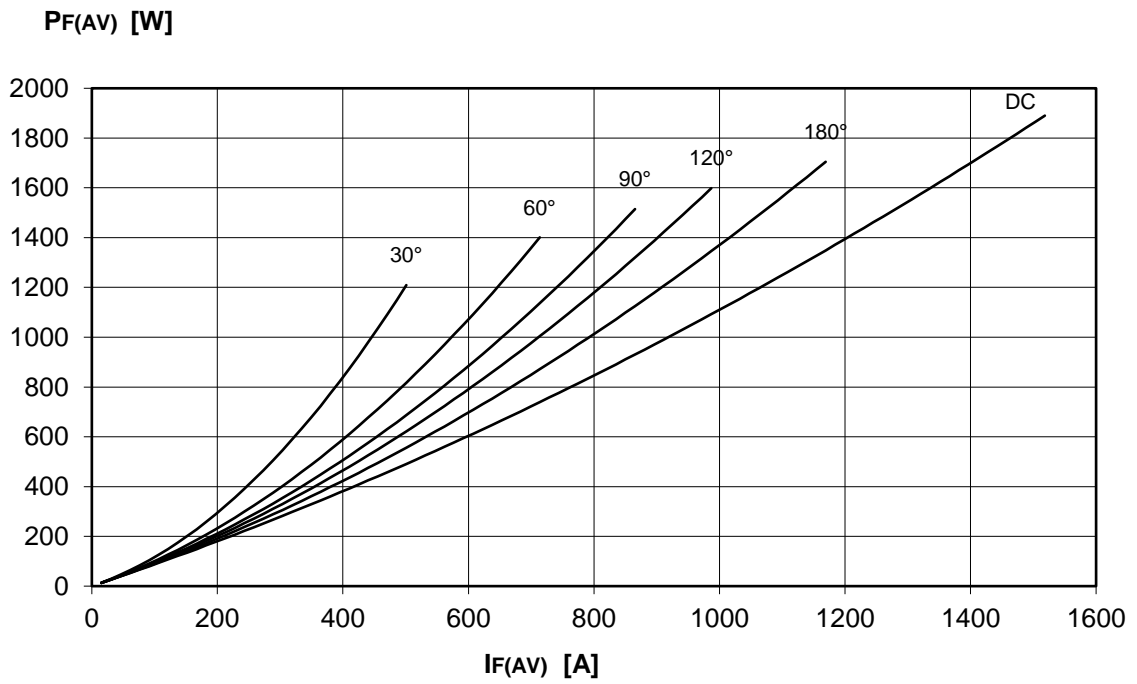
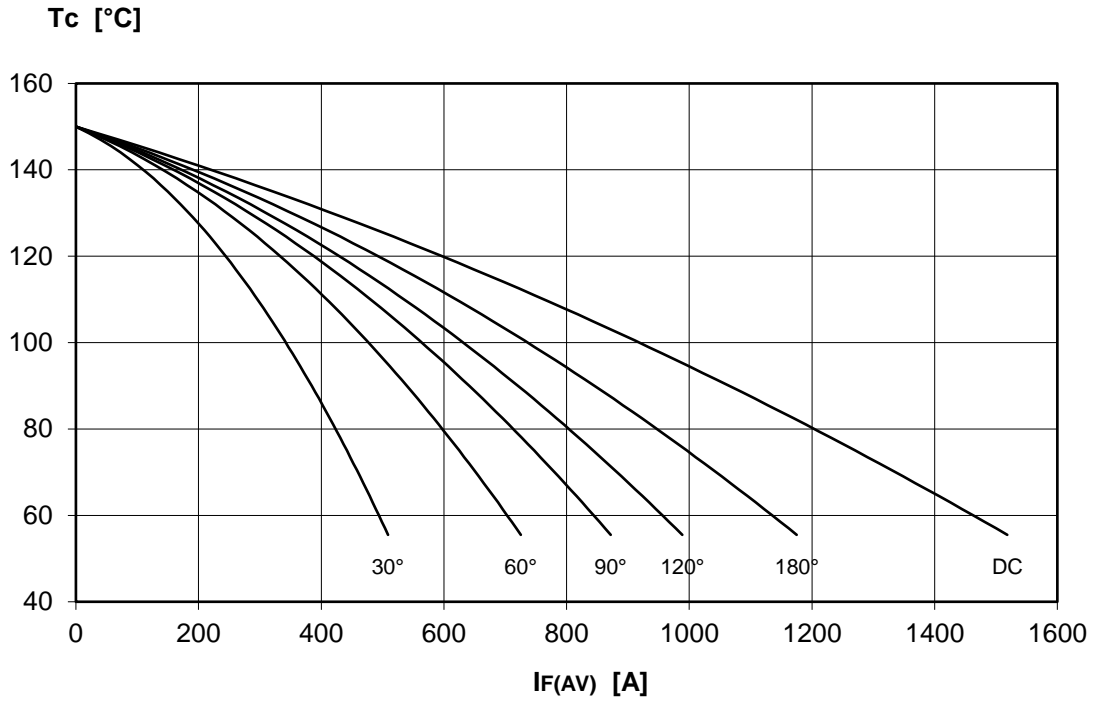
Symbol	Characteristic	Conditions	T <sub>j</sub> [°C]	Value	Unit
<b>BLOCKING</b>					
V <sub>RRM</sub>	Repetitive peak reverse voltage		150	2800	V
V <sub>RSM</sub>	Non-repetitive peak reverse voltage		150	2900	V
I <sub>RRM</sub>	Repetitive peak reverse current	V=VRRM	150	50	mA
<b>CONDUCTING</b>					
I <sub>F(AV)</sub>	Mean forward current	180° sin, 50 Hz, T <sub>c</sub> =100°C, single side cooled		751	A
I <sub>F(AV)</sub>	Mean forward current	180° sin, 50 Hz, T <sub>c</sub> =85°C, single side cooled		908	A
I <sub>FSM</sub>	Surge forward current	Sine wave, 10 ms without reverse voltage	150	17,9	kA
I <sup>2</sup> t	I <sup>2</sup> t			1602 x 10 <sup>3</sup>	A <sup>2</sup> s
V <sub>FM</sub>	Forward voltage	Forward current = 1600 A	25	1,27	V
V <sub>F(TO)</sub>	Threshold voltage		150	0,85	V
r <sub>F</sub>	Forward slope resistance		150	0,260	mohm
<b>SWITCHING</b>					
t <sub>rr</sub>	Reverse recovery time		150		µs
Q <sub>rr</sub>	Reverse recovery charge				µC
I <sub>rr</sub>	Peak reverse recovery current				A
<b>MOUNTING</b>					
R <sub>th(j-c)</sub>	Thermal impedance, DC	Junction to heatsink, double side cooled		50,0	°C/kW
R <sub>th(c-h)</sub>	Thermal impedance	Case to heatsink, double side cooled		20,0	°C/kW
T <sub>j</sub>	Operating junction temperature			-30 / 150	°C
V <sub>ins</sub>	RMS insulation voltage	50Hz, circuit to base, all terminal shorted	25	4500	V
T	Mounting torque	Case to heatsink		4 to 6	Nm
		Busbars to terminals		12 to 18	Nm
	Mass			1500	g

**ORDERING INFORMATION : ADD700 S 28**

standard specification   VRRM/100

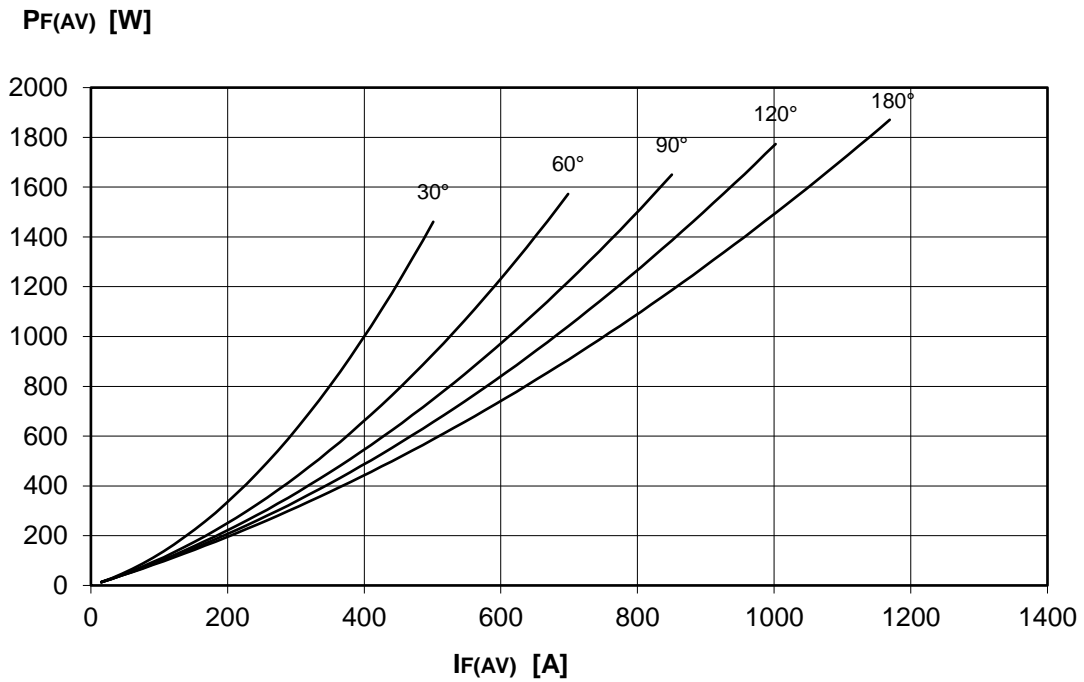
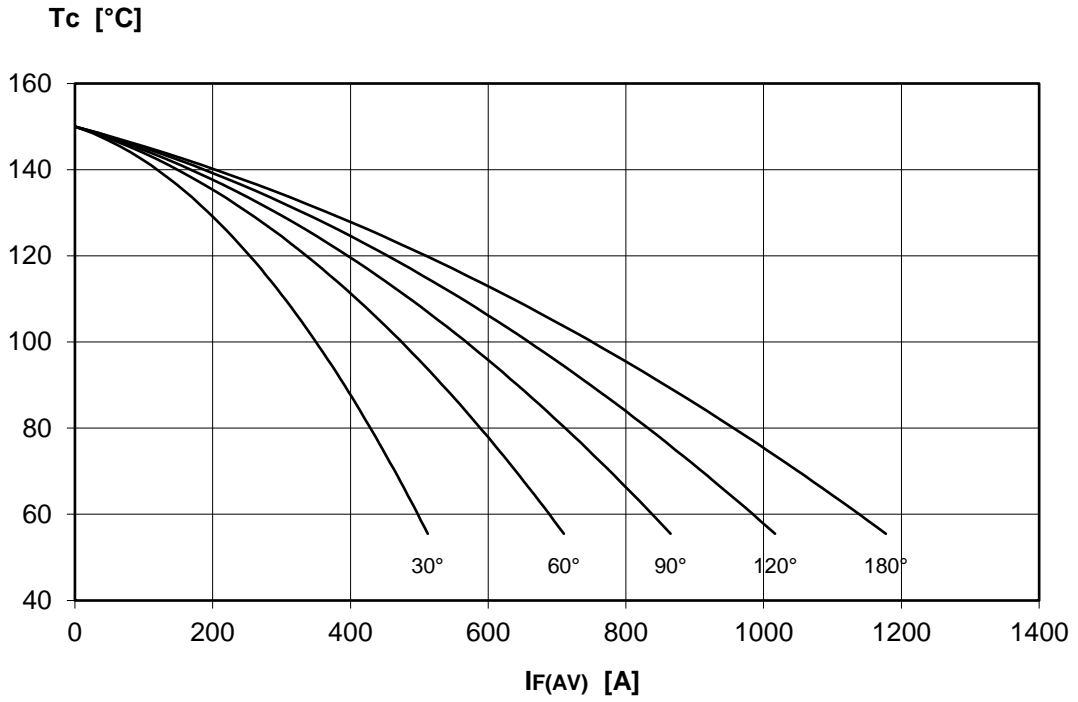
**DISSIPATION CHARACTERISTICS**

**SQUARE WAVE**

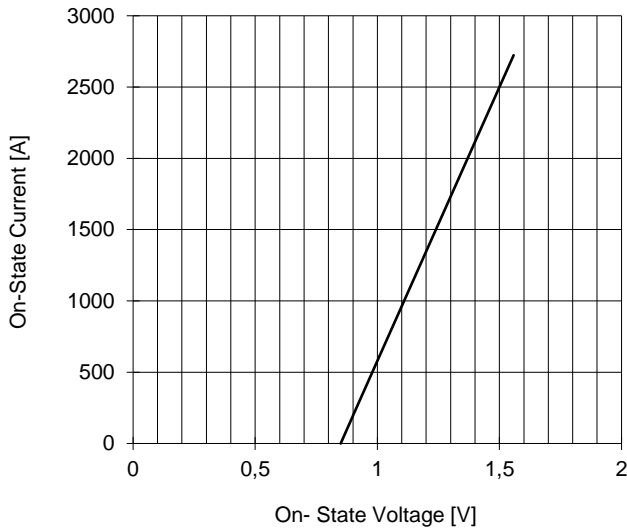


**DISSIPATION CHARACTERISTICS**

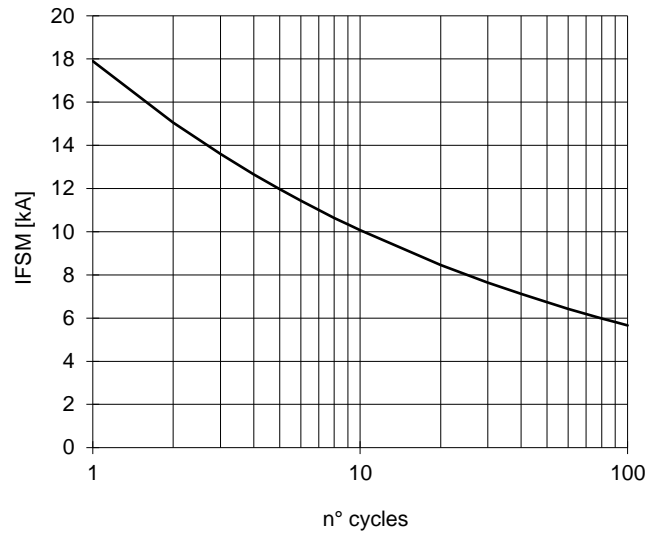
SINE WAVE



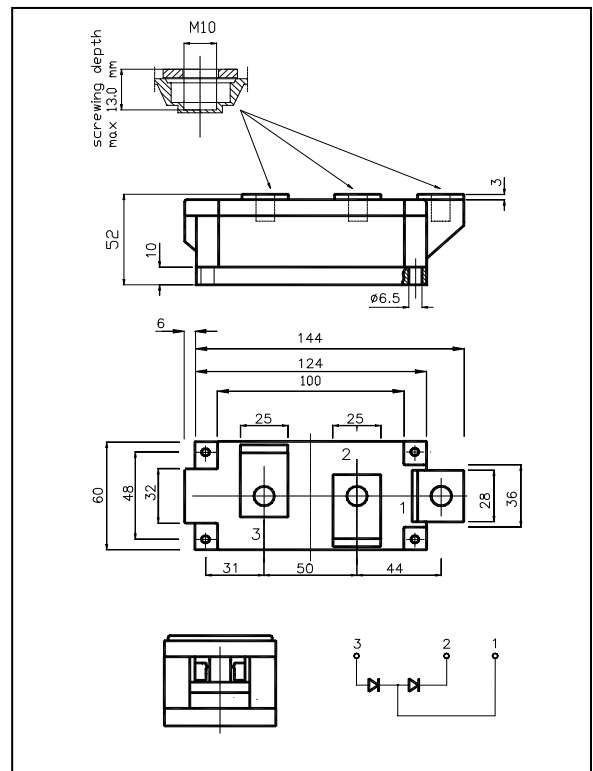
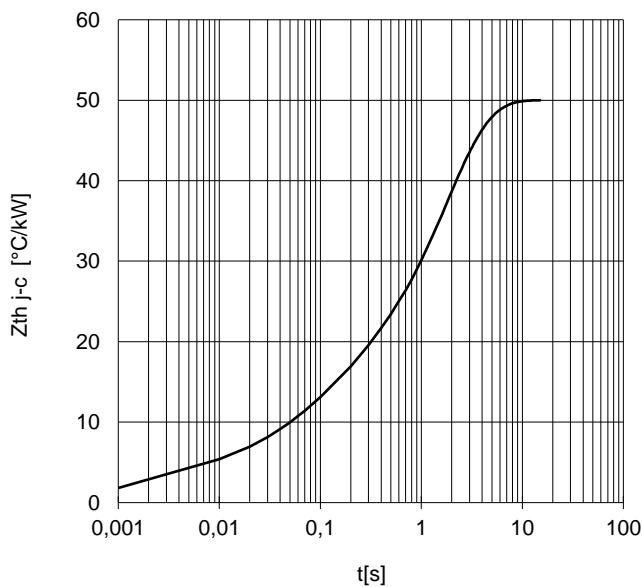
ON-STATE CHARACTERISTIC  
T<sub>j</sub> = 150 °C



SURGE CHARACTERISTIC  
T<sub>j</sub> = 150 °C



TRANSIENT THERMAL IMPEDANCE



All the characteristics given in this data sheet are guaranteed only with uniform clamping force, cleaned and lubricated heatsink, surfaces with flatness < .03 mm and roughness < 2 μm.  
In the interest of product improvement POSEICO SpA reserves the right to change any data given in this data sheet at any time without previous notice.  
If not stated otherwise the maximum value of ratings (symbols over shaded background) and characteristics is reported.

Distributed by

