

15Watts Single Output External Adapter

ADE-150X series

Feature:

- 90 to 264Vac universal input range.
- UL/CUL,TUV safety meet(approval).
- EMI/RFI meet VDE & FCC limit B.
- Low cost & compact size.
- 15Watts in 105.8×57.5×33.2mm Size.
- 2 Year Warranty.

Specifications: typical at nominal line, full load at 25°C.

Input Specifications:	General Specifications:
Input voltage: 90 to 264Vac	Efficiency: 70% typical at full load
Input Frequency: 47 Hz to 63Hz	Hold-up time: 10ms @ 115Vac full load
Input inrush current: 20A at 115Vac 40A at 230Vac	EMI/RFI: VDE & FCC Class B limits
Earth leakage: 0.2mA max @ 115Vac 0.4mA max @ 230Vac	Dielectric Withstand: Input/output: 3000Vac Input/Ground: 1500Vac
Output Specifications:	Safety Meet(approval): UL/CUL UL60950 TUV EN60950
Output Rating: See selection table	
Output Voltage Accuracy : ± 5% max.	
Line Regulation: ± 1% max.	Switching frequency: 35kHz
Load Regulation: ± 5% max. (Full to half load)	Weight: 200g
Transient Response: ± 1% max.dev. (Full to half load) 500uS recovery	MTBF: 100,000hours(MIL-HDBK-217F)
	Environmental Specifications:
Temperature Coefficient: ± 0.04% / °C	Operating temperature: 0 to +40°C
Ripple & Noise: 2% P-P max	Storage temperature: -20 to +85°C
Protections:	Humidity: 5 to 95 % RH non-condensing
a. Over voltage protection	Vibration: 2.4G , 5 to 500Hz
b. Over power protection	Cooling: Free air convection
c. Short circuit protection	

Note:

1. Vibration test: Three orthogonal axes, random vibration, 10 minutes for each axis.
 2. Maximum output power is 15W.
 3. At least 20% of load is required to obtain stable regulation.
 4. Ripple & noise test method is measured at output terminal across a 0.1uF ceramic cap & a 10uF tantalum or electrolytic cap in parallel with a 20MHz bandwidth oscilloscope directly.
- ★ Please refer the safety approval status on appendix 1, For latest safety approval status Please consult YCL or visit" www.ycl.com.tw

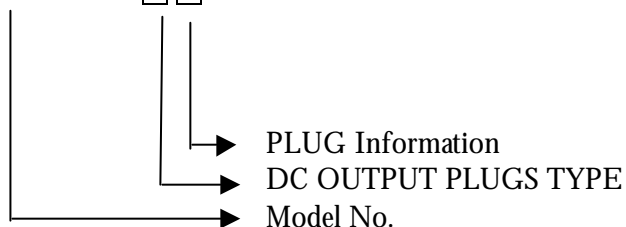
15Watts Single Output External Adapter **ADE-150X series**

Model Selection Table:

Model No.	Output Voltage	Output Current Minimum	Output Current Maximum	Max. Power
ADE-1501	5V	0mA	3000mA	15W
ADE-1502	12V	0mA	1250mA	15W
ADE-1503	15V	0mA	1000mA	15W
ADE-1504	24V	0mA	625mA	15W
ADE-1505	3.3V	0mA	5000mA	15W

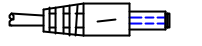

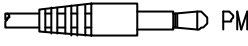





Note:

□ Order information: ADE-XXXXX^XY



□ Others output voltage or DC cord versions are available. Please consult factory for details.

DC OUTPUT PLUGS

PF : Plug S-Female  PF A	PLF: Plug L-Female  PLF B	PM : Plug S-Male  PM C	PLM: Plug S-Male  PLM D
PGS: Plug EIAJ RC-5320  PGS E	PGL: Plug L-EIAJ RC-5320  PGL F	PFI: Plug S-Female I shape  PFI G	PLFI: Plug L-Female I shape  PLFI H

15Watts Single Output External Adapter ADE-150X series



Dimensions: mm \pm 1.0mm

