

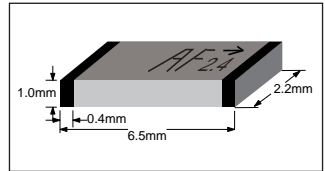


2.45GHz ULTRA COMPACT CHIP ANTENNA DATA GUIDE

DESCRIPTION

The exciting ANT-2.45-CHP is one of the world's smallest, high-performance 2.4 GHz Chip Antennas. It is ideal for all 2.4GHz applications including Bluetooth, 802.11, home RF, ZigBee and other popular and emerging standards. The antenna uses an advanced multilayer LTCC Technology and a proprietary hybrid spiral element to achieve size and performance characteristics superior to other designs. The incredibly compact SMD package measures a mere 6.5mm (L) x 2.2mm (W) x 1.0mm (H) and is fully compatible with hand- and reflow-attachment processes. The antenna's favorable electrical specifications, stability and cost-effectiveness make it the logical choice for a wide variety of applications.

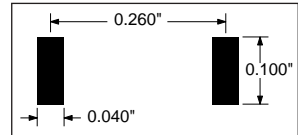
PHYSICAL DIMENSIONS



Actual Size



Pad Layout



FEATURES

- Incredibly Compact SMD Package
- Superior LTCC Technology
- 50Ω Characteristic Impedance
- Low Loss
- Wide Bandwidth
- Favorable Linear Polarization
- > Unity Gain
- No External Matching Required
- Highly Stable Over Temp. and Humidity
- Fully Hand- and Reflow-Assembly Compatible
- Cost-Effective

APPLICATIONS

Any 2.4GHz Wireless Product Including:

- Bluetooth
- 802.11
- ZigBee
- Wireless PCMCIA Cards
- Telemetry
- Data Collection
- Industrial Process Monitoring
- Compact Wireless Products
- External Antenna Elimination

ORDERING INFORMATION

PART #	DESCRIPTION
ANT-2.45-CHP-x	2.45GHz Ultra-Compact Chip Antenna

x= "T" for Tape/Reel, "B" for Bulk
Standard Reel is 3,000 pcs. Quantities less than 3,000 pcs. supplied in Bulk.

SPECIFICATIONS

PHYSICAL SPECIFICATIONS

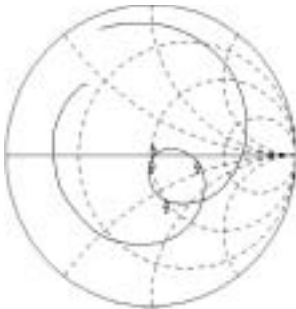
Dimensions	6.5 x 2.2 x 1.0
Operating Temperature	-25~85°C
Construction	LTCC

ELECTRICAL PERFORMANCE

Polarization	Linear
Operating Frequency	2,400~2,488
Center Frequency	2,450 MHz
Bandwidth	180.0 MHz
Maximum Gain	0.8dBi
Impedance	50Ω

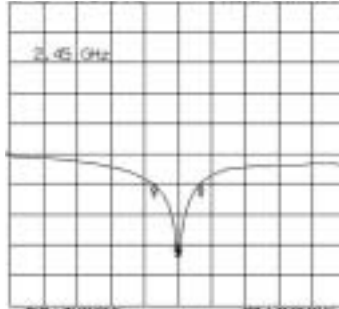
CHARACTERISTICS

Impedance



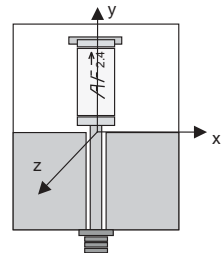
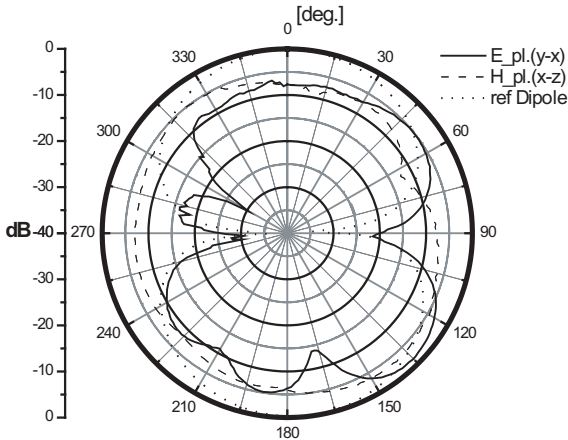
DML Markers
 2i 45.961 a
 -3.3739 a
 2.44813 GHz
 3i 55.175 a
 -2.1193 a
 2.36895 GHz
 4i 95.353 a
 -7.2594 a
 2.37938 GHz

Return Loss



DML Markers
 2i -29.445 dB
 2.44813 GHz
 3i -18.888 dB
 2.36895 GHz
 4i -18.888 dB
 2.37938 GHz

Radiation Pattern



SOLDERING CONSIDERATIONS

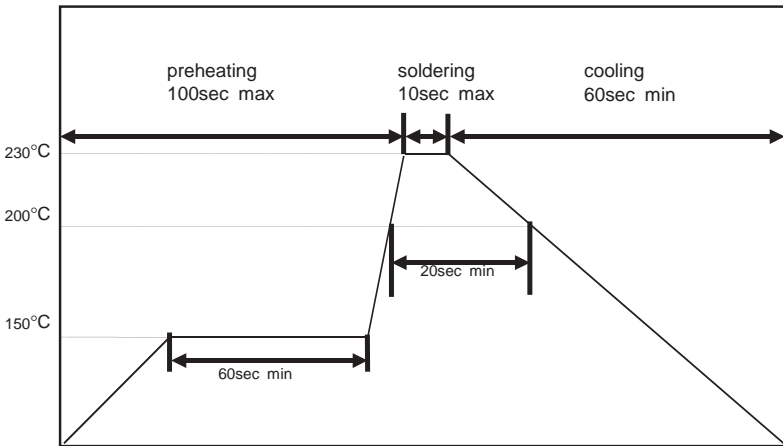
Hand Soldering

This antenna is designed for high-volume automated assembly, however, it may be successfully attached by hand assembly techniques. A hand-solder temperature of 225° or lower should be used. Do not exceed a 10 sec. heating time.

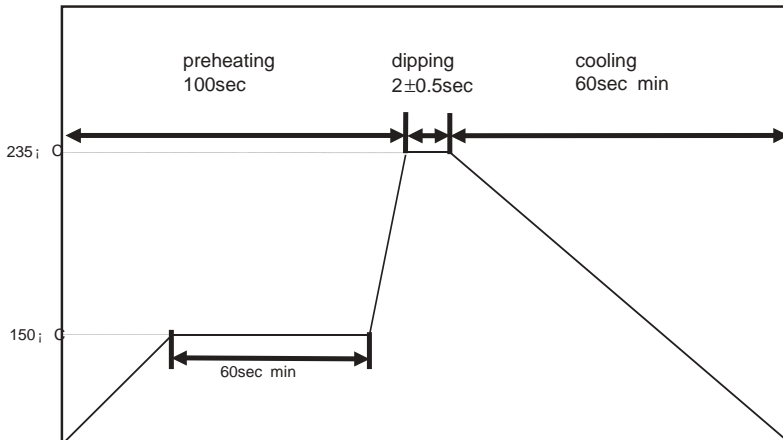
Reflow Temperature Profile

The single most critical stage in the automated assembly process is the reflow process. The reflow profile below should be closely followed since excessive temperatures or transport times during reflow will irreparably damage the antennas. Assembly personnel will need to pay careful attention to the oven's profile to insure that it meets the requirements necessary to successfully reflow all components while still meeting the limits mandated by the antennas themselves.

REFLOW SOLDERING PROFILE



FLOW SOLDERING PROFILE





WIRELESS MADE SIMPLE

U.S. CORPORATE HEADQUARTERS:

LINX TECHNOLOGIES, INC.

***575 S.E. ASHLEY PLACE
GRANTS PASS, OR 97526***

Phone: (541) 471-6256

FAX: (541) 471-6251

<http://www.linxtechnologies.com>

Disclaimer

Linx Technologies is continually striving to improve the quality and function of its products; for this reason, we reserve the right to make changes without notice. The information contained in this Data Sheet is believed to be accurate as of the time of publication. Specifications are based on representative lot samples. Values may vary from lot to lot and are not guaranteed. Linx Technologies makes no guarantee, warranty, or representation regarding the suitability of any product for use in a specific application. None of these devices is intended for use in applications of a critical nature where the safety of life or property is at risk. The user assumes full liability for the use of product in such applications. Under no conditions will Linx Technologies be responsible for losses arising from the use or failure of the device in any application, other than the repair, replacement, or refund limited to the original product purchase price. Some devices described in this publication are patented. Under no circumstances shall any user be conveyed any license or right to the use or ownership of these patents.

© 2002 by Linx Technologies, Inc. The stylized Linx logo, Linx, and "Wireless Made Simple" are the trademarks of Linx Technologies, Inc.
Printed in U.S.A.