

# AU02 ~ AU02A

**PRV : 200 ~ 600 Volts**

**Io : 0.8 Ampere**

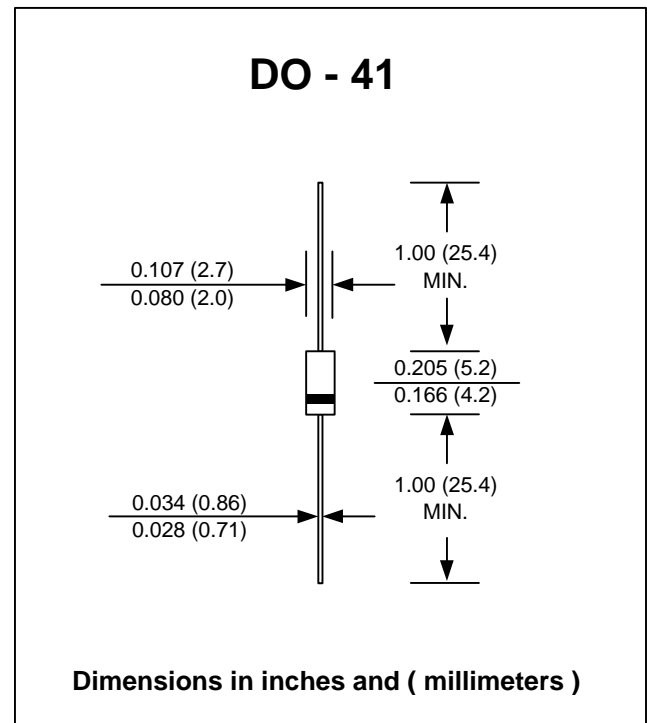
## FEATURES :

- \* High current capability
- \* High surge current capability
- \* High reliability
- \* Low reverse current
- \* Low forward voltage drop
- \* Fast switching for high efficiency
- \* Pb / RoHS Free

## MECHANICAL DATA :

- \* Case : DO-41 Molded plastic
- \* Epoxy : UL94V-O rate flame retardant
- \* Lead : Axial lead solderable per MIL-STD-202, Method 208 guaranteed
- \* Polarity : Color band denotes cathode end
- \* Mounting position : Any
- \* Weight : 0.339 gram

# FAST RECOVERY RECTIFIER DIODES



## MAXIMUM RATINGS AND ELECTRICAL CHARACTERISTICS

Rating at 25 °C ambient temperature unless otherwise specified.

Single phase, half wave, 60 Hz, resistive or inductive load.

For capacitive load, derate current by 20%.

RATING	SYMBOL	AU02Z	AU02	AU02A	UNIT
Maximum Peak Reverse Voltage	V <sub>RM</sub>	200	400	600	V
Maximum Peak Reverse Surge Voltage	V <sub>RSM</sub>	250	450	650	V
Maximum Average Forward Current	I <sub>F(AV)</sub>	0.8			A
Maximum Peak Forward Surge Current ( 50 Hz, Half-cycle, Sine wave, Single Shot )	I <sub>FSM</sub>	25			A
Maximum Forward Voltage at I <sub>F</sub> = 0.8 A	V <sub>F</sub>	1.3			V
Maximum Reverse Current at V <sub>R</sub> = V <sub>RM</sub> Ta = 25 °C	I <sub>R</sub>	10			μA
Maximum Reverse Current at V <sub>R</sub> = V <sub>RM</sub> Ta = 100 °C	I <sub>R(H)</sub>	250			μA
Maximum Reverse Recovery Time ( Note 1 )	T <sub>rr</sub>	0.4			μs
Junction Temperature Range	T <sub>J</sub>	- 40 to + 150			°C
Storage Temperature Range	T <sub>STG</sub>	- 40 to + 150			°C

**Note:**

( 1 ) Reverse Recovery Test Conditions : I<sub>F</sub> = 10 mA, I<sub>RP</sub> = 10 mA.

## RATING AND CHARACTERISTIC CURVES ( AU02 ~ AU02A)

FIG.1 - REVERSE RECOVERY TIME CHARACTERISTIC AND TEST CIRCUIT DIAGRAM

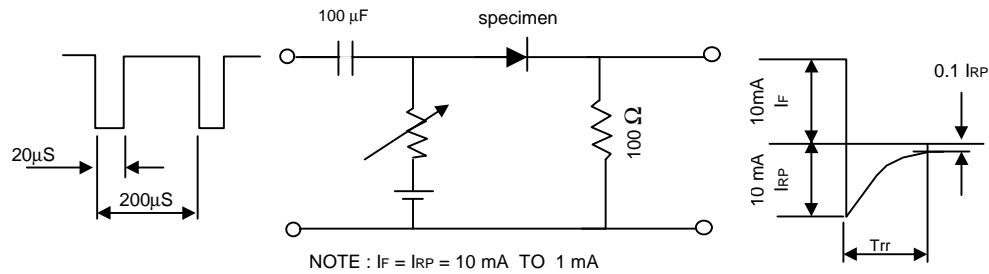


FIG.2 - DERATING CURVE FOR OUTPUT RECTIFIED CURRENT

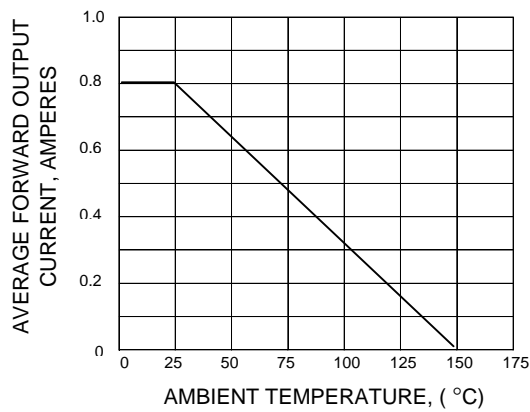


FIG.3 - MAXIMUM NON-REPETITIVE PEAK FORWARD SURGE CURRENT

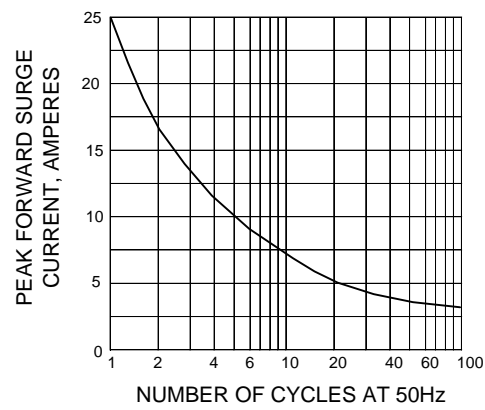


FIG.4 - TYPICAL FORWARD CHARACTERISTICS

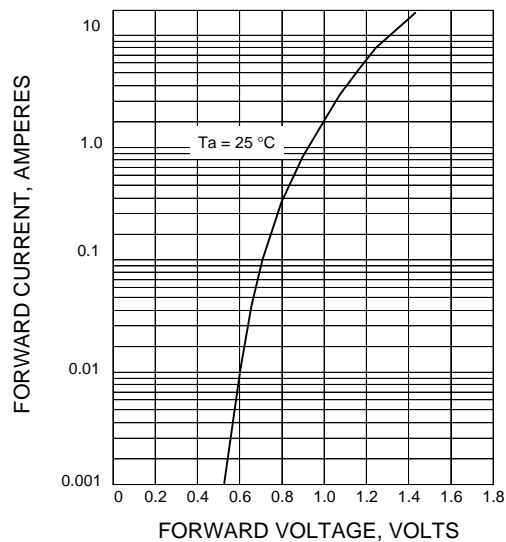


FIG.5 - TYPICAL REVERSE CHARACTERISTICS

