

AZ692/AZ693

10 AMP MINIATURE POWER RELAY

FEATURES

- Isolation spacing greater than 8 mm
- Dielectric strength 4000 Vrms coil to contact
- Approvals/Standards include UL, VDE, IEC
- Single pole — Forms A, B, C available
- 10 Amp switching
- Life expectancy to 30 million operations
- Epoxy sealed version for automatic wave soldering and cleaning
- UL, CUR file E44211; VDE 4120–4940–4002/A1



CONTACTS

Arrangement	SPDT (1 Form C) SPST (1 Form A and 1 Form B)
Ratings	Resistive load: Max. switched power: 300 W or 2500 VA Max. switched current: 10 A; 64 A for 2 ms Max. switched voltage: 150* VDC or 380 VAC UL Rating 10 A at 24 VDC or 115 VAC 1/4 HP 120 VAC motor load 10 A at 250 VAC B 300 pilot duty * If switching voltage is greater than 30 VDC, special precautions must be taken. Please contact the factory.
Material	Silver cadmium oxide
Resistance	< 30 milliohms initially (at rated current, voltage drop method)

COIL

Power	
At Pickup Voltage (typical)	Standard coil: 337 mW Sensitive coil: 234 mW
Max. Continuous Dissipation	1.9 W at 20°C (68°F) ambient 1.4 W at 40°C (104°F) ambient
Temperature Rise	Standard: 40°C (72°F) at nominal coil voltage Sensitive: 26°C (47°F) at nominal coil voltage
Temperature	Max. 110°C (230°F)

GENERAL DATA

Life Expectancy Mechanical Electrical	Minimum operations 30 million operations 1 x 10 ⁵ at 10 A, 30 VDC or 115 VAC 2 x 10 ⁵ at 8 A, 250 VAC
Operate Time (typical)	6 ms at nominal coil voltage
Release Time (typical)	2 ms at nominal coil voltage (with no coil suppression)
Dielectric Strength (at sea level for 1 min.)	4000 Vrms coil to contact 1000 Vrms between open contacts
Insulation Resistance	10,000 megohms min. at 20°C, 500 VDC, 50% RH
Dropout	Greater than 10% of nominal coil voltage
Ambient Temperature Operating Storage	At nominal coil voltage Standard: -55°C (-67°F) to 70°C (158°F) Sensitive: -55°C (-67°F) to 80°C (176°F) Both: -55°C (-67°F) to 110°C (230°F)
Vibration	0.062" DA at 10–55 Hz
Shock	20 g
Enclosure	P.B.T. polyester
Terminals	Tinned copper alloy, P.C.
Max. Solder Temp.	270°C (518°F)
Max. Solder Time	5 seconds
Max. Solvent Temp.	80°C (176°F)
Max. Immersion Time	30 seconds
Weight	17 grams

NOTES

1. All values at 20°C (68°F).
2. Relay may pull in with less than "Must Operate" value.
3. Unsealed relays should not be dip cleaned.
4. Specifications subject to change without notice.



AMERICAN ZETTLER, INC.

www.azettler.com

75 COLUMBIA • ALISO VIEJO, CA 92656 • PHONE: (949) 831-5000 • FAX: (949) 831-8642 • E-MAIL: SALES@AZETTLER.COM

7/24/02W

AZ692/AZ693

INTERNATIONAL APPROVALS

Passed International Electrical Code IEC 380	
Germany	VDE 0860/8.81 paragraphs 10, 14 VDE 0806/8.81 paragraphs 7, 11, 15, 16, 29 VDE 0631/9.77 paragraphs 9, 12, 14 VDE 0730/T.1/3.72 paragraph 22 VDE 0435/9.72 (with production monitoring)
U.S.A.	UL File E44211

RELAY ORDERING DATA: Single Pole .138 Spacing

COIL SPECIFICATIONS				ORDER NUMBER*	
Nominal Coil VDC	Max. Continuous VDC	Coil Resistance $\pm 10\%$	Must Operate VDC	Unsealed	Sealed
5	8	38	3.5	AZ692-125-2	AZ2692-125-2
6	10	58	4.2	AZ692-112-2	AZ2692-112-2
12	19	215	8.4	AZ692-08-2	AZ2692-08-2
24	35	740	16.8	AZ692-560-2	AZ2692-560-2
48	74	3,200	33.6	AZ692-04-2	AZ2692-04-2

COIL SPECIFICATIONS				ORDER NUMBER*	
Nominal Coil VDC	Max. Continuous VDC	Coil Resistance $\pm 10\%$	Must Operate VDC	Unsealed	Sealed
5	8	47	3.5	AZ692-118-52	AZ2692-118-52
6	10	80	4.2	AZ692-010-52	AZ2692-010-52
12	21	330	8.4	AZ692-071-52	AZ2692-071-52
24	41	1,200	16.8	AZ692-052-52	AZ2692-052-52
48	80	4,700	33.6	AZ692-518-52	AZ2692-518-52

*Substitute "4 or 54," "6 or 56" in place of "2 or 52" to indicate 1 Form A and 1 Form B respectively.

HARDWARE ORDERING DATA — AZ692†

DESCRIPTION	ORDER NUMBER	DESCRIPTION	ORDER NUMBER
Socket	ST482-U1	Retainer	ST482-2

† See following pages for diagram

MECHANICAL DATA

*SEALED VERSION STAND OFF .025 (0.6)

AZ692 PC BOARD LAYOUT Viewed toward terminals

WIRING DIAGRAM

I FORM C (SPDT)	I FORM B (SPDT - NC)	I FORM A (SPDT - NO)

Viewed toward terminals

Dimensions in inches with metric equivalents in parentheses. Tolerance: $\pm .010$ "



AMERICAN ZETTLER, INC.

www.azettler.com

75 COLUMBIA • ALISO VIEJO, CA 92656 • PHONE: (949) 831-5000 • FAX: (949) 831-8642 • E-MAIL: SALES@AZETTLER.COM

7/24/02W

AZ692/AZ693

RELAY ORDERING DATA: Single Pole .100 Spacing

STANDARD RELAYS: 1 Form C (SPDT)					
COIL SPECIFICATIONS				ORDER NUMBER*	
Nominal Coil VDC	Max. Continuous VDC	Coil Resistance $\pm 10\%$	Must Operate VDC	Unsealed	Sealed
5	8	38	3.5	AZ693-125-2	AZ2693-125-2
6	10	58	4.2	AZ693-112-2	AZ2693-112-2
12	19	215	8.4	AZ693-08-2	AZ2693-08-2
24	35	740	16.8	AZ693-560-2	AZ2693-560-2
48	74	3,200	33.6	AZ693-04-2	AZ2693-04-2

SENSITIVE RELAYS: 1 Form C (SPDT)					
COIL SPECIFICATIONS				ORDER NUMBER*	
Nominal Coil VDC	Max. Continuous VDC	Coil Resistance $\pm 10\%$	Must Operate VDC	Unsealed	Sealed
5	8	47	3.5	AZ693-118-52	AZ2693-118-52
6	10	80	4.2	AZ693-010-52	AZ2693-010-52
12	21	330	8.4	AZ693-071-52	AZ2693-071-52
24	41	1,200	16.8	AZ693-052-52	AZ2693-052-52
48	80	4,700	33.6	AZ693-518-52	AZ2693-518-52

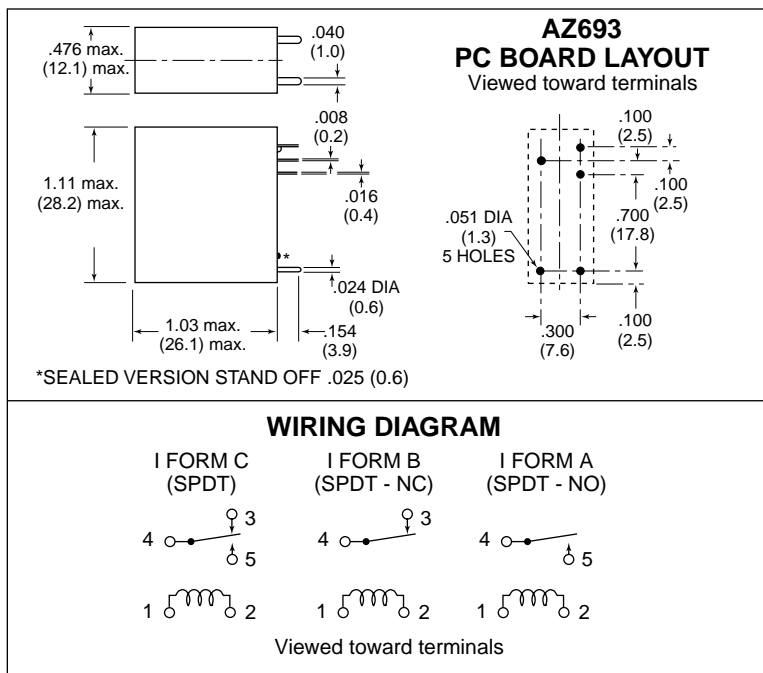
*Substitute "4 or 54," "6 or 56" in place of "2 or 52" to indicate 1 Form A and 1 Form B respectively.

HARDWARE ORDERING DATA — AZ693†

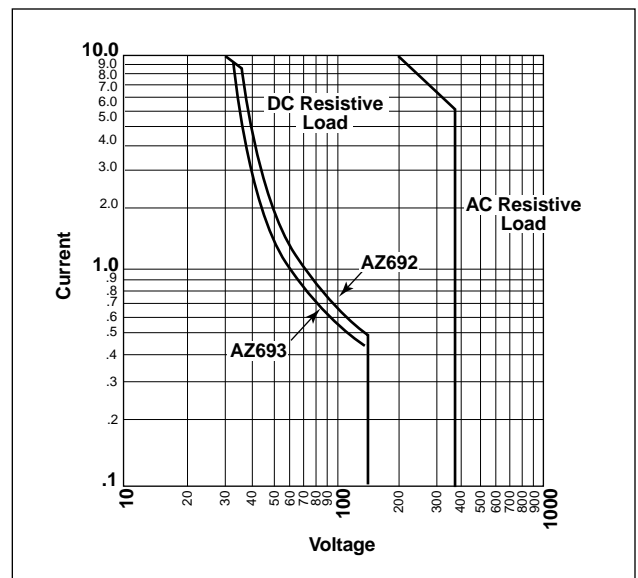
DESCRIPTION	ORDER NUMBER	DESCRIPTION	ORDER NUMBER
Socket	ST483-U1	Retainer	ST482-2

† See following pages for diagram

MECHANICAL DATA



MAXIMUM SWITCHING CAPACITY



Dimensions in inches with metric equivalents in parentheses. Tolerance: $\pm .010$ "



AMERICAN ZETTLER, INC.

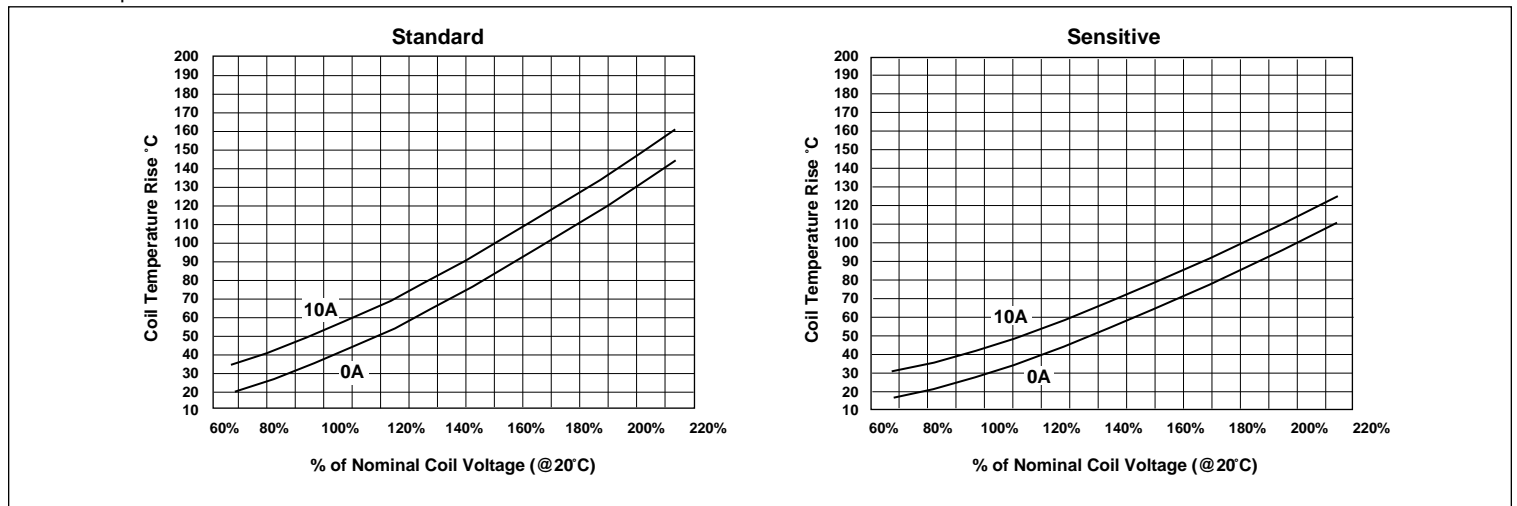
www.azettler.com

75 COLUMBIA • ALISO VIEJO, CA 92656 • PHONE: (949) 831-5000 • FAX: (949) 831-8642 • E-MAIL: SALES@AZETTLER.COM

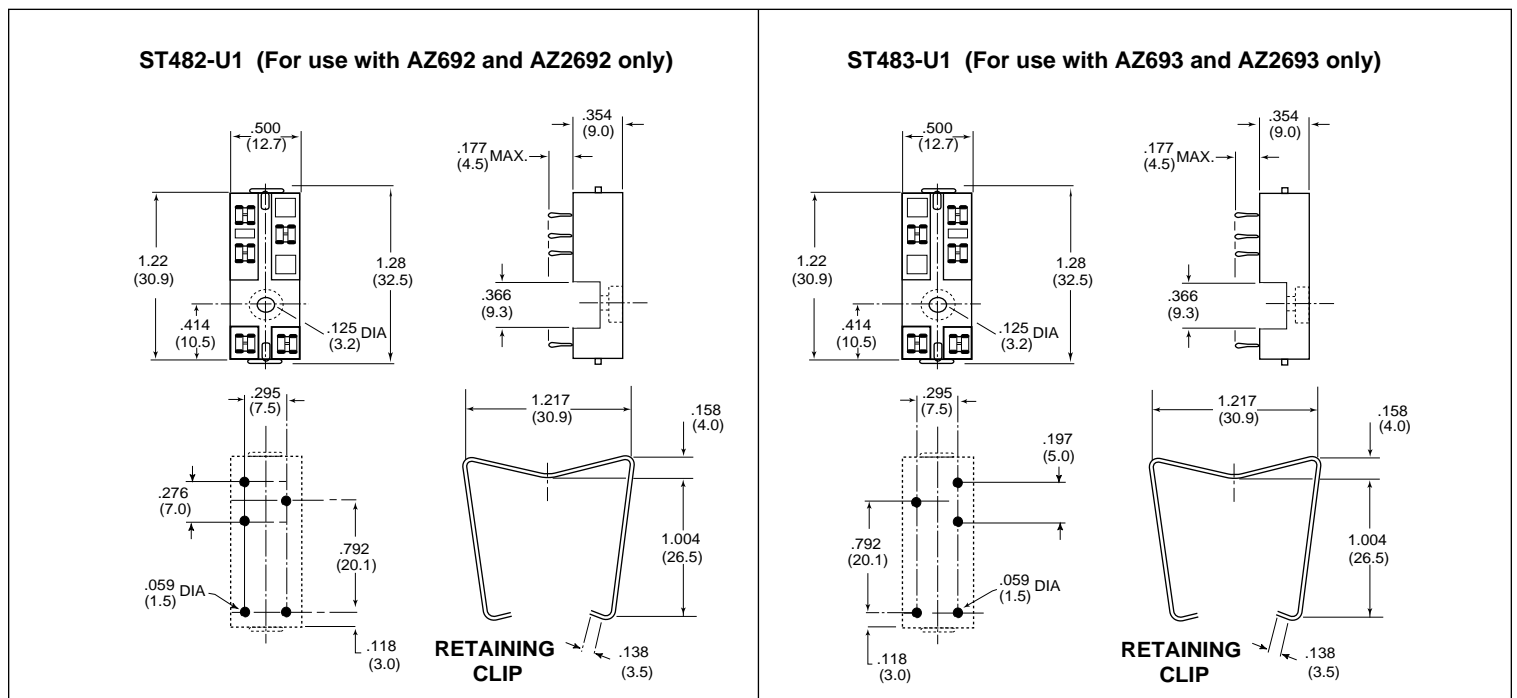
7/24/02W

AZ692/AZ693

Coil Temperature Rise



HARDWARE SPECIFICATIONS



Dimensions in inches with metric equivalents in parentheses. Tolerance: $\pm .010$ "



AMERICAN ZETTLER, INC.

www.azettler.com

75 COLUMBIA • ALISO VIEJO, CA 92656 • PHONE: (949) 831-5000 • FAX: (949) 831-8642 • E-MAIL: SALES@AZETTLER.COM

7/24/02W