


AZ942

16 AMP MINIATURE PC BOARD RELAY

FEATURES

- Extremely low cost
- High switching capacity — 16 Amps
- DC coils to 48 VDC
- UL, CUR file E44211; VDE file 6820 
- Class B insulation for high temperature operation
- Class F insulation available



CONTACTS

Arrangement	SPST (1 Form A) SPDT (1 Form C)
Ratings	Resistive load
Medium Duty	Max. switched power: 150 W or 2770 VA Max. switched current: 10 A Max. switched voltage: 30 VDC or 300 VAC UL Rating: 5 A at 30 VDC 10 A at 277 VAC 1/3 HP at 125 VAC (1 Form A) 2.9 A 125 VAC pilot duty (1 Form A)
Heavy Duty	Max. switched power: 480 W or 4000 VA Max. switched current: 16 A Max. switched voltage: 30 VDC or 300 VAC UL Rating: 12 A at 28 VDC 12 A at 277 VAC 16A at 250 VAC 2.0 A at 240 VAC pilot duty
Material	Silver alloy
Resistance	<100 milliohms initially (24 V, 1 A voltage drop method)


GENERAL DATA

Life Expectancy Mechanical Electrical	Minimum operations 1x10 ⁷ 1 x 10 ⁵ at 10A, 277 VAC
Operate Time (typical)	10 ms at nominal coil voltage
Release Time (typical)	5 ms at nominal coil voltage (with no coil suppression)
Dielectric Strength (at sea level for 1 min.)	1750 Vrms contact to coil 1000 Vrms across contacts
Insulation Resistance	100 megohms min. at 20°C, 500 VDC, 50% RH
Dropout	Greater than 10% of nominal coil voltage
Ambient Temperature Operating Storage	At nominal coil voltage Class B: -40°C(-40°F) to 105°C(221°F) Class F: -40°C(-40°F) to 130°C(266°F) Class B: -55°C(-67°F) to 130°C(266°F) Class F: -55°C(-67°F) to 155°C(311°F)
Vibration	0.062" DA at 10–55Hz
Shock	10 g
Enclosure	P.B.T. polyester
Terminals	Tinned copper alloy, P.C.
Max. Solder Temp.	270°C (518°F)
Max. Solder Time	5 seconds
Max. Solvent Temp.	80°C (176°F)
Max. Immersion Time	30 seconds
Weight	13 g

COIL

Power	
At Pickup Voltage (typical)	230 mW
Max Continuous Dissipation	Class B: 1.7 W at 20°C (68°F) ambient Class F: 2.2 W at 20°C (68°F) ambient
Temperature Rise	25°C (45°F) at nominal coil voltage
Temperature	Class B: Max. 130°C (266°F) Class F: Max. 155°C (311°F)

NOTES

1. All values at 20°C (68°F).
 2. Relay may pull in with less than "Must Operate" value.
 3. Unsealed relays should not be dip cleaned.
 4. Specifications subject to change without notice.
-  AZ942-1CT unsealed version is VDE approved at 5 A, 250 VAC, 50,000 operations. AZ942-1CT sealed or unsealed version is VDE approved at 7 A, 250 VAC, 6,000 operations.

ZETTLER electronics

Logistic Design (UK) Limited. Unit 3, Eagle Centre Way, Luton LU4 9US www.zettlerrelay.com sales@zettlerrelay.com
Telephone +44 (0) 1582 599 600 Fax +44 (0) 1582 599 700

AZ942

RELAY ORDERING DATA

STANDARD RELAYS: Medium Duty Type (10 Amp Contact)				ORDER NUMBER*	
COIL SPECIFICATIONS				ORDER NUMBER*	
Nominal Coil VDC	Max. Continuous VDC	Coil Resistance $\pm 10\%$	Must Operate VDC	Unsealed	Sealed
3	6.5	25	2.4	AZ942-1CH-3D	AZ942-1CH-3DE
5	11.0	70	4.0	AZ942-1CH-5D	AZ942-1CH-5DE
6	13.0	100	4.8	AZ942-1CH-6D	AZ942-1CH-6DE
9	20.0	225	7.2	AZ942-1CH-9D	AZ942-1CH-9DE
12	26.0	400	9.6	AZ942-1CH-12D	AZ942-1CH-12DE
24	52.0	1,600	19.2	AZ942-1CH-24D	AZ942-1CH-24DE
48	104.0	6,200	38.4	AZ942-1CH-48D	AZ942-1CH-48DE

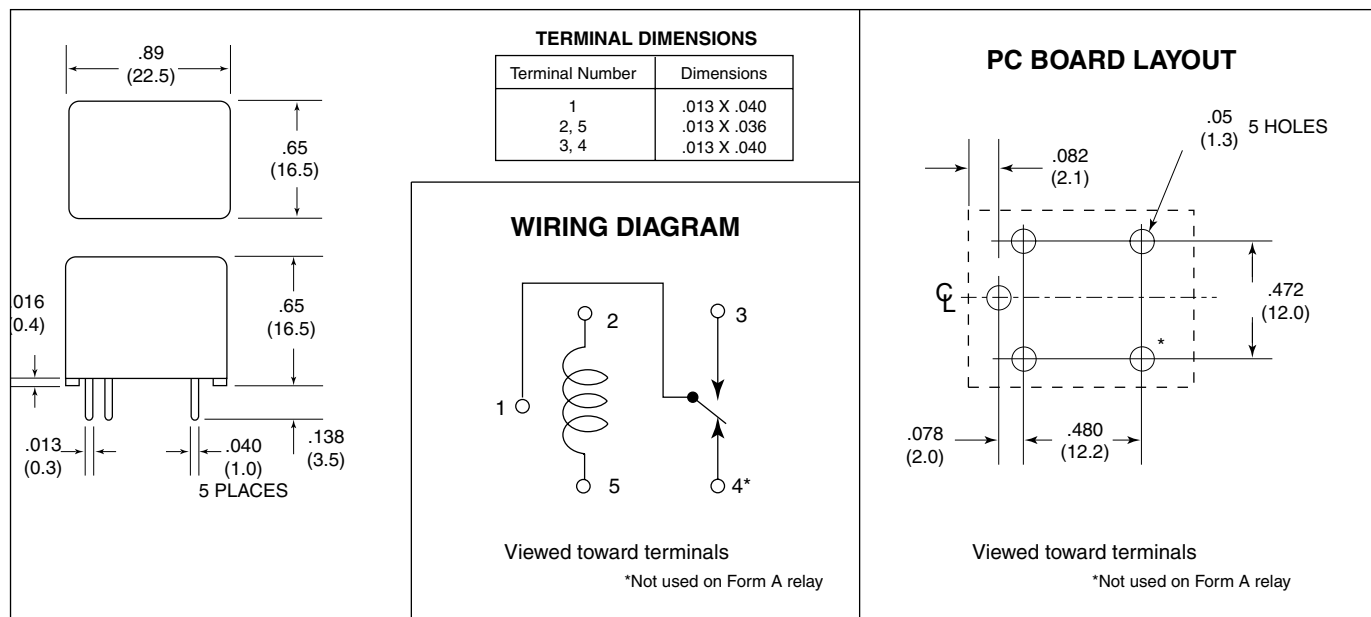
*Substitute "1AT" in place of "1CH" to indicate 1 Form A contact. To indicate Class F version, add suffix "F."

RELAY ORDERING DATA

STANDARD RELAYS: Heavy Duty Type (16 Amp Contact)				ORDER NUMBER*	
COIL SPECIFICATIONS				ORDER NUMBER*	
Nominal Coil VDC	Max. Continuous VDC	Coil Resistance $\pm 10\%$	Must Operate VDC	Unsealed	Sealed
3	6.5	25	2.4	AZ942-1CT-3D	AZ942-1CT-3DE
5	11.0	70	4.0	AZ942-1CT-5D	AZ942-1CT-5DE
6	13.0	100	4.8	AZ942-1CT-6D	AZ942-1CT-6DE
9	20.0	225	7.2	AZ942-1CT-9D	AZ942-1CT-9DE
12	26.0	400	9.6	AZ942-1CT-12D	AZ942-1CT-12DE
24	52.0	1,600	19.2	AZ942-1CT-24D	AZ942-1CT-24DE
48	104.0	6,200	38.4	AZ942-1CT-48D	AZ942-1CT-48DE

*Substitute "1AW" in place of "1CT" to indicate 1 Form A contact. To indicate Class F version, add suffix "F."

MECHANICAL DATA



Dimensions in inches with metric equivalents in parentheses. Tolerance: ± 0.010 "

ZETTLER electronics

Logistic Design (UK) Limited. Unit 3, Eagle Centre Way, Luton LU4 9US www.zettlerrelay.com sales@zettlerrelay.com
Telephone +44 (0) 1582 599 600 Fax +44 (0) 1582 599 700