

**B-4025X, R-1804X LIGHT BAR**



Shape	Part No.	Chip		Wave Length $\lambda_p$ (nm)	Electro-Optical Characteristics			Fig. No.
		Raw Material	Emitted Color		Vf(V)20mA		Iv(ucd)10mA	
					Typ.	Max.	Typ.	
	B-4025E	GaAsP/GaP	Hi.effi Red	635	2.0	2.8	36.0	D76
	B-4025G	GaP	Green	565	2.1	2.8	30.0	
	B-4025Y	GaAsP/GaP	Yellow	585	2.1	2.8	30.0	
	B-4025SR	GaAlAs	Super Red	660	1.8	2.4	70.0	
	R-1804E	GaAsP/GaP	Hi.effi Red	635	4.0	5.6	36.0	D77
	R-1804G	GaP	Green	565	4.2	5.6	30.0	
	R-1804Y	GaAsP/GaP	Yellow	585	4.2	5.6	30.0	
	R-1804SR	GaAlAs	Super Red	660	3.6	4.8	70.0	

Fig.D76

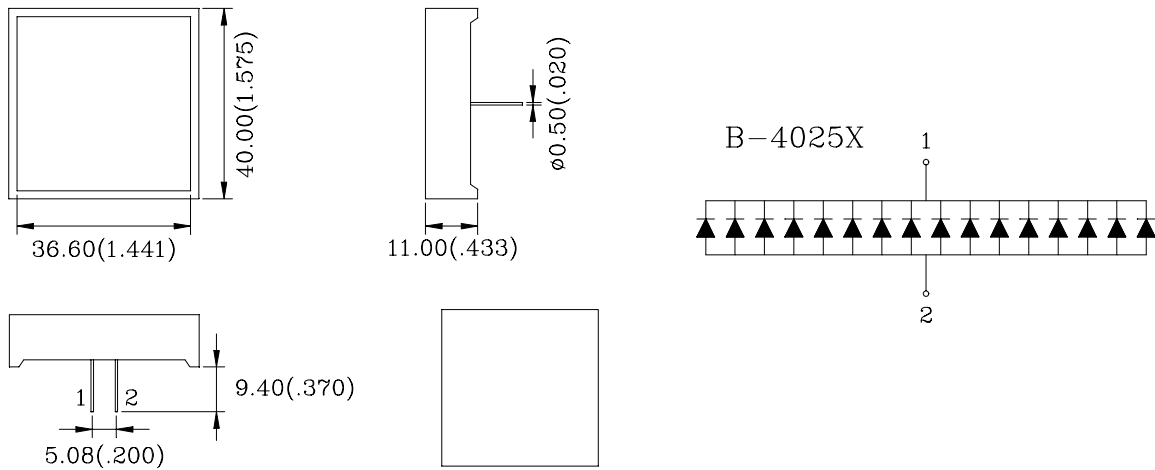
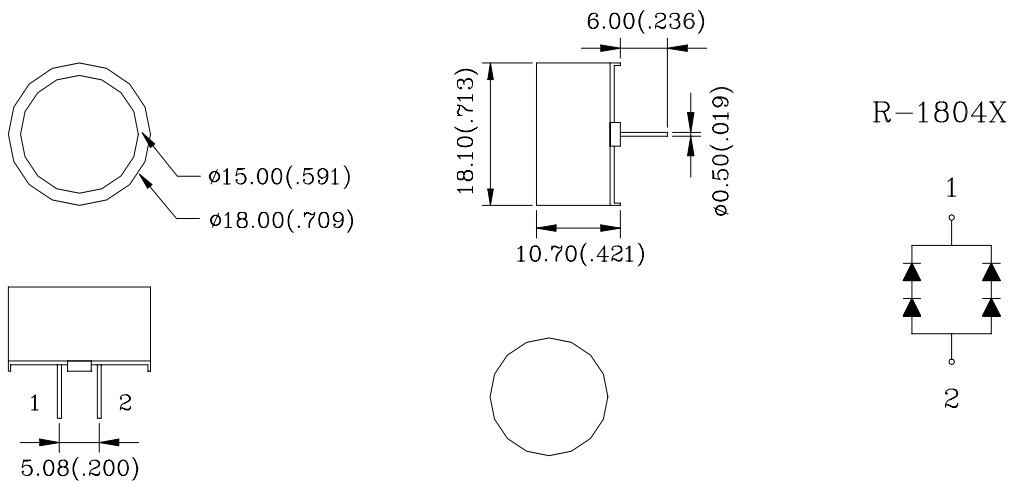


Fig.D77



1.All dimension are in millimeters (inches).  
2.Tolerance is  $\pm 0.25$  mm (0.01") unless otherwise specified.