

SWITCHING TYPE POWER SUPPLY APPLICATION.
CONVERTER & CHOPPER APPLICATION.

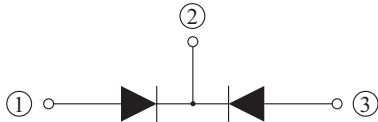
FEATURES

- Average Output Rectified Current
: $I_O=20A$.
- Repetitive Peak Reverse Voltage
: $V_{RRM}=45V$.
- Low Peak Forward Voltage : 0.58V(Max.)

MAXIMUM RATING (Ta=25)

CHARACTERISTIC	SYMBOL	RATING	UNIT
Repetitive Peak Reverse Voltage	V_{RRM}	45	V
Average Output Rectified Current (Tc=115) (Note)	I_O	20	A
Peak One Cycle Surge Forward Current (Non-Repetitive 60Hz)	I_{FSM}	250	A
Junction Temperature	T_j	-40 150	
Storage Temperature Range	T_{stg}	-55 150	

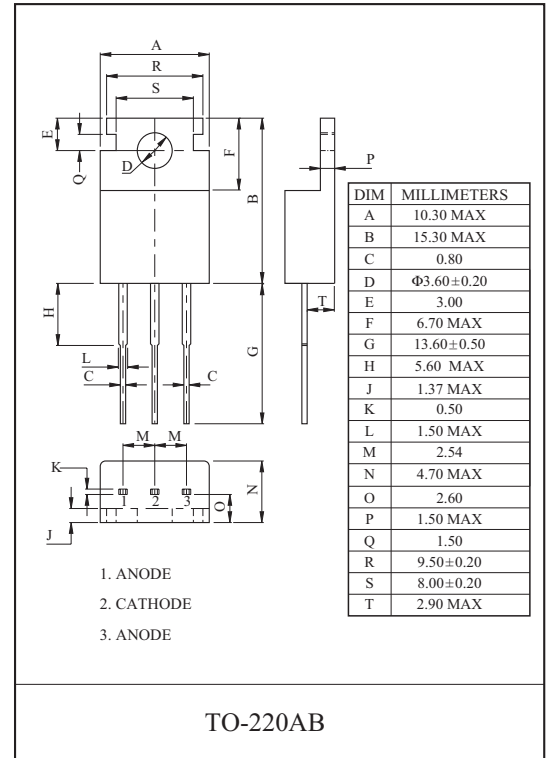
Note : average forward current of centertap full wave connection.



ELECTRICAL CHARACTERISTICS (Ta=25)

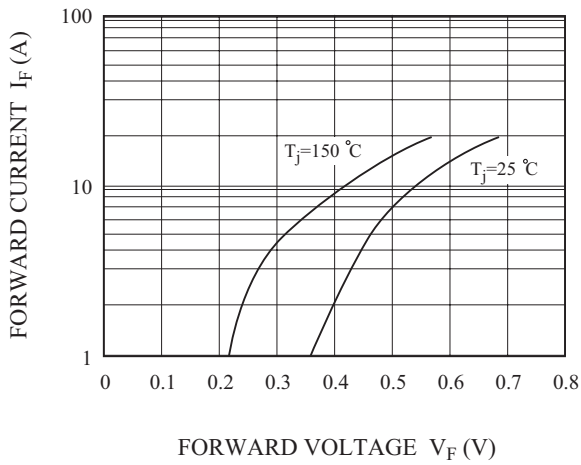
CHARACTERISTIC	SYMBOL	TEST CONDITION	MIN.	TYP.	MAX.	UNIT
Peak Forward Voltage (Note)	V_{FM}	$I_{FM}=10A$	-	-	0.58	V
Repetitive Peak Reverse Current (Note)	I_{RRM}	$V_{RRM}=\text{Rated}$	-	-	150	μA
Thermal Resistance (Note)	$R_{th(j-c)}$	Juction to Case	-	-	2.0	/W

Note : A value of one cell

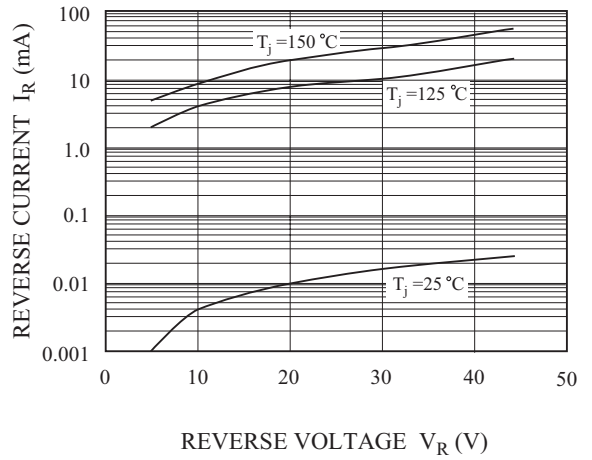


B20A45VC

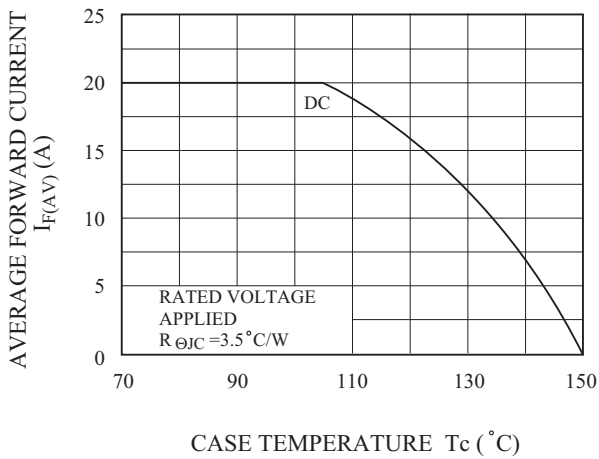
$I_F - V_F$



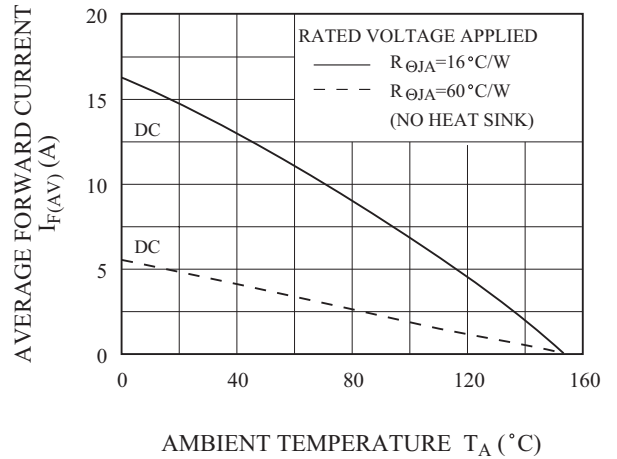
$I_R - V_R$



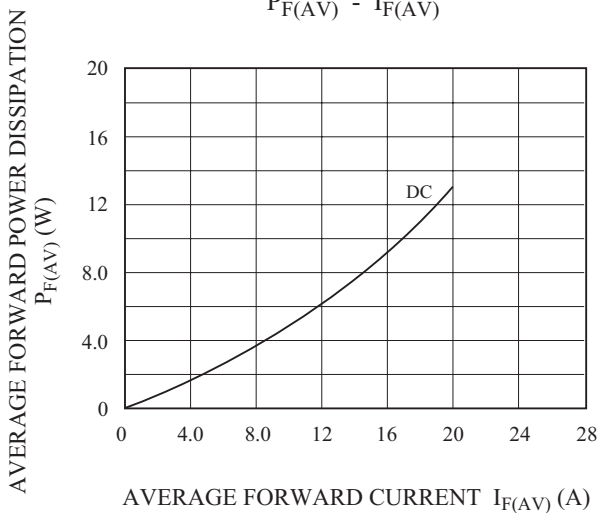
$I_F - T_C$



$I_F - T_A$



$P_{F(AV)} - I_{F(AV)}$



$C - V_R$

