

BA157 – BA159

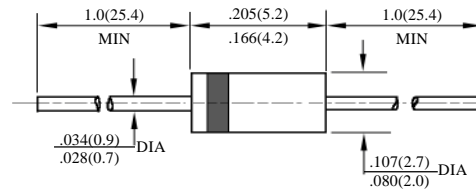
### 1A 快速二极管

### 1A FAST RECOVERY DIODES

型号 TYPE	最大反向峰值电压 Maximum Peak Reverse Voltage	最大平均正向电流 Maximum Average Rectified Current @ Half-Wave Resistive Load 60Hz		最大正向浪涌电流 Maximum Forward Peak Surge Current @ 8.3ms Superimposed	最大反向漏电流 Maximum Reverse Current @ PRV @ T <sub>A</sub> =25°C	最大正向电压 Maximum Forward Voltage @ T <sub>A</sub> =25°C		最大反向恢复时间 Maximum Reverse Recovery Time	外型尺寸 Package Dimensions
	PRV	I <sub>O</sub> @ T <sub>L</sub>	A <sub>AV</sub>	°C	I <sub>FM</sub> (Surge)	I <sub>R</sub>	V <sub>FM</sub>	V <sub>PK</sub>	
	V <sub>PK</sub>	A <sub>AV</sub>	°C	A <sub>PK</sub>	μA <sub>dc</sub>	A <sub>PK</sub>	V <sub>PK</sub>	ns	
BA157	400	1.0	55	20	5.0	1.0	1.3	150	DO-41
BA158	600							250	
BA159D	800							500	
BA159	1000							500	

T<sub>rr</sub>测试条件: I<sub>F</sub> = 0.5A, I<sub>R</sub> = 1.0A, I<sub>RR</sub> = 0.25A

T<sub>rr</sub> Test Conditions: I<sub>F</sub> = 0.5A, I<sub>R</sub> = 1.0A, I<sub>RR</sub> = 0.25A



DO - 41

BA157-BA159

快速二极管额定值与特性曲线

RATING & CHARACTERISTIC CURVES OF FAST RECOVERY DIODES

FIG. 1 - FORWARD CURRENT DERATING CURVE

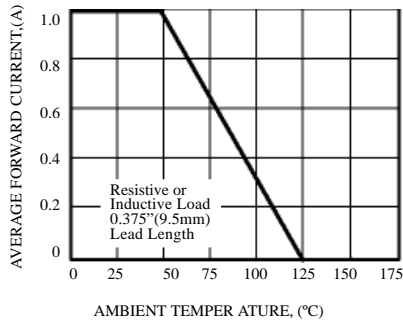


FIG. 2 - MAXIMUM NON-REPETITIVE FORWARD SURGE CURRENT

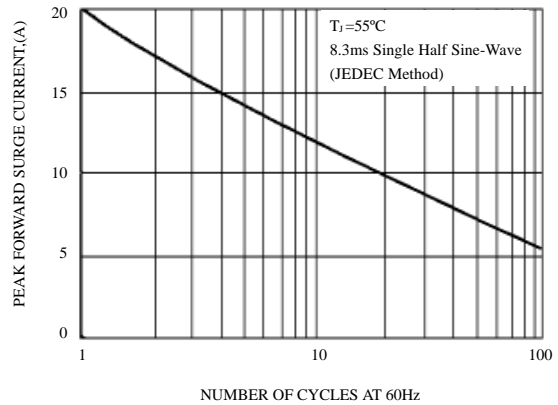


FIG. 3 - TYPICAL INSTANTANEOUS FORWARD CHARACTERISTICS

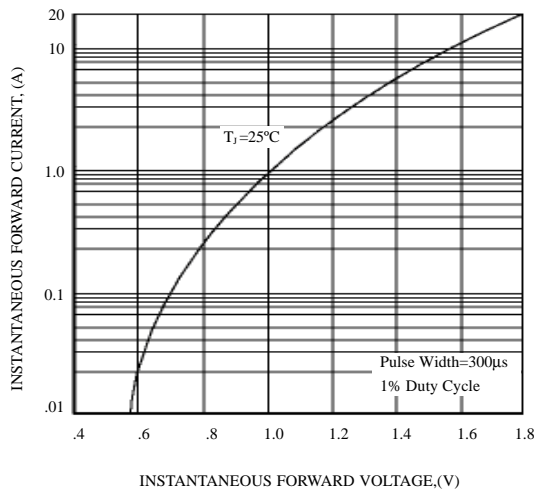


FIG. 4 - TYPICAL REVERSE CHARACTERISTICS

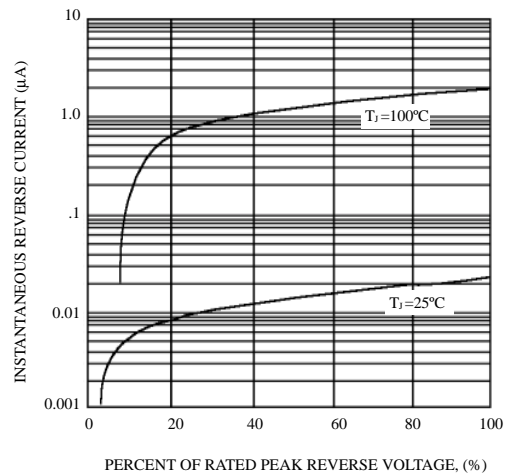


FIG. 5 - TYPICAL JUNCTION CAPACITANCE

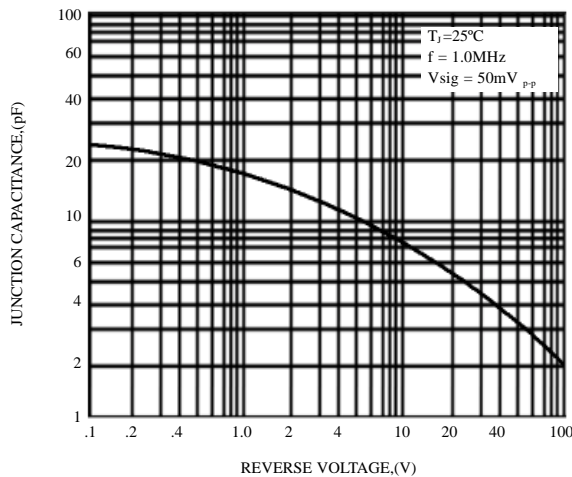


FIG. 6 - TYPICAL TRANSIENT THERMAL IMPEDANCE

