

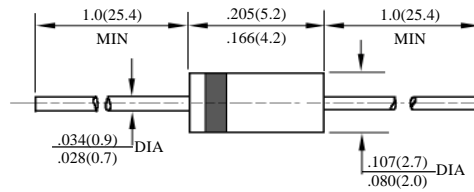
BA157 – BA159

1A 快速二极管
1A FAST RECOVERY DIODES

| 型号 TYPE | 最大反向峰值电压 Maximum Peak Reverse Voltage | 最大平均正向电流 Maximum Average Rectified Current @ Half-Wave Resistive Load 60Hz | | 最大正向浪涌电流 Maximum Forward Peak Surge Current @ 8.3ms Superimposed | 最大反向漏电流 Maximum Reverse Current @ PRV @ T _A =25°C | 最大正向电压 Maximum Forward Voltage @ T _A =25°C | | 最大反向恢复时间 Maximum Reverse Recovery Time | 外型尺寸 Package Dimensions |
|------------|--|---|----|---|---|--|-----------------|---|----------------------------|
| | PRV | I _O @ T _L | | I _{FM} (Surge) | I _R | I _{FM} | V _{FM} | T _{rr} | |
| | V _{PK} | A _{AV} | °C | A _{PK} | μA _{dc} | A _{PK} | V _{PK} | ns | |
| BA157 | 400 | 1.0 | 55 | 20 | 5.0 | 1.0 | 1.3 | 150 | DO-41 |
| BA158 | 600 | | | | | | | 250 | |
| BA159D | 800 | | | | | | | 500 | |
| BA159 | 1000 | | | | | | | 500 | |

T_{rr}测试条件: I_F = 0.5A, I_R = 1.0A, I_{RR} = 0.25A

T_{rr} Test Conditions: I_F = 0.5A, I_R = 1.0A, I_{RR} = 0.25A



DO - 41

BA157-BA159

快速二极管额定值与特性曲线

RATING & CHARACTERISTIC CURVES OF FAST RECOVERY DIODES

FIG. 1 - FORWARD CURRENT DERATING CURVE

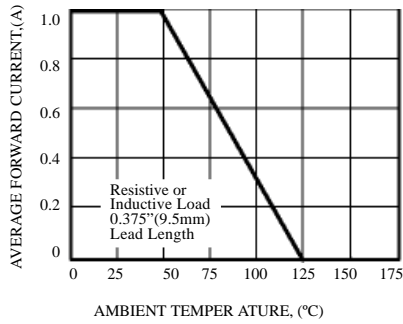


FIG. 2 - MAXIMUM NON-REPETITIVE FORWARD SURGE CURRENT

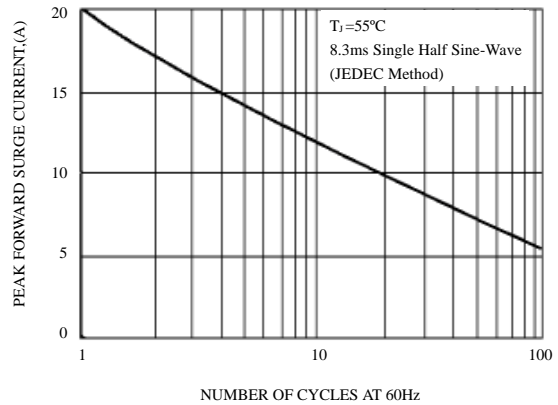


FIG. 3 - TYPICAL INSTANTANEOUS FORWARD CHARACTERISTICS

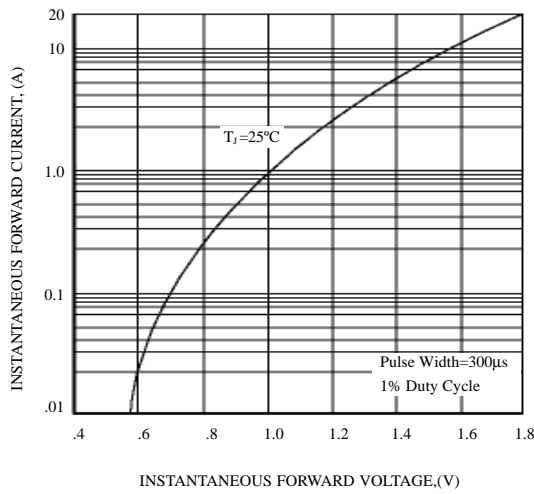


FIG. 4 - TYPICAL REVERSE CHARACTERISTICS

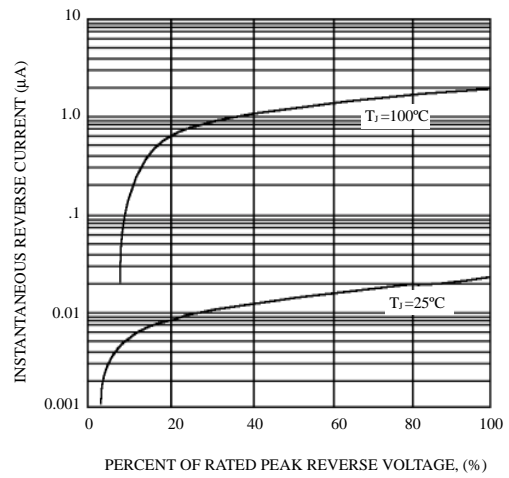


FIG. 5 - TYPICAL JUNCTION CAPACITANCE

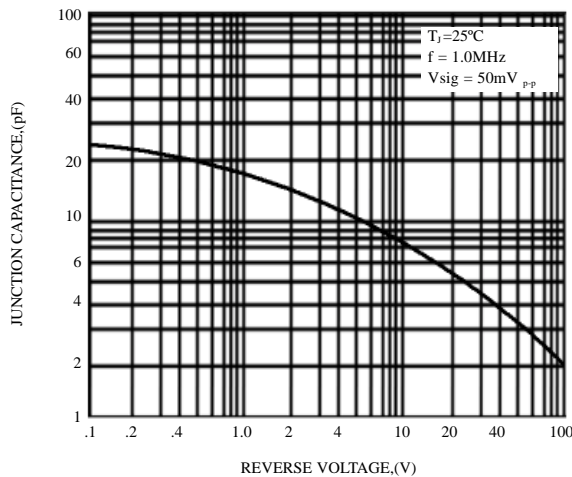


FIG. 6 - TYPICAL TRANSIENT THERMAL IMPEDANCE

