

## Small Signal Schottky Diode



### SOT-23

#### Features

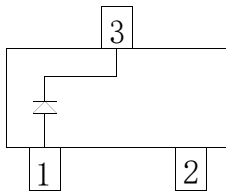
- Epoxy meets UL-94 V-0 flammability rating and halogen free
- Moisture Sensitivity Level 1
- Low Forward Voltage Schottky Rectifier
- $V_R$  70V
- $I_{FAV}$  0.07A
- Part no. with suffix "Q" means AEC-Q101 qualified

#### Applications

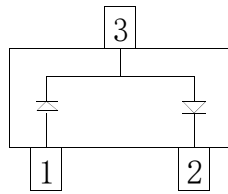
- For Transient and ESD Protection

#### Mechanical Data

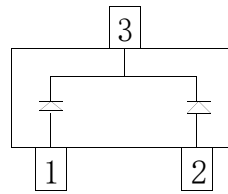
- **Case:** SOT-23
- **Terminals:** Tin plated leads, solderable per J-STD-002 and JESD22-B102



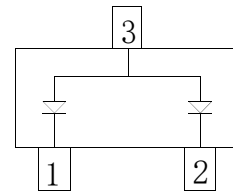
BAS70Q  
Marking:73



BAS70-04Q  
Marking:74



BAS70-05Q  
Marking:75



BAS70-06Q  
Marking:76

#### ■ Maximum Ratings ( $T_a=25^\circ\text{C}$ Unless otherwise specified)

PARAMETER	SYMBOL	UNIT	CONDITIONS	VALUE
Continuous Reverse Voltage	$V_R$	V		70
Average Forward Current	$I_{FAV}$	mA		70
Non-repetitive Peak Forward Surge Current	$I_{FSM}$	mA	$t=8.3\text{ms}$	100
Power Dissipation	$P_D$	mW		200
Thermal Resistance Junction to Ambient	$R_{thJA}$	$^\circ\text{C}/\text{W}$		500
Junction Temperature	$T_j$	$^\circ\text{C}$		-55 to +125
Storage Temperature Range	$T_{stg}$	$^\circ\text{C}$		-55 to +150



# BAS70Q/BAS70-04Q/BAS70-05Q/BAS70-06Q

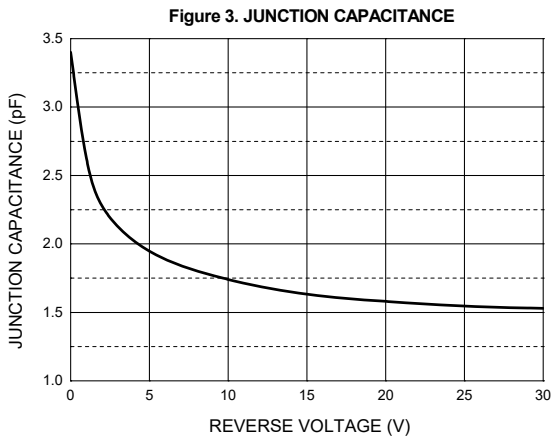
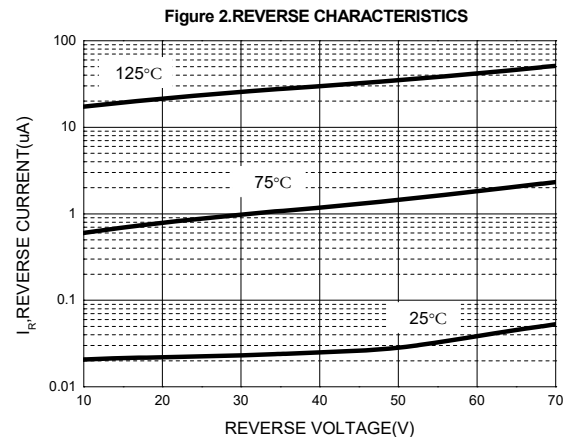
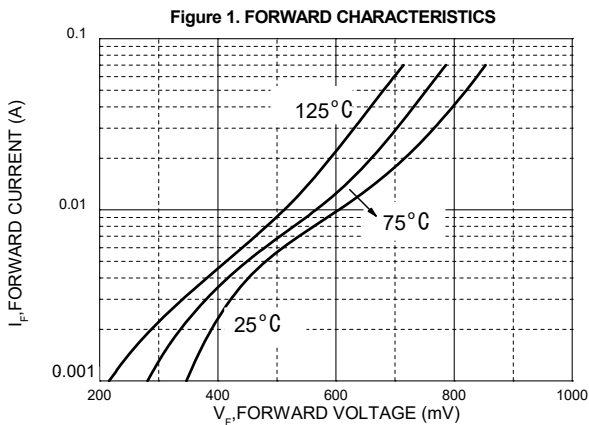
## ■ Electrical Characteristics (T<sub>a</sub>=25°C Unless otherwise specified)

PARAMETER	SYMBOL	UNIT	CONDITIONS	MIN	MAX
Reverse Breakdown Voltage	V <sub>(BR)R</sub>	V	I <sub>R</sub> =10uA	70	
Forward Voltage	V <sub>F</sub>	V	I <sub>F</sub> =1.0mA	-	0.41
			I <sub>F</sub> =15mA	-	1.0
Reverse Current	I <sub>R</sub>	μA	V <sub>R</sub> =50V	-	0.2
Junction Capacitance	C <sub>J</sub>	pF	V <sub>R</sub> =0 V, f =1MHz	-	4
Reverse Recovery Time	t <sub>rr</sub>	ns	I <sub>F</sub> =I <sub>R</sub> =10mA, I <sub>tr</sub> =1mA, R <sub>L</sub> =100Ω	-	5

## ■ Ordering Information (Example)

PREFERRED P/N	PACKING CODE	UNIT WEIGHT(g)	MINIMUM PACKAGE(pcs)	INNER BOX QUANTITY(pcs)	OUTER CARTON QUANTITY(pcs)	DELIVERY MODE
BAS70Q/ BAS70-04Q/ BAS70-05Q/ BAS70-06Q	F2	Approximate 0.01	3000	30000	120000	7" reel

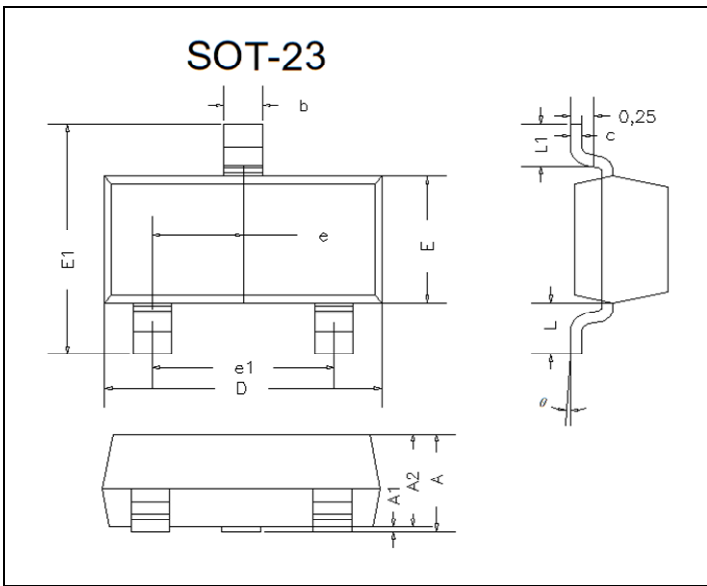
## ■ Characteristics(Typical)





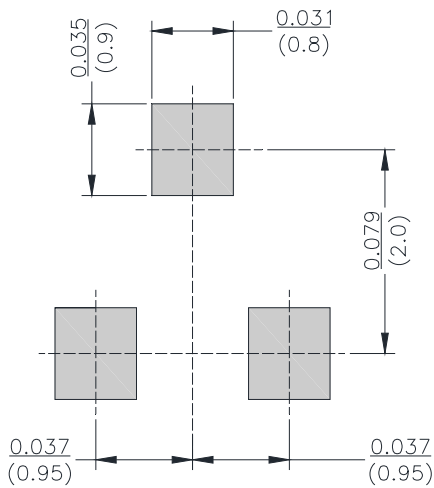
# BAS70Q/BAS70-04Q/BAS70-05Q/BAS70-06Q

## ■ SOT-23 Package Outline Dimensions



DIM	INCHES		MM		NOTE
	MIN	MAX	MIN	MAX	
A	0.035	0.045	0.90	1.15	
A1	0.000	0.004	0.00	0.10	
A2	0.035	0.041	0.90	1.05	
b	0.012	0.020	0.30	0.50	
c	0.004	0.008	0.10	0.20	
D	0.110	0.118	2.80	3.00	
E	0.047	0.055	1.20	1.40	
E1	0.089	0.100	2.25	2.55	
e	0.370TYP		0.95TYP		
e1	0.071	0.079	1.80	2.00	
L	0.220REF		0.55REF		
L1	0.012	0.020	0.30	0.50	
θ	0°	8°	0°	8°	

## ■ SOT-23 Suggested Pad Layout



Unit:  $\frac{\text{inch}}{\text{mm}}$



## Disclaimer

The information presented in this document is for reference only. Yangzhou Yangjie Electronic Technology Co., Ltd. reserves the right to make changes without notice for the specification of the products displayed herein to improve reliability, function or design or otherwise.

The product listed herein is designed to be used with automotive electronics, are not designed for use in medical, life-saving, lifesustaining, or military, Yangjie or anyone on its behalf, assumes no responsibility or liability for any damages resulting from such improper use of sale.

This publication supersedes & replaces all information previously supplied. For additional information, please visit our website [http:// www.21yangjie.com](http://www.21yangjie.com) , or consult your nearest Yangjie's sales office for further assistance.