

Schottky Barrier Diode

Features

- Epoxy meets UL-94 V-0 flammability rating
- Moisture Sensitivity Level 1
- Low Forward Voltage
- Surface Mount device

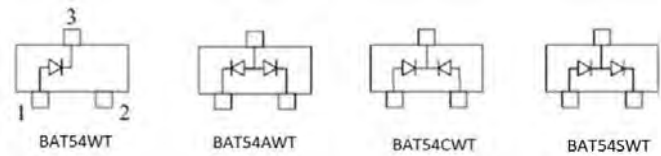


Mechanical Data

- **Package:** SOT-323
- **Terminals:** Tin plated leads, solderable per J-STD-002 and JESD22-B102

Marking

BAT54WT	KL5
BAT54AWT	KL6
BAT54CWT	KL7
BAT54SWT	KL8



■ Maximum Ratings(T_a=25°C Unless otherwise specified)

Item	Symbol	Unit	Value
Continuous Reverse Voltage	V _R	V	30
Forward Continuous Current	I _F	mA	200
Non-Repetitive Peak Forward Surge Current @ t<1s	I _{FSM}	A	0.6
Total Power Dissipation @ T _A =25°C	P _D	mW	200
Thermal Resistance, Junction to Ambient	R _{thJA}	°C/W	500
Operation Junction Temperature	T _J	°C	-55 to +125
Storage Temperature	T _{STG}	°C	-55 to +125

■ Ordering Information (Example)

PREFERRED P/N	PACKING CODE	UNIT WEIGHT(g)	MINIMUM PACKAGE(pcs)	INNER BOX QUANTITY(pcs)	OUTER CARTON QUANTITY(pcs)	DELIVERY MODE
BAT54WT	F2	Approximate 0.005	3000	30000	120000	7" reel
BAT54AWT	F2	Approximate 0.005	3000	30000	120000	7" reel
BAT54CWT	F2	Approximate 0.005	3000	30000	120000	7" reel
BAT54SWT	F2	Approximate 0.005	3000	30000	120000	7" reel

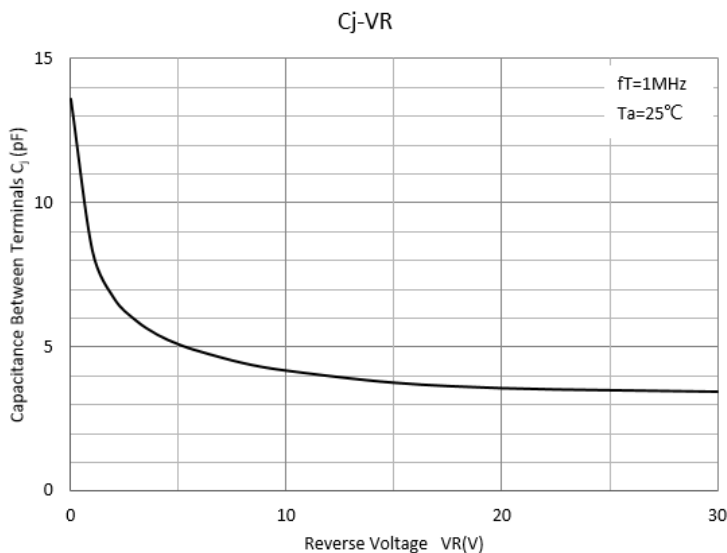
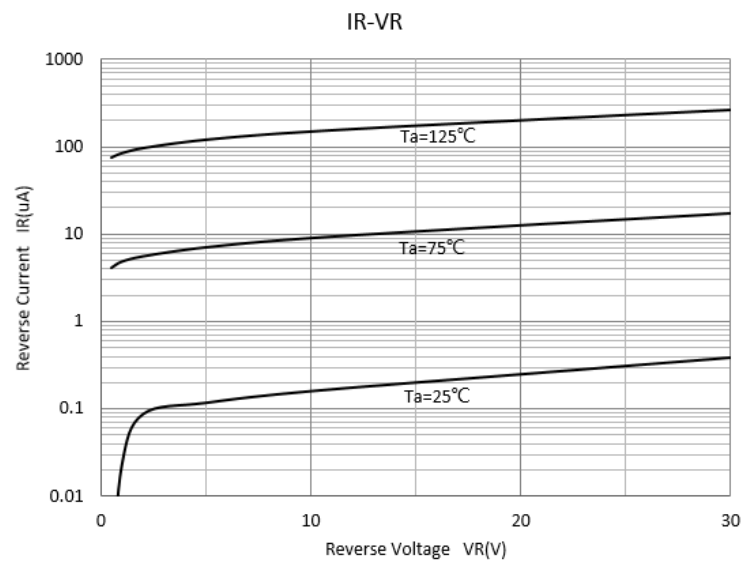
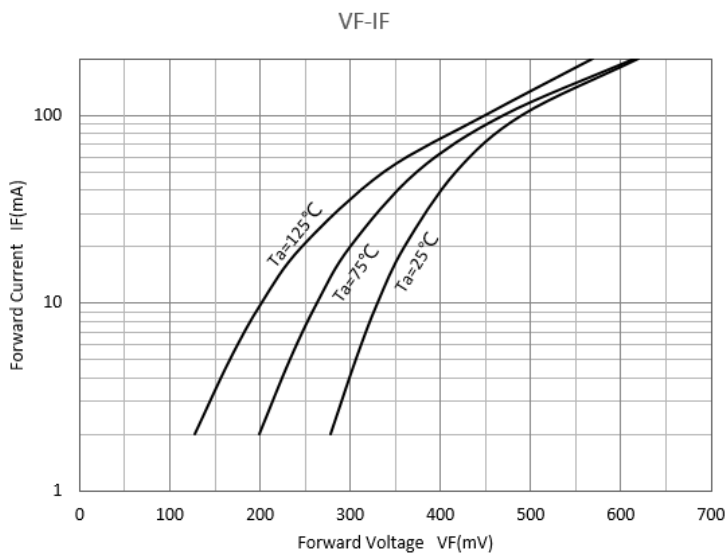


BAT54WT/BAT54AWT BAT54CWT/BAT54SWT

■ Electrical Characteristics (T_a=25°C Unless otherwise specified)

Item	Symbol	Unit	Conditions	Value
Maximum Instantaneous Forward Voltage	V _F	V	I _{FM} =0.1mA	0.24
			I _{FM} =1mA	0.32
			I _{FM} =10mA	0.4
			I _{FM} =30mA	0.5
			I _{FM} =100mA	1
Maximum DC Reverse Current	I _R	uA	V _R =25V	2
Typical Junction Capacitance	C _J	pF	f=1.0MHz, V _R =1.0V	10
Maximum Reverse Recovery Time	T _{rr}	ns	I _F =I _R =10mA I _{rr} =0.1*I _R , R _L =100Ω	5

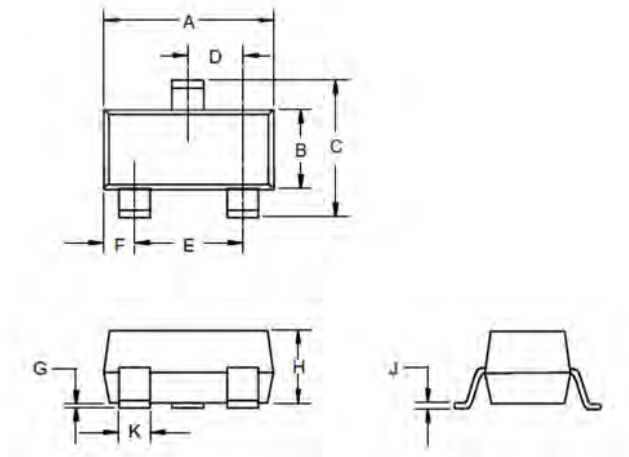
■ Typical Characteristics





BAT54WT/BAT54AWT BAT54CWT/BAT54SWT

■ SOT-323 Package Outline Dimensions



DIMENSIONS					
DIM	INCHES		MM		NOTE
	MIN	MAX	MIN	MAX	
A	.071	.087	1.80	2.20	
B	.045	.053	1.15	1.35	
C	.083	.096	2.10	2.45	
D	.026 Nominal		0.65Nominal		
E	.047	.055	1.20	1.40	
F	.012	.016	.30	.40	
G	.000	.004	.000	.100	
H	.035	.039	.90	1.00	
J	.004	.010	.100	.250	
K	.006	.016	.15	.40	

■ SOT-323 Suggested Pad Layout

