140 MHz Bandpass SAW Filter

15 MHz Bandwidth

BP62151

Complies with Directive 2002/95/EC (RoHS Compliant)

Electrical Characteristics					
Parameter	Sym	Minimum	Typical	Maximum	Unit
Center Frequency at 25°C	f_c	139.85	140.00	140.15	MHz
Insertion Loss at fc	*IL*	-	22.8	24.0	dB
1dB Bandwidth	BW_1	15.00	15.03	-	MHz
3 dB Bandwidth	BW_3	15.05	15.35	-	MHz
40dB Bandwidth	BW_{40}	-	16.54	16.60	MHz
50dB Bandwidth	BW_{50}	-	16.85	16.60	MHz
Phase Linearity	-	-	4	6	Deg
Passband Variation	$\Delta\alpha$	-	0.5	1.0	dB
Group Delay Variation	-	-	65	90	nsec
Absolute Delay	-	-	2.47	3	µsec
Ultimate Rejection	α_{rej}	50	55	-	dB
Substrate Material	-	-	YZ-$LiNbO_3$	-	-
Ambient Temperature	T_a	-	+25	-	°C
Package Type	-	DIP2212			

Typical Performance

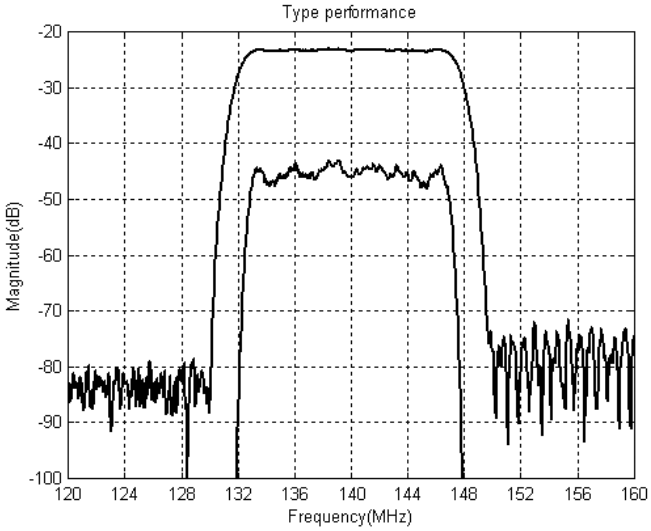

Package Outline

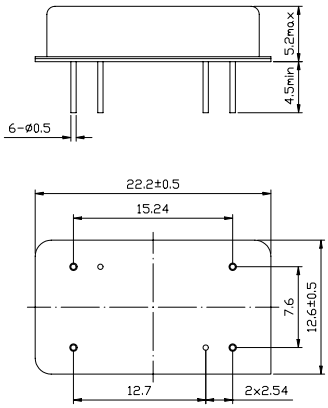

Matching Configuration

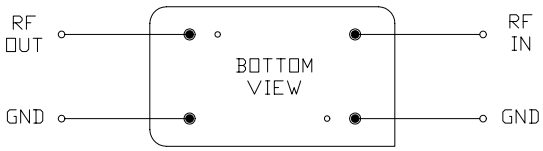

No Matching Required

Nominal Source/Load Impedance : 50 Ω

Note: Component values may change depending on board

Phone: +86 (10) 5128 1211 Fax: +86 (10) 5820 3915 Email: sales@vanlong.com Web: http://www.vanlong.com

© 2006 by Vanlong Technology Co., Ltd.