



## 硅整流二极管 General Purpose Rectifier

### ■特征 Features

- $I_o$  3A
- VRRM 200V-1300V
- 耐正向浪涌电流能力高
- High surge current capability

### ■用途 Applications

- 整流用 Rectifier

### ■极限值 (绝对最大额定值)

#### Limiting Values (Absolute Maximum Rating)

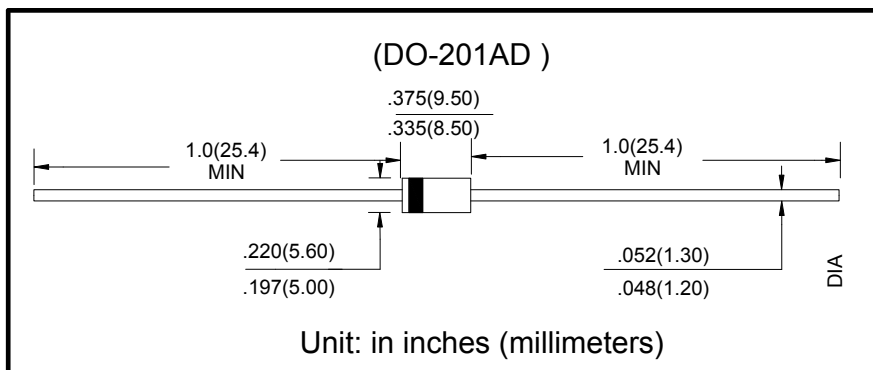
参数名称 Item	符号 Symbol	单位 Unit	条件 Conditions	BY				
				251G	252G	253G	254G	255G
反向重复峰值电压 Repetitive Peak Reverse Voltage	$V_{RRM}$	V		200	400	600	800	1300
正向平均电流 Average Forward Current	$I_{F(AV)}$	A	正弦半波 60Hz, 电阻负载, $T_a=75^\circ\text{C}$ 60Hz Half-sine wave, Resistance load, $T_a=75^\circ\text{C}$	3				
正向 (不重复) 浪涌电流 Surge(Non-repetitive)Forward Current	$I_{FSM}$	A	正弦半波 60Hz, 一个周期, $T_a=25^\circ\text{C}$ 60Hz Half-sine wave, 1 cycle, $T_a=25^\circ\text{C}$	200				
结温 Junction Temperature	$T_J$	$^\circ\text{C}$		-55~+150				
储存温度 Storage Temperature	$T_{STG}$	$^\circ\text{C}$		-55 ~ +150				

### ■电特性 (Ta=25°C 除非另有规定)

#### Electrical Characteristics (Ta=25°C Unless otherwise specified)

参数名称 Item	符号 Symbol	单位 Unit	测试条件 Test Condition	最大值 Max
正向峰值电压 Peak Forward Voltage	$V_{FM}$	V	$I_{FM}=3.0A$	1.0
反向峰值电流 Peak Reverse Current	$I_{RRM1}$	$\mu\text{A}$	$V_{RM}=V_{RRM}$	$T_a=25^\circ\text{C}$
	$I_{RRM2}$			$T_a=125^\circ\text{C}$
热阻 (典型) Thermal Resistance(Typical)	$R_{\theta J-A}$	$^\circ\text{C}/\text{W}$	结和环境之间 Between junction and ambient	30
结电容 Typical junction capacitance	$C_j$	pF	Measured at 1MHZ and Applied Reverse Voltage of 4.0 V.D.C.	60

### ■外形尺寸和印记 Outline Dimensions and Mark



## ■ 特性曲线 (典型) Characteristics(Typical)

FIG.1 正向电流降额曲线  
FORWARD CURRENT DERATING CURVE

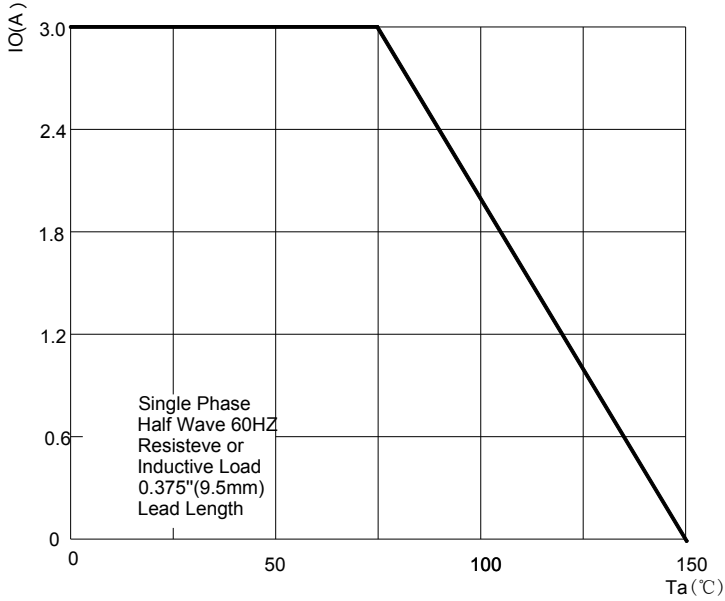


FIG.2 最大正向浪涌冲击耐受能力  
MAXIMUM NON-REPETITIVE FORWARD  
SURGE CURRENT

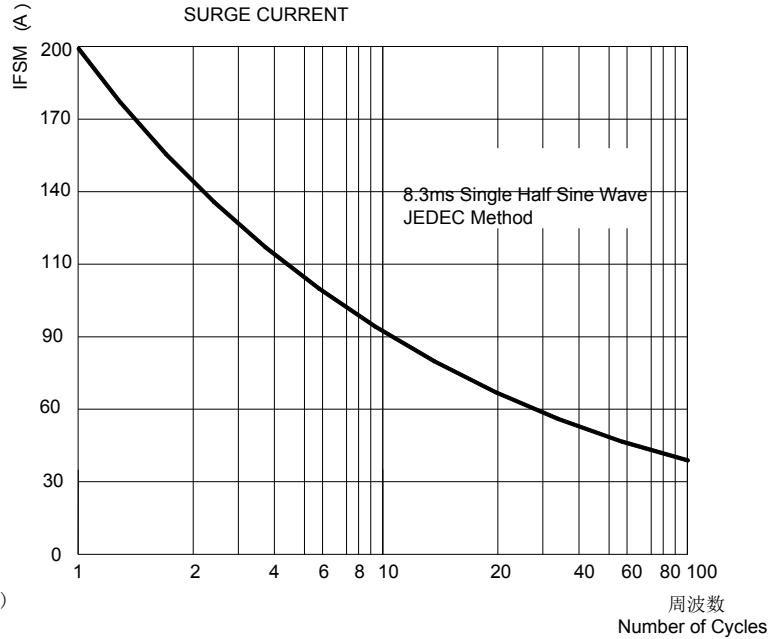


FIG.3 典型正向特性曲线  
TYPICAL FORWARD CHARACTERISTICS

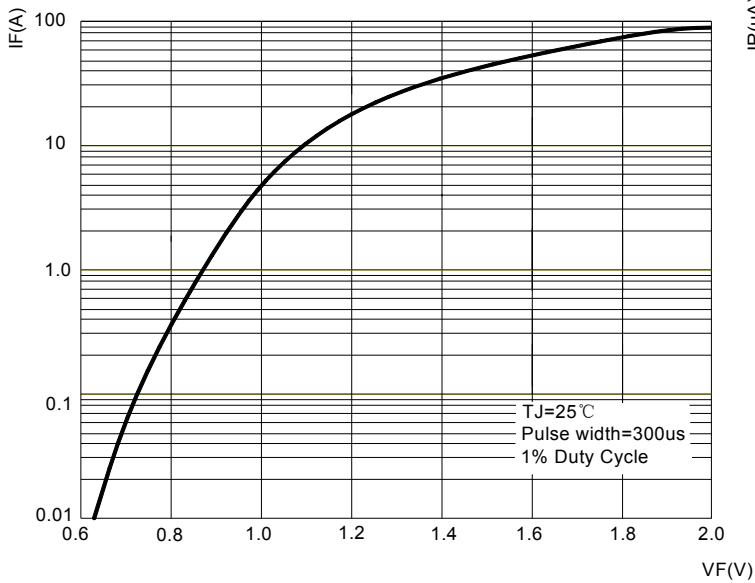


FIG.4 典型反向特性曲线  
TYPICAL REVERSE CHARACTERISTICS

