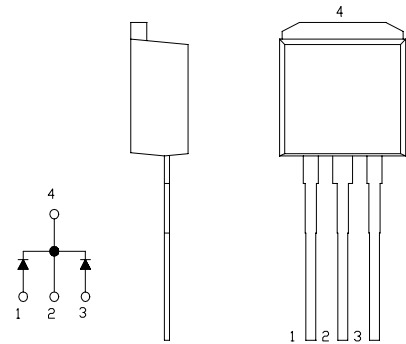


FRD Type : C16T20F-11A

OUTLINE DRAWING

FEATURES

- * **SQUARE-PAK** TO263AB Case (SMD)
- Packaged in 24mm Tape and Reel
- * Dual Diodes – Cathode Common
- * Ultra – Fast Recovery
- * Low Forward Voltage Drop
- * High Surge Capability
- * 200 Volts thru 600 Volts Types Available



Maximum Ratings

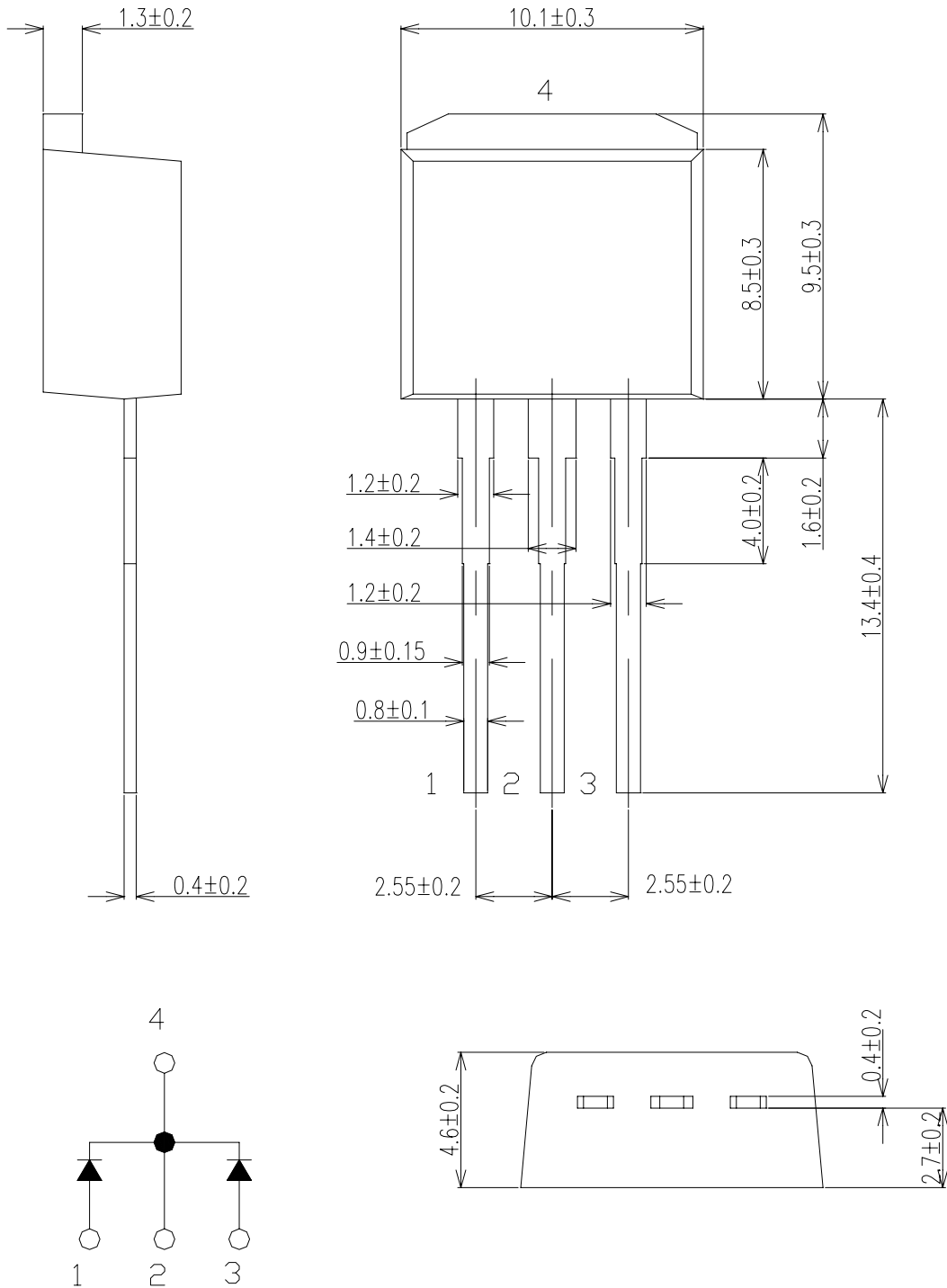
Approx Net Weight:1.4g

Rating	Symbol	C16T20F-11A		Unit
Repetitive Peak Reverse Voltage	V_{RRM}	200		V
Non-repetitive Peak Reverse Voltage	V_{RSM}	220		V
Average Rectified Output Current	I_O	16	$T_c=113^\circ\text{C}$ 50 Hz, Full Sine Wave Resistive Load	A
RMS Forward Current	$I_{F(RMS)}$	18		A
Surge Forward Current	I_{FSM}	120	50 Hz Full Sine Wave, 1 cycle Non-repetitive	A
Operating Junction Temperature Range	T_{jw}	- 40 to + 150		$^\circ\text{C}$
Storage Temperature Range	T_{stg}	- 40 to + 150		$^\circ\text{C}$

Electrical • Thermal Characteristics

Characteristics	Symbol	Conditions	Min.	Typ.	Max.	Unit
Peak Reverse Current	I_{RM}	$T_j=25^\circ\text{C}, V_{RM}=V_{RRM}$ per Arm	-	-	25	μA
Peak Forward Voltage	V_{FM}	$T_j=25^\circ\text{C}, I_{FM}=8\text{A}$ per Arm	-	-	0.98	V
Reverse Recovery Time	t_{rr}	$I_{FM}= 8 \text{ A},$ $-di/dt= 50 \text{ A}/\mu\text{s}, T_a= 25^\circ\text{C}$	-	-	35	ns
Thermal Resistance	$R_{th(j-c)}$	Junction to Case	-	-	2	$^\circ\text{C}/\text{W}$

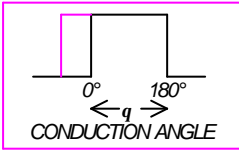
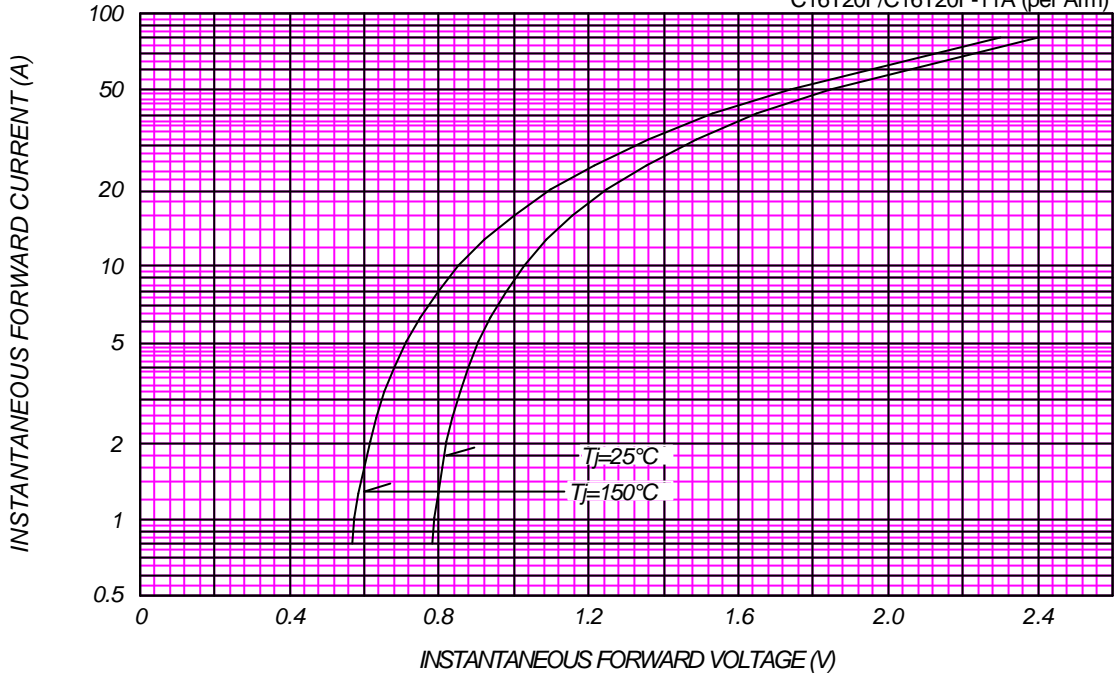
C_T_ 11A OUTLINE DRAWING (Dimensions in mm)



FORWARD CURRENT VS. VOLTAGE

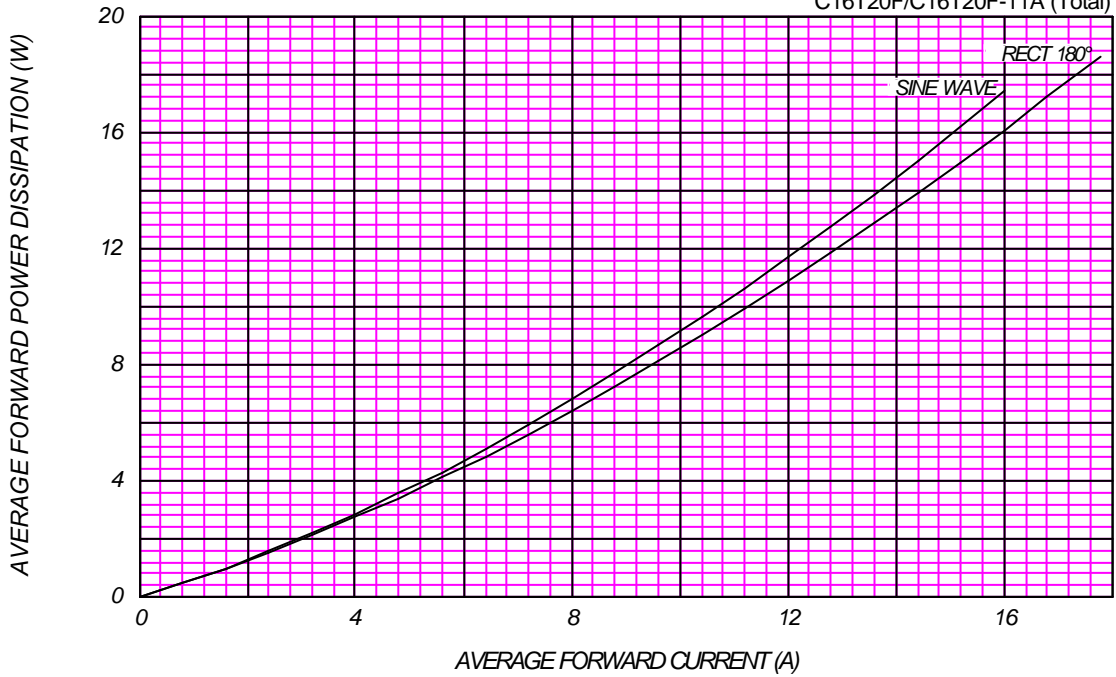
10ms Sine Wave Single Pulse

C16T20F/C16T20F-11A (per Arm)



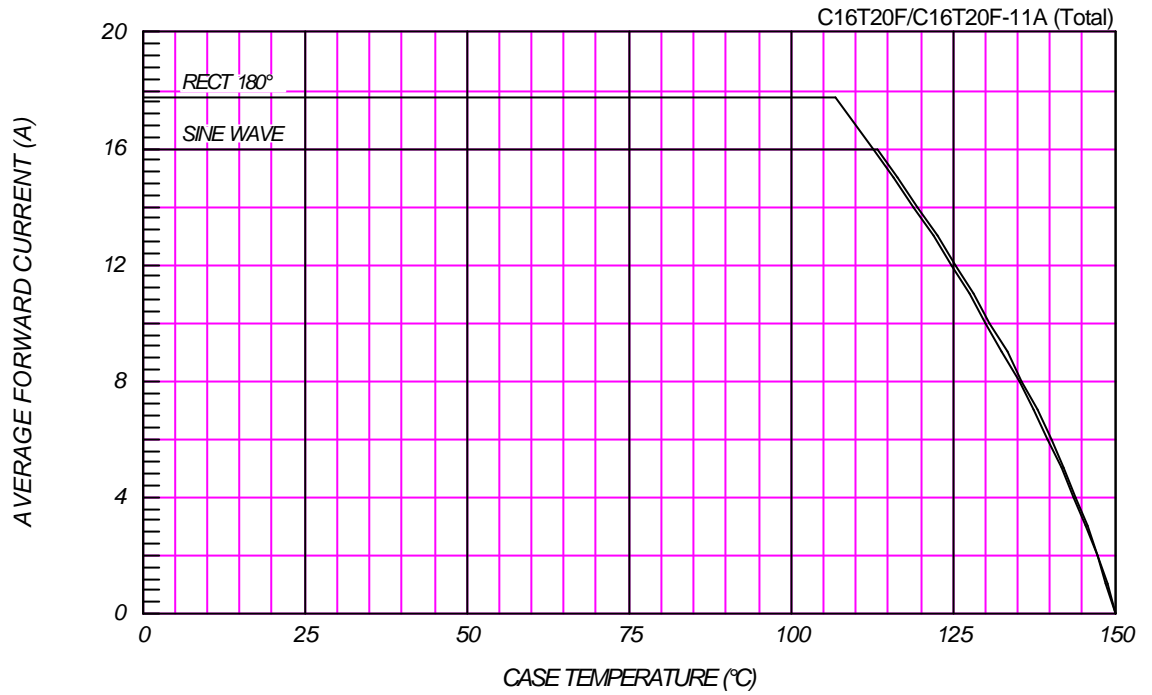
AVERAGE FORWARD POWER DISSIPATION

C16T20F/C16T20F-11A (Total)





AVERAGE FORWARD CURRENT VS. CASE TEMPERATURE



SURGE CURRENT RATINGS

f=50Hz, Sine Wave, Non-Repetitive, No Load

