



ON Semiconductor®

ON Semiconductor DATA SHEET

NPN Epitaxial Planar Silicon Transistors

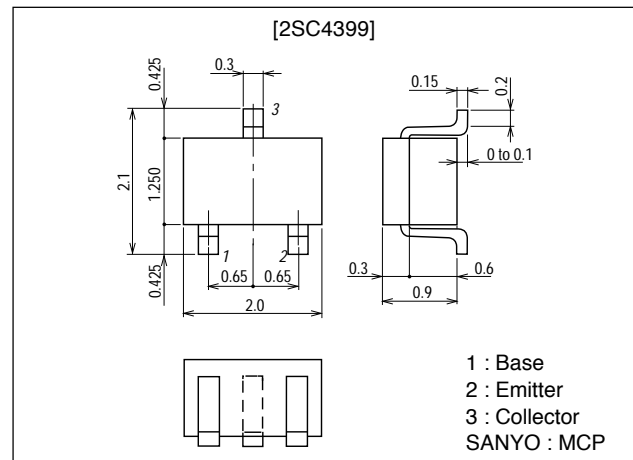
2SC4399 — High-Frequency General-Purpose Amplifier Applications

Features

- High power gain : PG=25dB typ (f=100MHz).
- Ultrasmall-sized package permitting the 2SC4399-applied sets to be made small and slim.

Package Dimensions

unit:mm
2059B



Specifications

Absolute Maximum Ratings at Ta = 25°C

Parameter	Symbol	Conditions	Ratings	Unit
Collector-to-Base Voltage	V _{CB0}		30	V
Collector-to-Emitter Voltage	V _{CEO}		20	V
Emitter-to-Base Voltage	V _{EBO}		5	V
Collector Current	I _C		30	mA
Collector Dissipation	P _C		150	mW
Junction Temperature	T _j		150	°C
Storage Temperature	T _{stg}		-55 to +150	°C

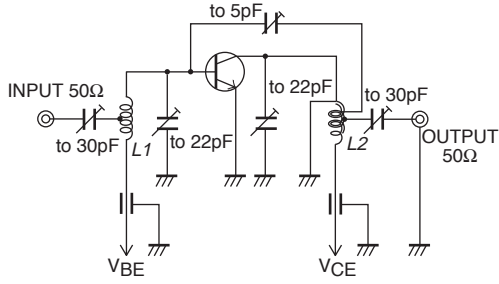
Electrical Characteristics at Ta = 25°C

Parameter	Symbol	Conditions	Ratings			Unit
			min	typ	max	
Collector Cutoff Current	I _{CB0}	V _{CB} =10V, I _E =0			0.1	μA
Emitter Cutoff Current	I _{EBO}	V _{EB} =4V, I _C =0			0.1	μA
DC Current Gain	h _{FE}	V _{CE} =6V, I _C =1mA	60*		270*	
Gain-Bandwidth Product	f _T	V _{CE} =6V, I _C =1mA	200	320		MHz
Reverse transfer Capacitance	C _{re}	V _{CB} =6V, f=1MHz		0.9	1.2	pF
Base-to-Collector Time Constant	r _{bb} 'C _C	V _{CB} =6V, I _C =1mA, f=31.9MHz		12	20	ps
Power Gain	PG	V _{CB} =6V, I _C =1mA, f=100MHz		25		dB
Noise Figure	NF	V _{CB} =6V, I _C =1mA, f=100MHz		3.0		dB

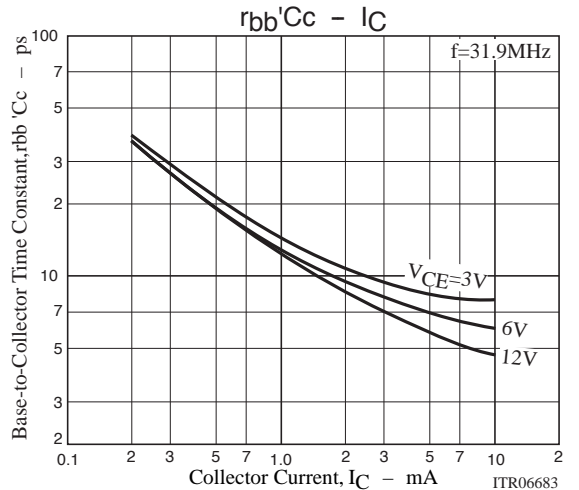
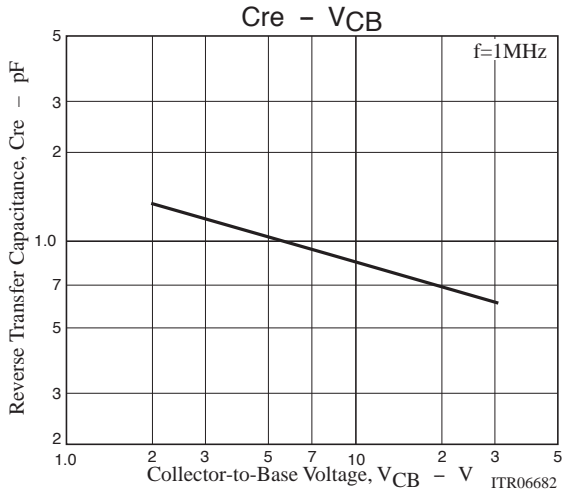
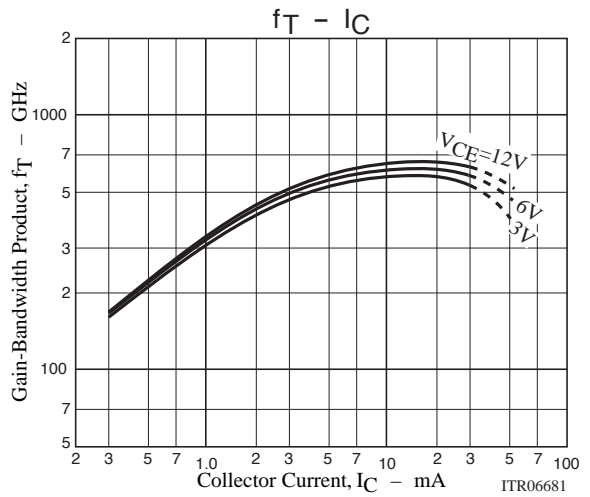
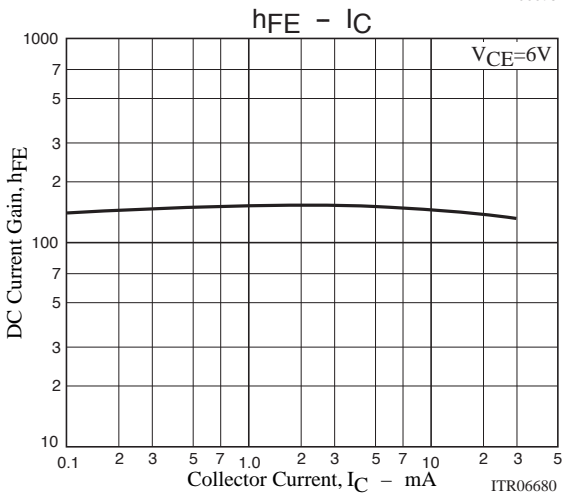
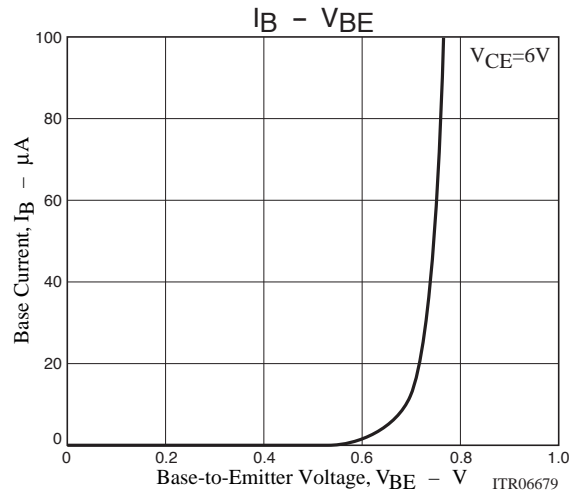
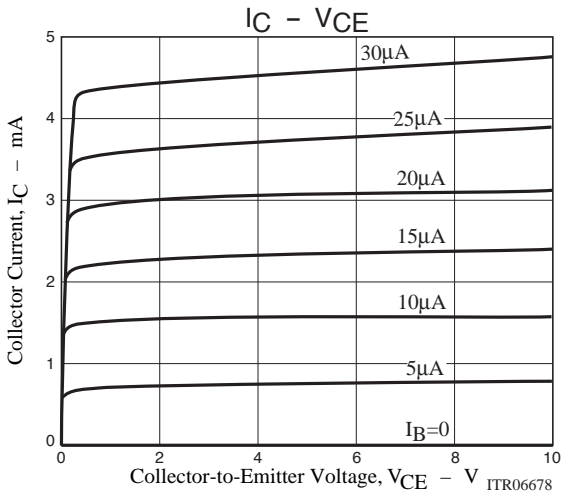
* : The 2SC4399 is classified by 1mA h_{FE} as follows :
Marking : F
h_{FE} rank : 3, 4, 5

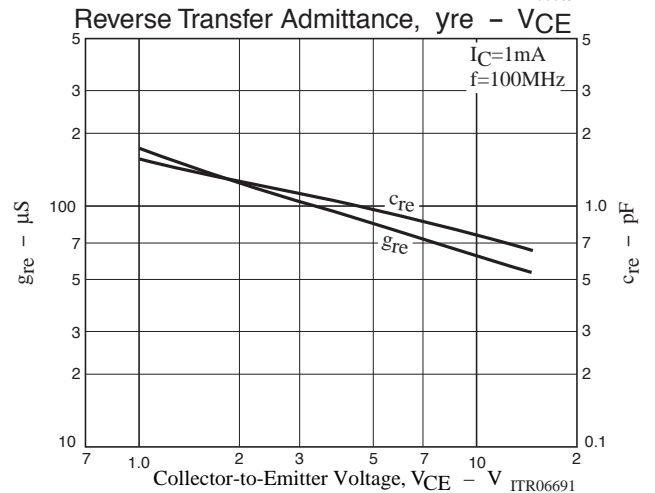
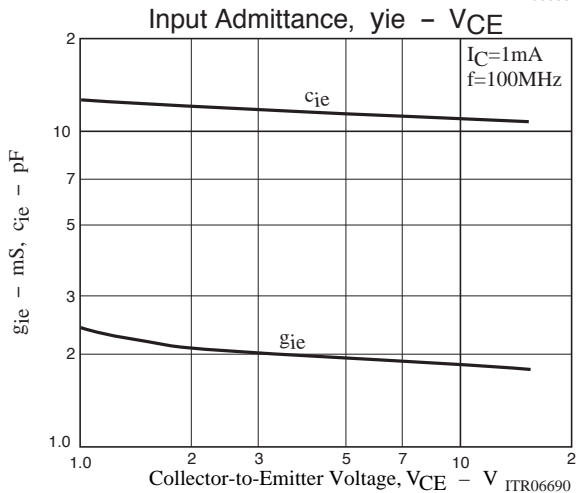
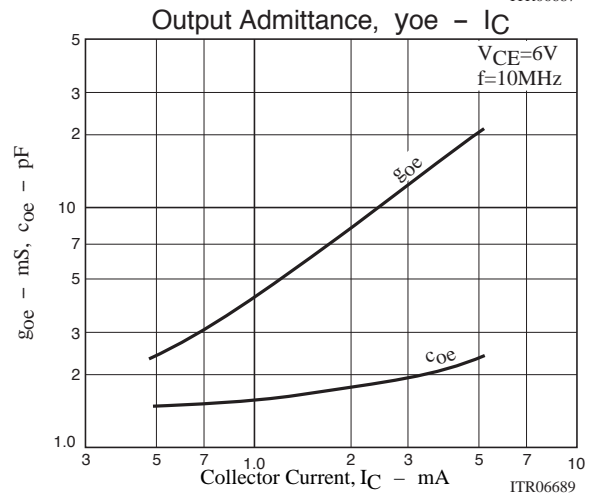
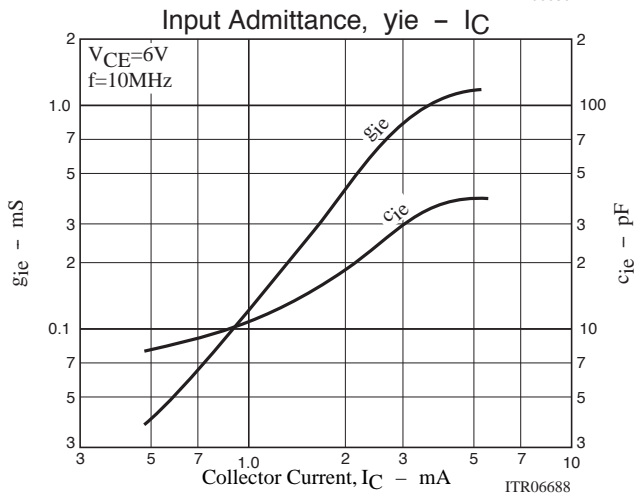
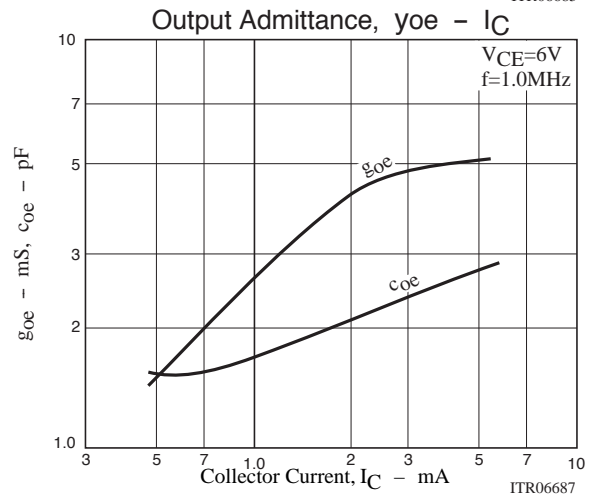
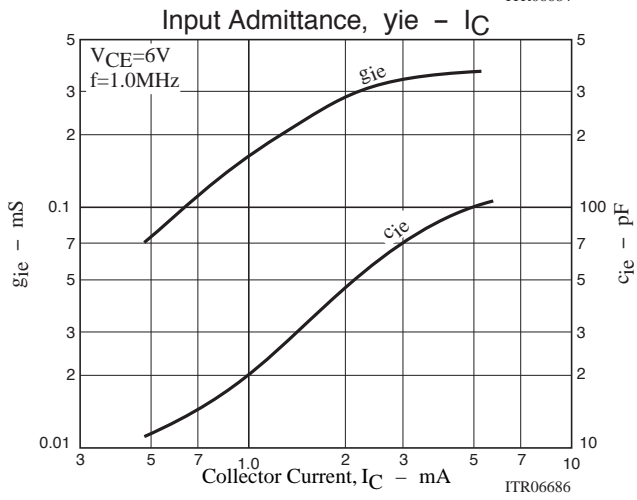
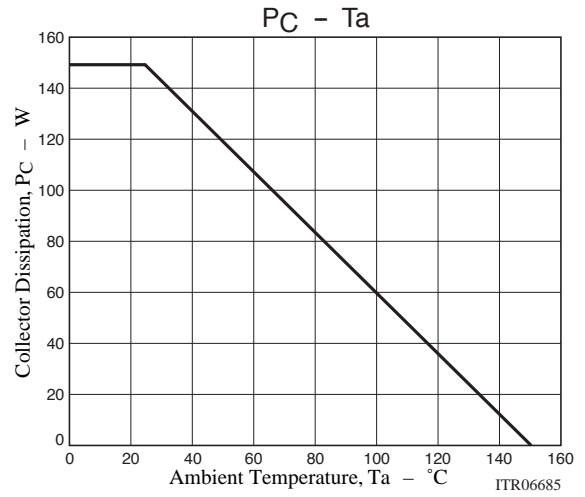
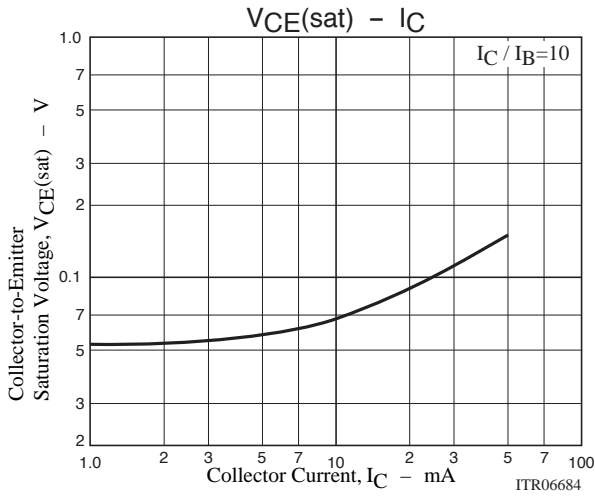
Rank	3	4	5
h _{FE}	60 to 120	90 to 180	135 to 270

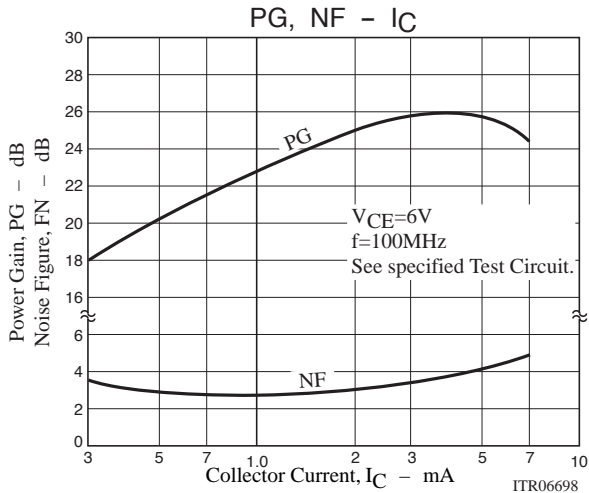
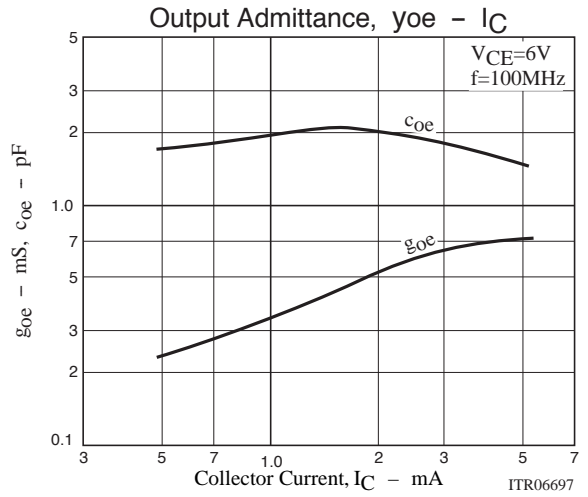
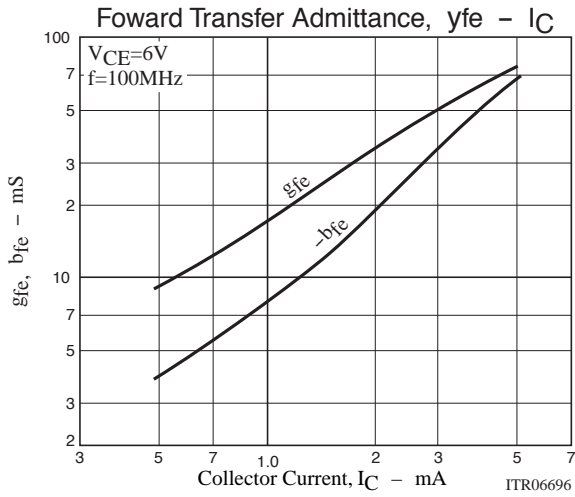
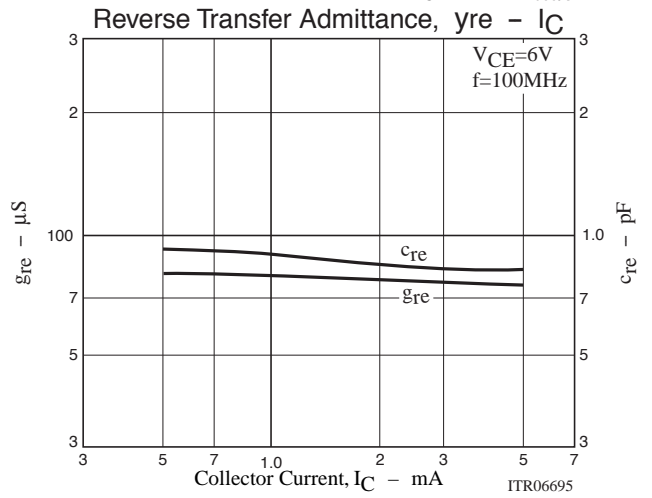
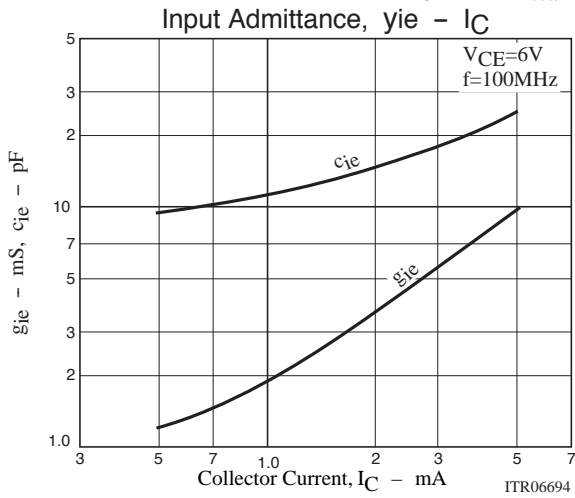
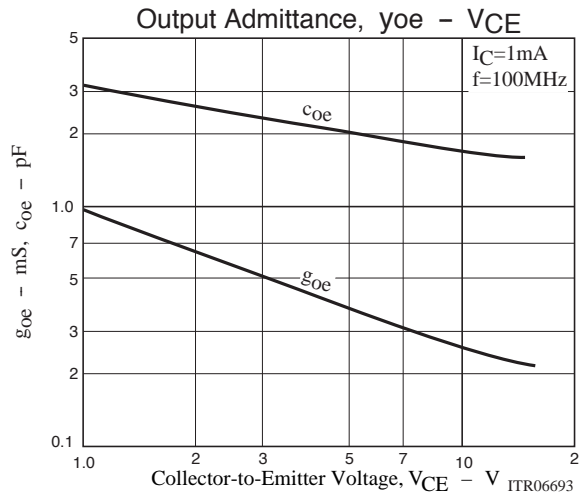
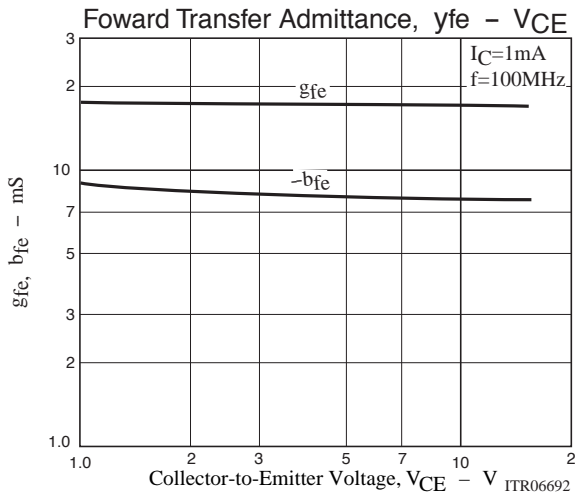
NF, PG Test Circuit



L1 : 1mm ϕ plated wire 10mm ϕ 4 T, tap : 2T from VBE side.
 L2 : 1mm ϕ plated wire 10mm ϕ 7 T, tap : 1T from VCE side.
 L3 : 1mm ϕ enameled wire 10mm ϕ 3 T







ON Semiconductor and the ON logo are registered trademarks of Semiconductor Components Industries, LLC (SCILLC). SCILLC reserves the right to make changes without further notice to any products herein. SCILLC makes no warranty, representation or guarantee regarding the suitability of its products for any particular purpose, nor does SCILLC assume any liability arising out of the application or use of any product or circuit, and specifically disclaims any and all liability, including without limitation special, consequential or incidental damages. SCILLC strives to supply high-quality high-reliability products and recommends adopting safety measures when designing equipment to avoid accidents or malfunctions. Such measures include but are not limited to protective circuits and error prevention circuits for safe design, redundant design, and structural design. "Typical" parameters which may be provided in SCILLC data sheets and/or specifications can and do vary in different applications and actual performance may vary over time. All operating parameters, including "Typicals," must be validated for each customer application by customer's technical experts. SCILLC shall not be held liable for any claim or suits with regard to a third party's intellectual property rights which has resulted from the use of the technical information and products mentioned above. SCILLC does not convey any license under its patent rights nor the rights of others. SCILLC products are not designed, intended, or authorized for use as components in systems intended for surgical implant into the body, or other applications intended to support or sustain life, or for any other application in which the failure of the SCILLC product could create a situation where personal injury or death may occur. Should Buyer purchase or use SCILLC products for any such unintended or unauthorized application, Buyer shall indemnify and hold SCILLC and its officers, employees, subsidiaries, affiliates, and distributors harmless against all claims, costs, damages, and expenses, and reasonable attorney fees arising out of, directly or indirectly, any claim of personal injury or death associated with such unintended or unauthorized use, even if such claim alleges that SCILLC was negligent regarding the design or manufacture of the part. SCILLC is an Equal Opportunity/Affirmative Action Employer. This literature is subject to all applicable copyright laws and is not for resale in any manner.

PUBLICATION ORDERING INFORMATION

LITERATURE FULFILLMENT:

Literature Distribution Center for ON Semiconductor
P.O. Box 5163, Denver, Colorado 80217 USA
Phone: 303-675-2175 or 800-344-3860 Toll Free USA/Canada
Fax: 303-675-2176 or 800-344-3867 Toll Free USA/Canada
Email: orderlit@onsemi.com

N. American Technical Support: 800-282-9855 Toll Free
USA/Canada.
Europe, Middle East and Africa Technical Support:
Phone: 421 33 790 2910
Japan Customer Focus Center
Phone: 81-3-5773-3850

ON Semiconductor Website: www.onsemi.com
Order Literature: <http://www.onsemi.com/orderlit>
For additional information, please contact your local
Sales Representative