

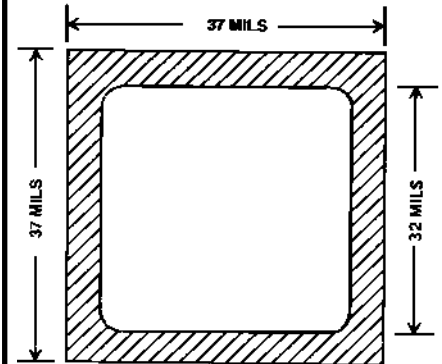
- 1N5819 AND 1N6761 AVAILABLE IN JANHC AND JANKC PER MIL PRF-19500/586
- 1 AMP SCHOTTKY BARRIER RECTIFIER CHIPS
- SILICON DIOXIDE PASSIVATED
- COMPATIBLE WITH ALL WIRE BONDING AND DIE ATTACH TECHNIQUES, WITH THE EXCEPTION OF SOLDER REFLOW

CD5817 thru CD5819
and
CD6759 thru CD6761
and
CD1A20 thru CD1A100

MAXIMUM RATINGS

Operating Temperature: -55°C to +125°C
Storage Temperature: -55°C to +150°C
Average Rectified Forward Current: 1.0 AMP @ +55°C
Derating: 14.3 mA / °C above +55°C

| CDI TYPE NUMBER | WORKING PEAK REVERSE VOLTAGE | MAXIMUM FORWARD VOLTAGE | | MAXIMUM REVERSE LEAKAGE CURRENT AT RATED VOLTAGE | |
|-----------------------|------------------------------------|-------------------------|----------------------|--|-----------------------|
| | V _{RWM} | V _F @0.1A | V _F @1.0A | I _R @25°C | I _R @100°C |
| | VOLTS | VOLTS | VOLTS | mA | mA |
| CD5817 | 20 | 0.36 | 0.60 | 0.10 | 5.0 |
| CD5818 | 30 | 0.36 | 0.60 | 0.10 | 5.0 |
| CD5819 | 40 | 0.36 | 0.60 | 0.10 | 5.0 |
| JHC, JKC 5819 | 45 | 0.34 | 0.49 | 0.05 | 5.0 |
| CD6759 | 60 | 0.38 | 0.75 | 0.10 | 6.0 |
| CD6760 | 80 | 0.38 | 0.75 | 0.10 | 6.0 |
| CD6761 | 100 | 0.38 | 0.75 | 0.10 | 6.0 |
| JHC, JKC 6761 | 100 | 0.38 | 0.69 | 0.10 | 12.0 |
| CD1A20 | 20 | 0.36 | 0.60 | 0.10 | 5.0 |
| CD1A30 | 30 | 0.36 | 0.60 | 0.10 | 5.0 |
| CD1A40 | 40 | 0.36 | 0.60 | 0.10 | 5.0 |
| CD1A50 | 50 | 0.36 | 0.60 | 0.10 | 5.0 |
| CD1A60 | 60 | 0.38 | 0.75 | 0.10 | 12.0 |
| CD1A80 | 80 | 0.38 | 0.75 | 0.10 | 12.0 |
| CD1A100 | 100 | 0.38 | 0.75 | 0.10 | 12.0 |



BACKSIDE IS CATHODE
FIGURE 1

DESIGN DATA

METALLIZATION:

Top: (Anode).....Al
Back: (Cathode).....Au

AL THICKNESS.....25,000 Å Min

GOLD THICKNESS.....4,000 Å Min

CHIP THICKNESS.....10 Mils

TOLERANCES: ALL
Dimensions ± 2 mils



COMPENSATED DEVICES INCORPORATED

22 COREY STREET, MELROSE, MASSACHUSETTS 02176
PHONE (781) 665-1071
WEBSITE: <http://www.cdi-diodes.com>

FAX (781) 665-7379

E-mail: mail@cdi-diodes.com

CD5817 thru CD5819 and CD6759 thru CD6761 and CD1A20 thru CD1A100

TYPICAL REVERSE LEAKAGE CURRENT AT RATED PIV (PULSED)

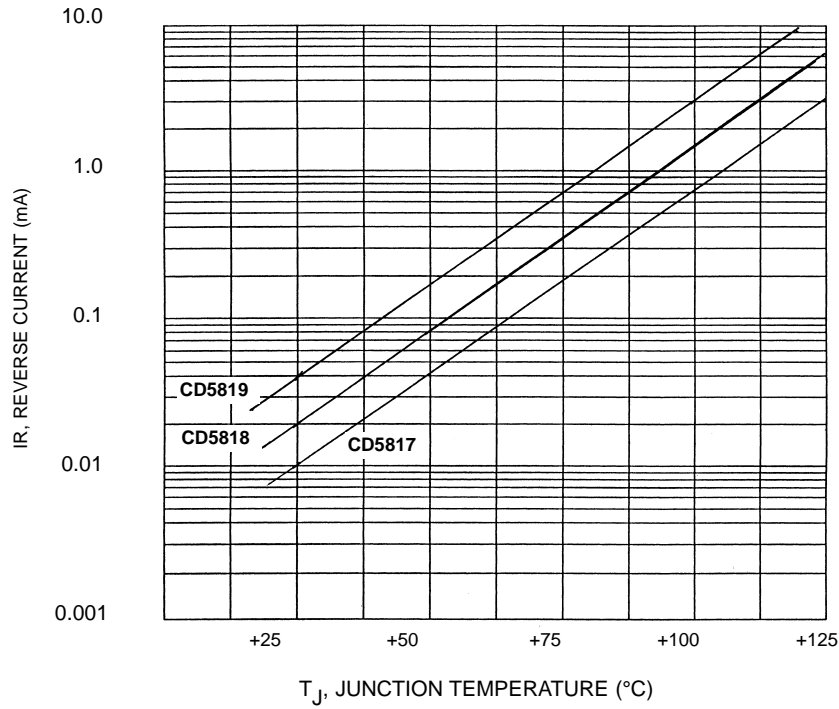


FIGURE 1

TYPICAL FORWARD VOLTAGE

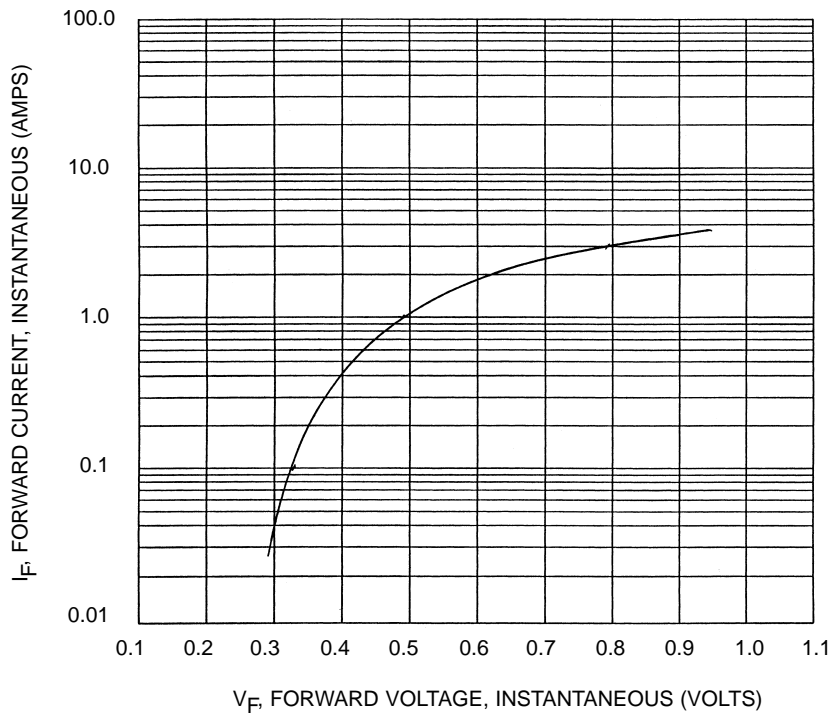


FIGURE 2