


HIGH SPEED SILICON SWITCHING DIODE

CD4531

DO- 35
Glass Axial Package



ABSOLUTE MAXIMUM RATINGS (Ta=25°C unless specified otherwise)

DESCRIPTION	SYMBOL	VALUE	UNIT
Repetitive Peak Reverse Voltage	V_{RRM}	75	V
Continuous Reverse Voltage	V_R	75	V
Average Rectified Forward Current	$I_F (av)$	150	mA
Forward Current (DC)	I_F	200	mA
Repetitive Peak Forward Current	I_{FRM}	450	mA
Non Repetitive Peak Forward Current $t \leq 1 \mu s$ $t \leq 1 s$	I_{FSM}	2000	mA
	I_{FSM}	500	mA
Power Dissipation up to Tamb=25 °C	P_{tot}	500	mW
Operating & Storage Junction Temperature Range	T_j, T_{stg}	- 65 to +200	°C

Thermal Resistance

Junction to Ambient Lead Length 5mm	$R_{th} (j-a)$	350	K/W
Junction to Tie-Point Lead Length 5mm	$R_{th} (j-t)^*$	120	K/W

*Device mounted on a printed circuit-board without metallization pad.

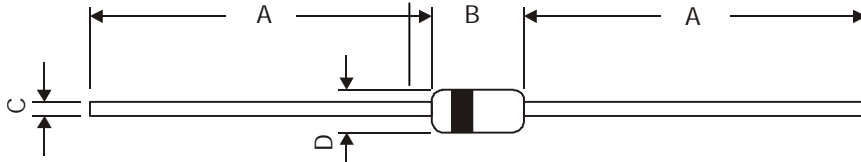
ELECTRICAL CHARACTERISTICS (Ta=25°C unless specified otherwise)

DESCRIPTION	SYMBOL	TEST CONDITION	MIN	MAX	UNIT
Forward Voltage	V_F	$I_F=10mA$		1.0	V
Reverse Current	I_R	$V_R=20V$		25	nA
		$V_R=20V, T_j=150^\circ C$		50	μA
		$V_R=75V$		5.0	μA
Reverse Breakdown Voltage	V_{BR}	$I_R=100\mu A$	75		V

DYNAMIC CHARACTERISTICS

Diode Capacitance	C_d	$V_R=0V, f=1MHz$		4.0	pF
Forward Recovery Voltage	V_{fr}	$I_F=100mA, t_r \leq 30ns$		3.0	V
Reverse Recovery Time	t_{rr}	$I_F=10mA, to I_R=60mA$ $R_L=100 \Omega$ Measured @ $I_R=1mA$		4.0	ns

DO-35 Glass Axial Package

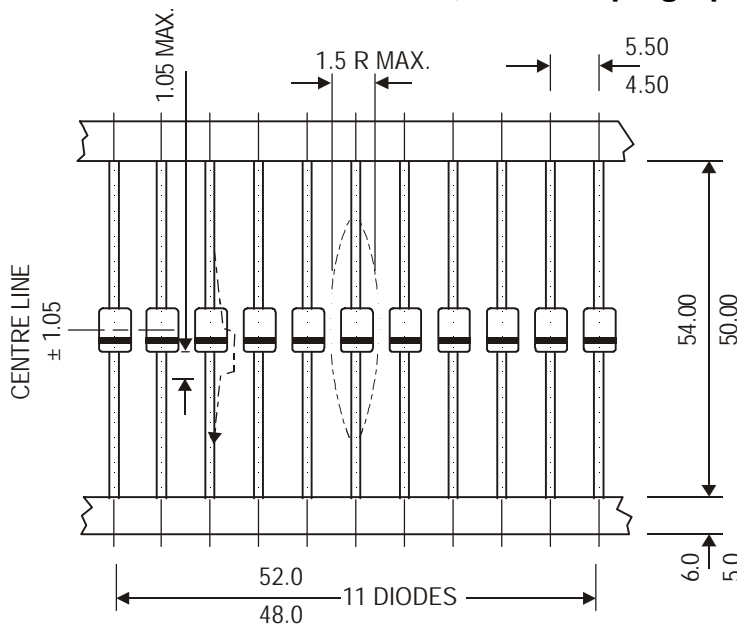


NOTE: Cathode is marked by Band.

DIM	MIN	MAX
A	25.40	—
B	3.05	4.15
C	0.46	0.56
D	1.70	2.29

All dimensions are in mm.

DO-35, 52mm Taping Specification

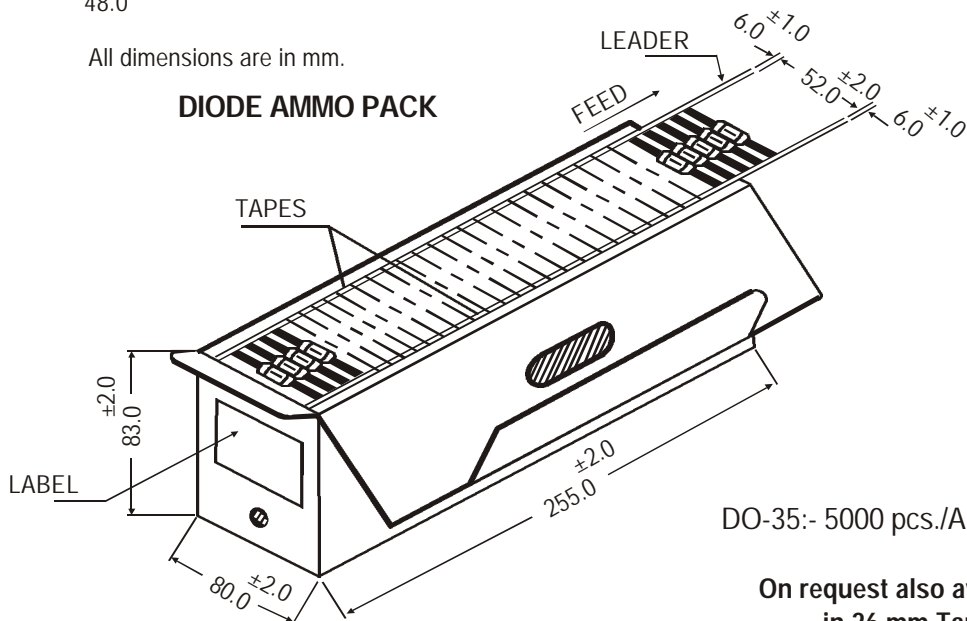


All dimensions are in mm.

52 mm Taping Specification

1. T & A indicates Axial Tape and Ammo Packing (52 mm Tape Spacing).
2. 300 mm (min) leader tape on every tape.
3. No. of empty places allowed 0.25% without consecutive empty places.
4. Ends of leads shall preferably not protrude beyond the tapes.
5. Components shall be held sufficiently in the tape or tapes so that they can not come free in normal handling.

DIODE AMMO PACK



DO-35:- 5000 pcs./Ammo Pack

On request also available
in 26 mm Tape

Packing Detail

PACKAGE	STANDARD PACK		INNER CARTON BOX		OUTER CARTON BOX		
	Details	Net Weight/Qty	Size	Qty	Size	Qty	Gr Wt
DO-35 T&A	5K/ammo box	0.88 kg/5K pcs	10" x 3.2" x 3.2"	5K	12.7" x 12.7" x 20"	125K	25 kgs

Component Disposal Instructions

1. CDIL Semiconductor Devices are RoHS compliant, customers are requested to please dispose as per prevailing Environmental Legislation of their Country.
2. In Europe, please dispose as per EU Directive 2002/96/EC on Waste Electrical and Electronic Equipment (WEEE).

Customer Notes

Disclaimer

The product information and the selection guides facilitate selection of the CDIL's Semiconductor Device(s) best suited for application in your product(s) as per your requirement. It is recommended that you completely review our Data Sheet(s) so as to confirm that the Device(s) meet functionality parameters for your application. The information furnished in the Data Sheet and on the CDIL Web Site/CD are believed to be accurate and reliable. CDIL however, does not assume responsibility for inaccuracies or incomplete information. Furthermore, CDIL does not assume liability whatsoever, arising out of the application or use of any CDIL product; neither does it convey any license under its patent rights nor rights of others. These products are not designed for use in life saving/support appliances or systems. CDIL customers selling these products (either as individual Discrete Semiconductor Devices or incorporated in their end products), in any life saving/support appliances or systems or applications do so at their own risk and CDIL will not be responsible for any damages resulting from such sale(s).

CDIL strives for continuous improvement and reserves the right to change the specifications of its products without prior notice.



CDIL is a registered Trademark of
Continental Device India Limited

C-120 Naraina Industrial Area, New Delhi 110 028, India.

Telephone + 91-11-2579 6150, 4141 1112 Fax + 91-11-2579 5290, 4141 1119

email@cdil.com www.cdilsemi.com