

CDBD2020-HF Thru. CDBD20200-HF

Reverse Voltage: 20 to 200 Volts

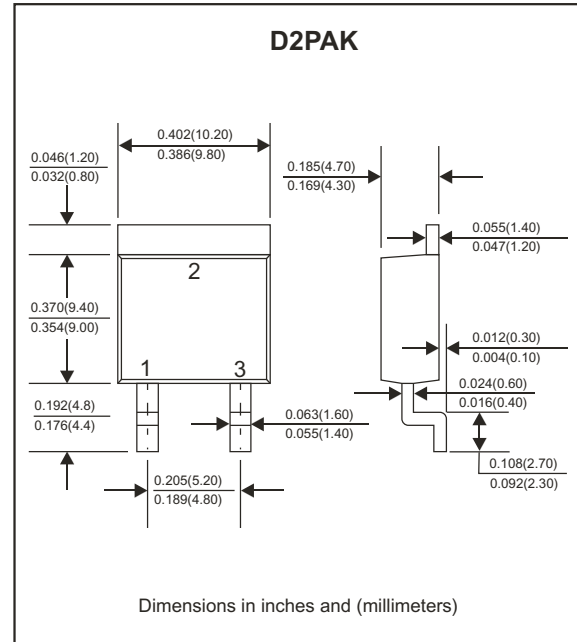
Forward Current: 20.0 Amp

RoHS Device

Halogen Free

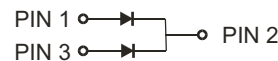
Features

- Batch process design, excellent power dissipation offers better reverse leakage current and thermal resistance.
- Low profile surface mounted application in order to optimize board space.
- Low power loss, high efficiency.
- High current capability, low forward voltage drop.
- High surge capability.
- Guardring for overvoltage protection.
- Ultra high-speed switching.
- Silicon epitaxial planar chip, metal silicon junction.
- Lead-free parts meet environmental standards of MIL-STD-19500 /228



Mechanical data

- Case: TO-263/D2PAK, molded plastic.
- Terminals: solderable per MIL-STD-750, method 2026.
- Polarity: Indicated by cathode band.
- Weunting Position: Any
- Weight:1.46 gram(approx.).



Maximum Ratings (At Ta=25°C, unless otherwise noted)

Parameter	Symbol	CDBD	CDBD	CDBD	CDBD	CDBD	CDBD	CDBD	CDBD	CDBD	CDBD	Unit	
		2020-HF	2030-HF	2040-HF	2045-HF	2050-HF	2060-HF	2080-HF	20100-HF	20150-HF	20200-HF		
Repetitive peak reverse voltage	V_{RRM}	20	30	40	45	50	60	80	100	150	200	V	
Continuous reverse voltage	V_R	20	30	40	45	50	60	80	100	150	200	V	
RMS voltage	V_{RMS}	14	21	28	31.5	35	42	56	70	105	140	V	
Maximum Forward rectified current (See fig. 1)	I_o	20.0										A	
Maximum forward voltage $I_F=10.0A$	V_F	0.55				0.75		0.85		1.00		V	
Maxium Forward surge current, 8.3ms singlehalf sine-wave superimposed on rate load (JEDEC method)	I_{FSM}	150										A	
MaximumReverse current	$V_R=V_{RRM}$ $T_A=25^\circ C$	I_R										0.5	mA
	$V_R=V_{RRM}$ $T_A=100^\circ C$	I_R										50	mA
Typ. Thermal resistance	Junction to Case	$R_{\theta Jc}$										2.0	$^\circ C/W$
Operating temperature	T_J	-55 to +125					-55 to +150					$^\circ C$	
Storage temperature	T_{STG}	-65 to +175										$^\circ C$	

RATING AND CHARACTERISTIC CURVES (CDBD2020-HF Thru. CDBD20200-HF)

FIG.1-TYPICAL FORWARD CURRENT DERATING CURVE

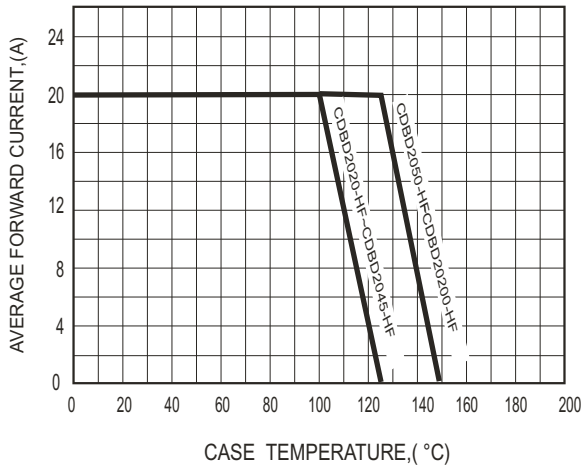


FIG.2-TYPICAL FORWARD CHARACTERISTICS

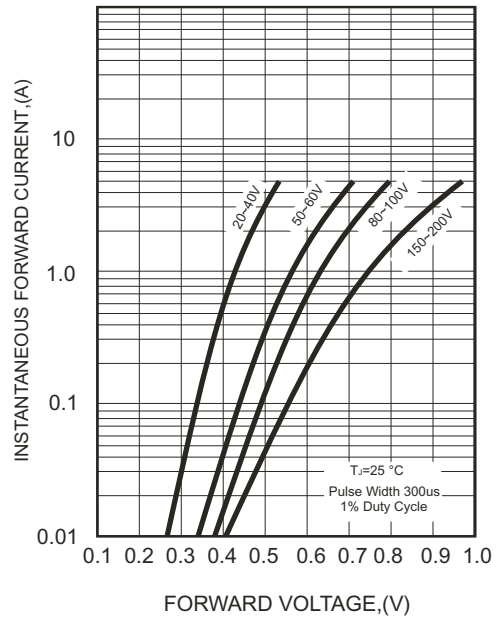


FIG.3-MAXIMUM NON-REPETITIVE FORWARD SURGE CURRENT

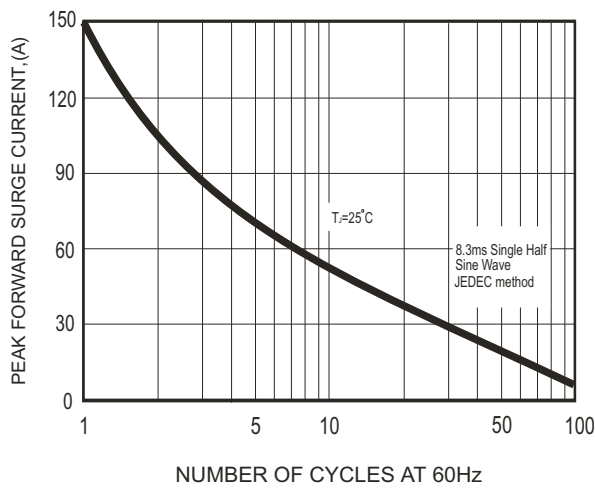
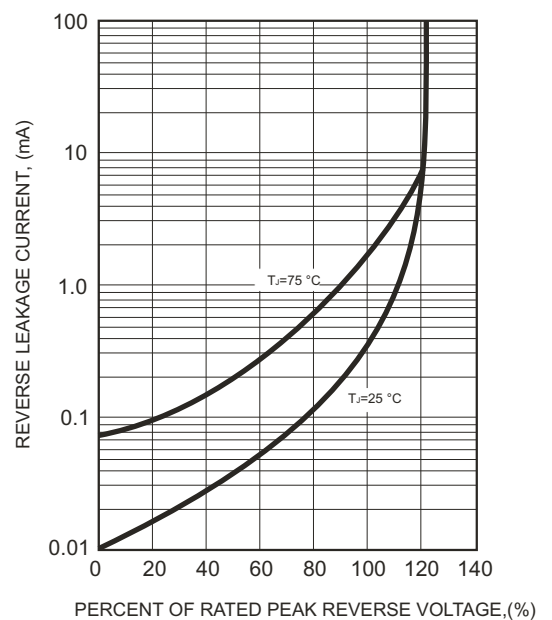
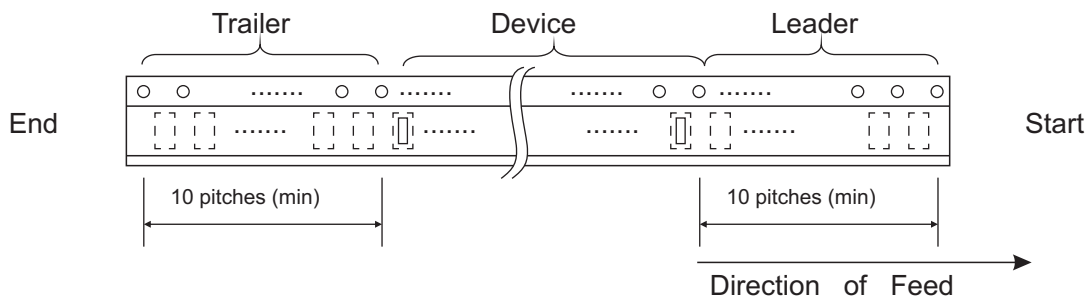
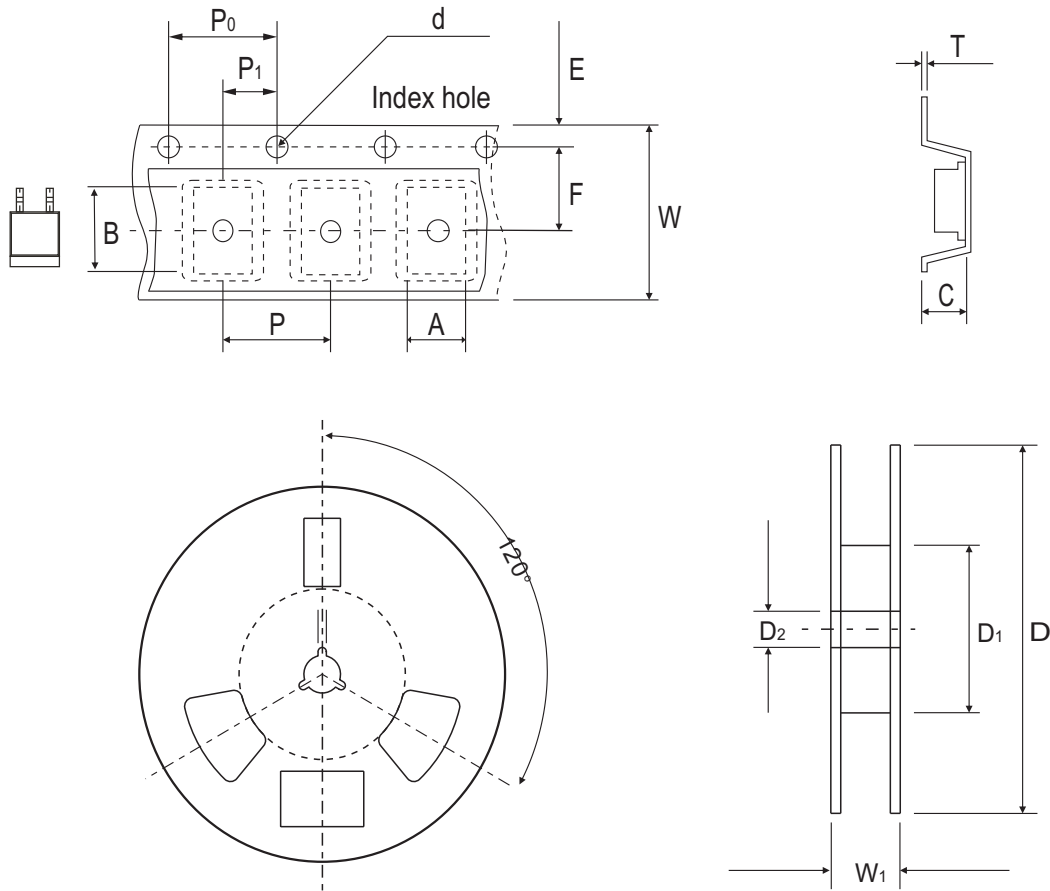


FIG.4 - TYPICAL REVERSE CHARACTERISTICS



Reel Taping Specification

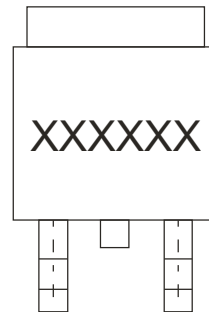


TO-263/D2PAK	SYMBOL	A	B	C	d	D	D1	D2
	(mm)	10.70 ± 0.10	16.30 ± 0.10	5.10 ± 0.10	1.50 ± 0.10	330.00 ± 2.00	50.0 MIN.	13.0 ± 0.50
	(inch)	0.421 ± 0.004	0.642 ± 0.004	0.201 ± 0.004	0.059 ± 0.004	13.00 ± 0.079	1.969 MIN.	0.512 ± 0.020

TO-263/D2PAK	SYMBOL	E	F	P	P0	P1	T	W	W1
	(mm)	1.75 ± 0.10	11.50 ± 0.10	16.00 ± 0.10	4.00 ± 0.10	2.00 ± 0.10	0.23 ± 0.10	24.00 ± 0.30	30.00 ± 1.0
	(inch)	0.069 ± 0.004	0.453 ± 0.004	0.630 ± 0.004	0.157 ± 0.004	0.079 ± 0.004	0.009 ± 0.004	0.945 ± 0.012	1.181 ± 0.039

Marking Code

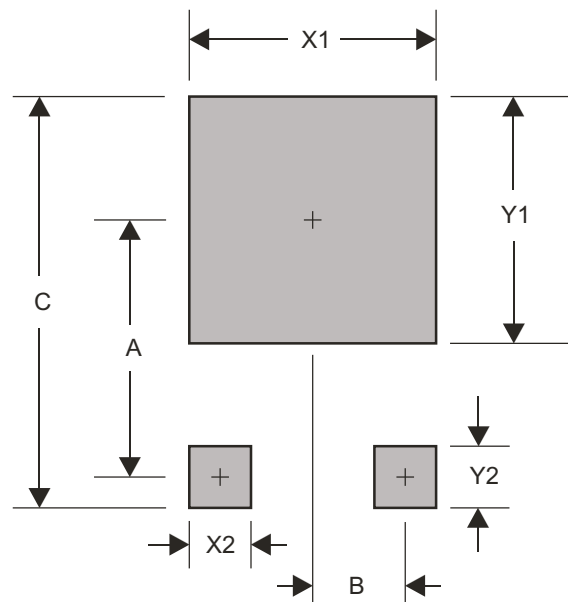
Part Number	Marking Code
CDBD2020-HF	SK2020
CDBD2030-HF	SK2030
CDBD2040-HF	SK2040
CDBD2045-HF	SK2045
CDBD2050-HF	SK2050
CDBD2060-HF	SK2060
CDBD2080-HF	SK2080
CDBD20100-HF	SK20100
CDBD20150-HF	SK20150
CDBD20200-HF	SK20200



XXXXXX / XXXXXXXX = Product type marking code

Suggested PAD Layout

SIZE	TO-263 / D2PAK	
	(mm)	(inch)
A	9.50	0.374
B	2.50	0.098
C	16.90	0.665
X1	10.80	0.425
X2	1.10	0.043
Y1	11.40	0.449
Y2	3.50	0.138



Standard Packaging

Case Type	Qty per Reel	Reel Size
	(Pcs)	(inch)
TO-263 / D2PAK	800	13