

Features

- Lead free as standard
- RoHS compliant*
- Low capacitance - 2 pF
- ESD protection >15 kV

Applications

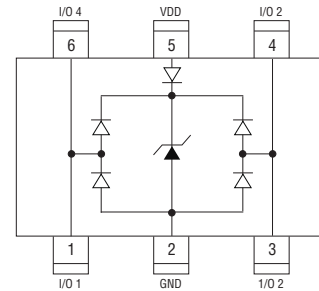
- Personal Digital Assistants (PDAs)
- Mobile phones and accessories
- Portable electronics
- ADSL / VDSL cards

CDSOT236-0502 - Surface Mount TVS Diode Array

General Information

The CDSOT236-0502 device provides ESD and EFT protection for high speed data ports meeting IEC 61000-4-2 (ESD) and IEC 61000-4-4 (EFT) requirements. The Transient Voltage Suppressor array offers a Working Peak Reverse Voltage of 5 V and Minimum Breakdown Voltage of 6 V.

The SOT23-6 packaged device will mount directly onto the industry standard SOT23-6 footprint. Bourns® Chip Diodes are easy to handle with standard pick and place equipment and the flat configuration minimizes roll away.



Electrical & Thermal Characteristics (@ T_A = 25 °C Unless Otherwise Noted)

Parameter	Symbol	Test Condition	Min.	Typ.	Max.	Unit
Peak Pulse Current	I _{PPM}	(t _p = 8/20 μs)		7	A	
Storage Temperature	T _{STG}		-55	+25	+150	°C
Operating Temperature	T _{OPR}		-40	+25	+125	°C
Working Peak Voltage	V _{WM}				5	V
Breakdown Voltage	V _{BR}	@ 1 mA, Pin 5 to Pin 2	6		9	V
Leakage Current @ V _{WM}	I _L	V _{pin5} = 5 V, V _{pin2} = 0 V, Pin 5 to Pin 2			5	μA
Channel Leakage Current @ V _{WM}	I _{CH}	V _{pin5} = 5V, V _{pin2} = 0 V Any I/O to Pin 2			1	μA
Forward Voltage	V _F	@ I _f = 15 mA		0.8	1	V
Clamping Voltage	V _{clamp}	I _{PP} = 5 A, t _p = 8/20 μs		7.5		V
Channel Input Capacitance	C _{IN-1}	V _{pin5} = 5V, V _{pin2} = 0 V, V _{IN} = 2.5 V, f = 1 MHz		2	2.5	pF
Channel Input Capacitance	C _{IN-2}	V _{pin5} = floated, V _{pin2} = 0 V, V _{IN} = 2.5 V, f = 1 MHz		2.8	3.6	pF
Channel to Channel Input Capacitance	C _{CROSS-1}	V _{pin5} = 5V, V _{pin2} = 0 V, V _{IN} = 2.5 V, f = 1 MHz		0.5	0.60	pF
Channel to Channel Input Capacitance	C _{CROSS-2}	V _{pin5} = floated, V _{pin2} = 0 V, V _{IN} = 2.5 V, f = 1 MHz		0.7	0.85	pF

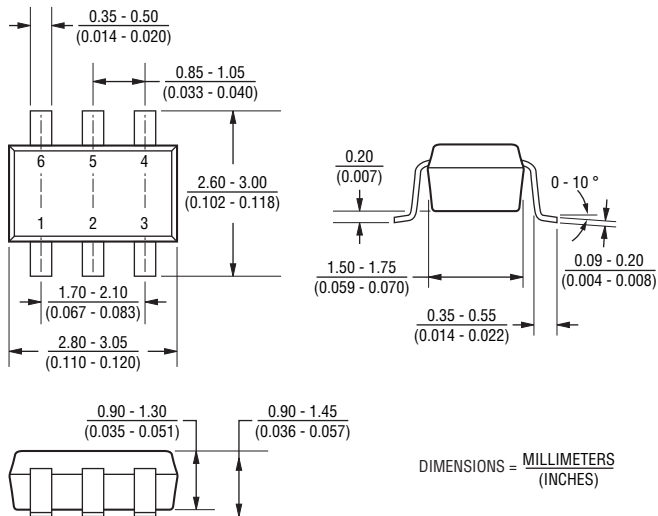
*RoHS Directive 2002/95/EC Jan. 27, 2003 including annex and RoHS Recast 2011/65/EU June 8, 2011. Specifications are subject to change without notice. Customers should verify actual device performance in their specific applications.

CDSOT236-0502 - Surface Mount TVS Diode Array

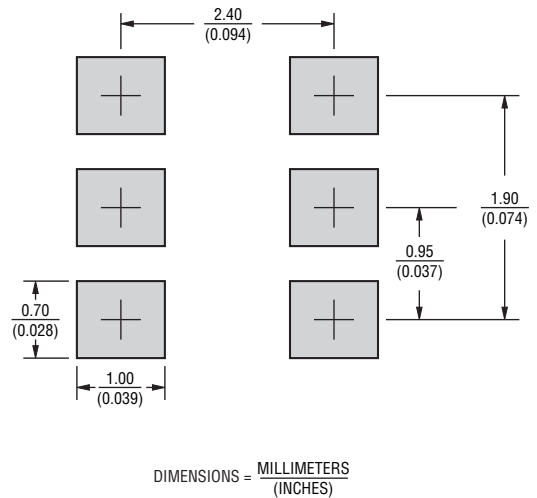


Product Dimensions

This is a molded SOT236 package with lead free 100 % Matte Sn on the lead frame. It weighs approximately 15 mg and has a flammability rating of UL 94V-0.



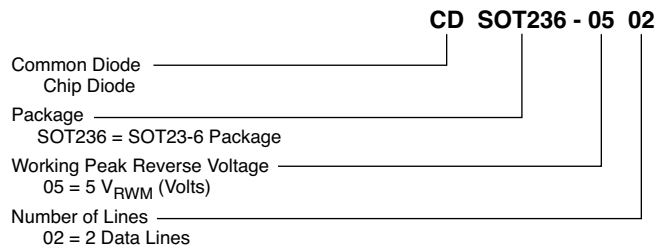
Recommended Footprint



Typical Part Marking

CDSOT236-0502.....502

How to Order

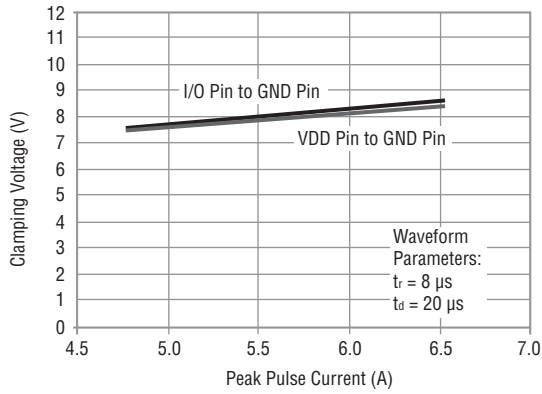


CDSOT236-0502 - Surface Mount TVS Diode Array

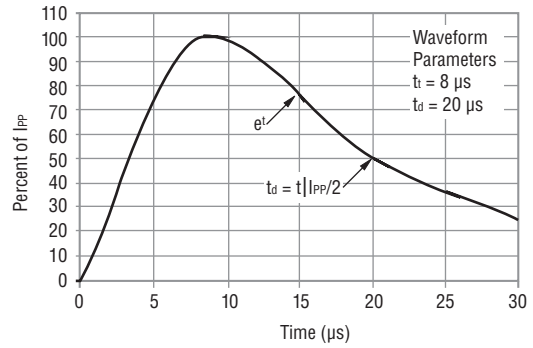
BOURNS®

Rating & Characteristic Curves

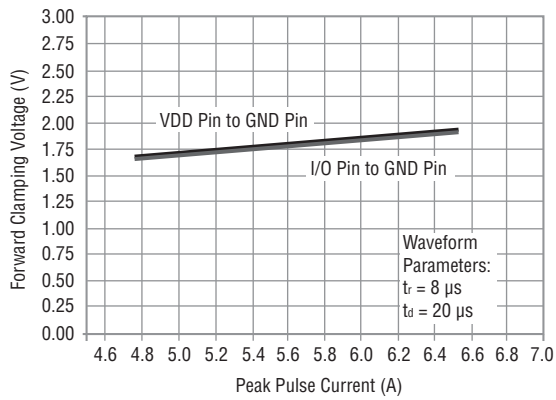
Clamping Voltage vs. Peak Pulse Current



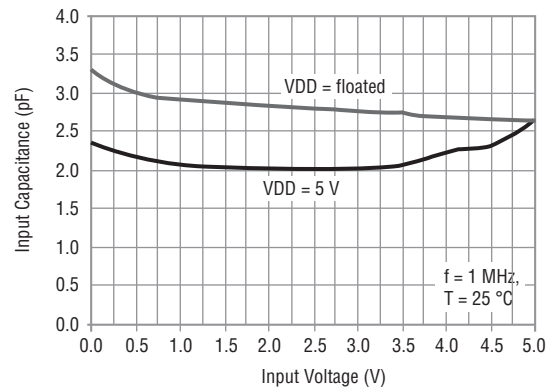
Pulse Waveform



Forward Clamping Voltage vs. Peak Pulse Current



Typical Variation of C_{IN} vs. V_{IN}

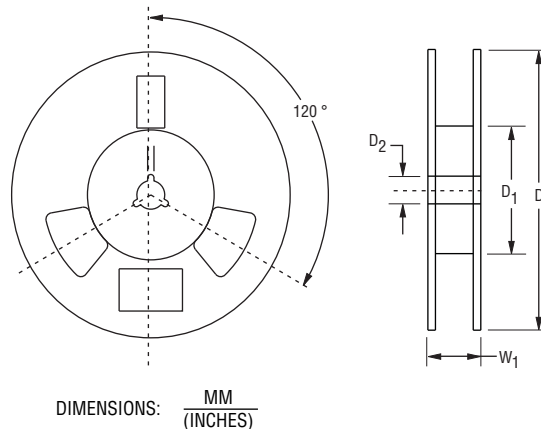
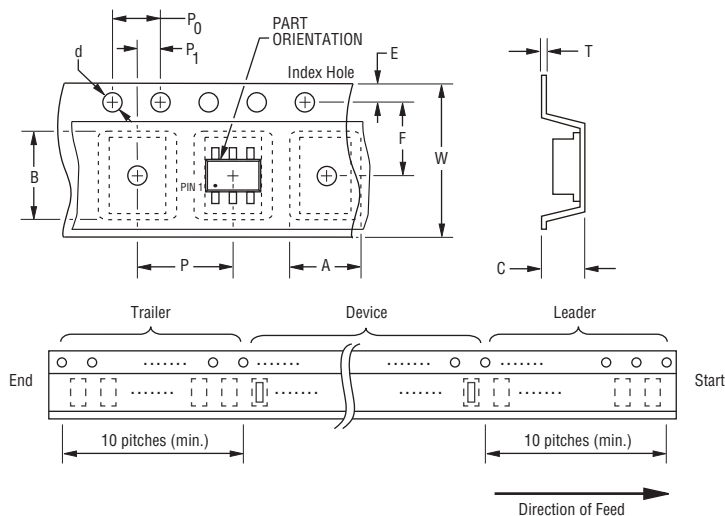


CDSOT236-0502 - Surface Mount TVS Diode Array

BOURNS®

Packaging Information

The product is packaged in tape and reel format per EIA-481 standard.



Item	Symbol	SOT23-6
Carrier Width	A	$\frac{3.90 \pm 0.10}{(0.154 \pm 0.004)}$
Carrier Length	B	$\frac{3.90 \pm 0.10}{(0.154 \pm 0.004)}$
Carrier Depth	C	$\frac{0.90 \pm 0.10}{(0.035 \pm 0.004)}$
Sprocket Hole	d	$\frac{1.55 \pm 0.05}{(0.061 \pm 0.002)}$
Reel Outside Diameter	D	$\frac{178}{(7.008)}$
Reel Inner Diameter	D ₁	$\frac{50.0}{(1.969)}$ MIN.
Feed Hole Diameter	D ₂	$\frac{13.0 \pm 0.20}{(0.512 \pm 0.008)}$
Sprocket Hole Position	E	$\frac{1.75 \pm 0.10}{(0.069 \pm 0.004)}$
Punch Hole Position	F	$\frac{3.50 \pm 0.05}{(0.138 \pm 0.002)}$
Punch Hole Pitch	P	$\frac{4.00 \pm 0.10}{(0.157 \pm 0.004)}$
Sprocket Hole Pitch	P ₀	$\frac{4.00 \pm 0.10}{(0.157 \pm 0.004)}$
Embossment Center	P ₁	$\frac{2.00 \pm 0.05}{(0.079 \pm 0.002)}$
Overall Tape Thickness	T	$\frac{0.20 \pm 0.10}{(0.008 \pm 0.004)}$
Tape Width	W	$\frac{8.00 \pm 0.20}{(0.315 \pm 0.008)}$
Reel Width	W ₁	$\frac{14.4}{(0.567)}$ MAX.
Quantity per Reel	--	3000

BOURNS®

Asia-Pacific:

Tel: +886-2 2562-4117

Fax: +886-2 2562-4116

Europe:

Tel: +41-41 768 5555

Fax: +41-41 768 5510

The Americas:

Tel: +1-951 781-5500

Fax: +1-951 781-5700

www.bourns.com

REV. 12/12

Specifications are subject to change without notice.
Customers should verify actual device performance in their specific applications.