

HIGH EFFICIENCY - LOW VOLUME - HIGH POWER - LOW WEIGHT

Our design department is available to assist in the design and manufacture of COLD FIN® high performance heat sinks to meet your specific requirements.

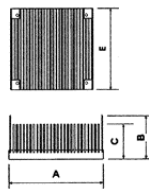


Fig 1

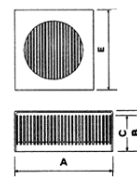


Fig 2

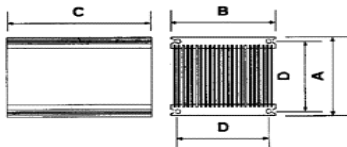


Fig 3

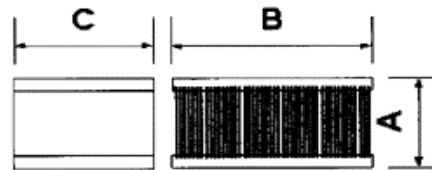


Fig 4

Catalog Number	fig.	dim'n A	dim'n B	dim'n C	dim'n D	dim'n E	Weight (Kg)	Thermal Resistance
CF1-0816-0375-0816A	1	81.6	40.75	37.5	71.5	81.6	0.4	0.20° C/Watt *
CF1-1250-0470-1250A	1	125.0	51.5	47.0	113.5	125.0	1.1	0.07° C/Watt **
CF1-1500-1250-2000A	2	153.0	130.0	125.0	-	200.0	4.7	0.05° C/Watt †
CF1-2500-1250-2500A	2	253.0	130.0	125.0	-	250.0	9.44	0.03° C/Watt ††
CF2-0816-0805-1000A	3	80.5	81.6	100.0	71.5	-	1.01	0.15° C/Watt *
CF2-0816-0805-1500A	3	80.5	81.6	150.0	71.5	-	1.52	0.13° C/Watt *
CF2-2500-1200-1250A	4	120.0	250.0	125.0	-	-	5.0	0.05° C/Watt ‡

Notes:

- 1) Base plates are nominal 12 mm thick.
- 2) If heat sinks shown in fig.2 are required without the fan cowling then the overall width should be reduced by 3 mm.

Test results were obtained using the fans listed below:



**FORCE COOLED
COLD FIN® SERIES
Forced Air Heat Sinks**

- * 80mm square Papst fan type 8314H
- ** Comair Rotron 125mm square Galaxy fan type GL124B
- † Comair Rotron Maltese fan type MT24B3
- †† Comair Rotron Caravel fan type CL3L2
- ‡ Two 120mm square Papst fans Type 4650N

Self adhesive foam gaskets are available as an alternative to screw fixing for attaching 80mm square fans to the heatsinks.