


# CFM20

S E R I E S

## 20 WATT OPEN FRAME AC-DC MODULES



### Features

- Universal Input Range 85-264VAC
- Efficiency to 83%
- Industry Standard Pin Out
- Meets EN55022 Class B
- Continuous Short Circuit Protection
- PCB Mountable Type is available

MODEL	OUTPUT VOLTAGE	MAX. LOAD	MIN. LOAD	RIPPLE & NOISE	VOLTAGE ACCURACY	LINE REGULATION	LOAD REGULATION	%EFF
CFM2001S	5 V	4400mA	0A	1%	± 1%	± 0.5%	± 1%	75% Typ.
CFM2002S	12 V	1800mA	0A	1%	± 1%	± 0.5%	± 1%	81% Typ.
CFM2003S	15 V	1400mA	0A	1%	± 1%	± 0.5%	± 1%	83% Typ.
CFM2005S	24 V	920mA	0A	1%	± 1%	± 0.5%	± 1%	83% Typ.
CFM2007S	3.3 V	4400mA	0A	50mV	± 1%	± 0.5%	± 1%	68% Typ.
CFM2009S	9 V	2450mA	0A	1%	± 1%	± 0.5%	± 1%	79% Typ.

### Specifications

#### INPUT SPECIFICATIONS:

Voltage .....85 ~ 264Vac  
 Frequency .....47 to 63Hz  
 Inrush Current.....40A max. @230Vac  
 Conducted EMI.....CISPR/FCC Class B  
 Isolation .....Input to output =4,242VDC  
 Leakage Current.....3.5mA max

#### OUTPUT SPECIFICATIONS:

Holdup Time .....16mS typ. @115Vac  
 Short Circuit Protection .....Continuous  
 Temperature Coefficient .....±0.05% / °C

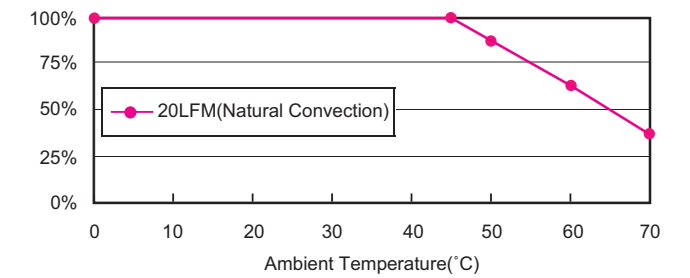
#### ENVIRONMENTAL CHARACTERISTICS:

Operating Temperature .....0 ~ 40°C  
 Storage Temperature .....-20 ~ 85°C  
 Cooling.....Natural Convection

#### MECHANICAL CHARACTERISTICS:

Dimensions .....88.92 x 50.80 x 23.00mm(3.501 x 2.000 x 0.906Inches)  
 (CFM200XS-P)88.92 x 50.80 x 25.40mm(3.501 x 2.000 x 1.000Inches)  
 Weight .....100g (0.22Pounds)

### CFM20 Series Derating Curve

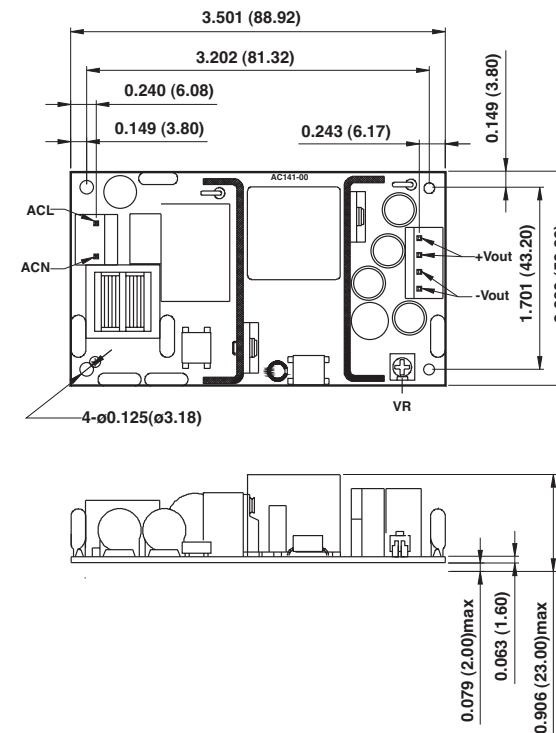


#### NOTE:

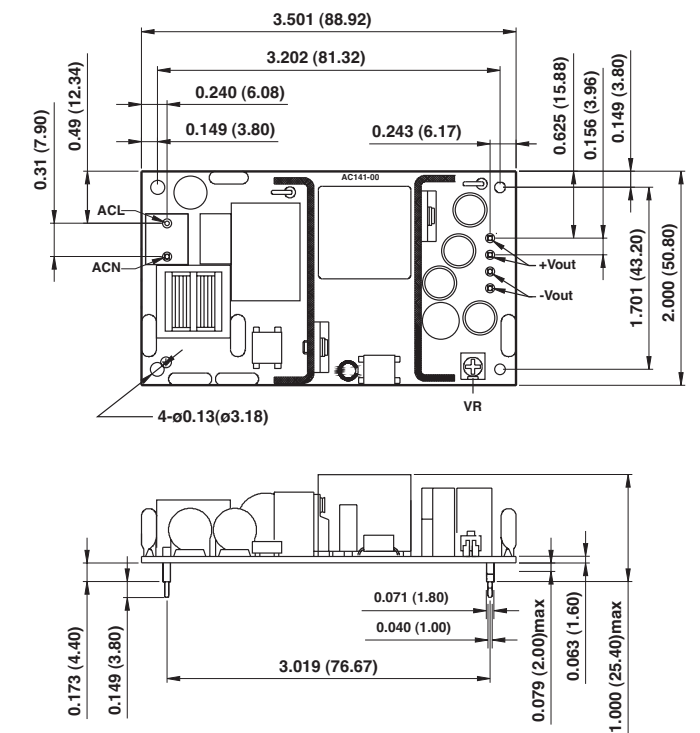
1. Add a 0.1µF ceramic capacitor and a 10µF E.L. capacitor to output for Ripple & Noise Measuring @ 20MHz BW.
2. Line Regulation is Measured from High Line to Low Line with Full Load.
3. Load Regulation is Measured from Full to 10% Load.
4. Input Connector Mates with Molex Housing 09-50-3031 and Molex 2878 Series Crimp Terminal.
5. Output Connector Mates with Molex Housing 09-50-3041 and Molex 2878 Series Crimp Terminal.
6. Model "CFM200XS-P": Connectors with PCB Mountable Type.

### CFM20 Series

All Dimensions In Inches(mm)  
 Tolerance Inches: x.xxx= ±0.02  
 Millimeters: x.xx= ±0.5



### CFM20XS-P Series



Typical at 25°C, nominal line and 75% load, unless otherwise Specified