


CL-196 Series

Mono-Color Upward-Lighting Type **CL-196 Series**



1.6(L)×0.8(W)×0.6(H)mm

● CL-190の厚み(0.8mm)をさらに薄くした小型チップLEDです。

● Compact chip LED even thinner than CL-190 (0.8mm thick).

発光色のラインアップにつきましては、発注時にお問い合わせの上、ご確認ください。

Please contact us at the time of order for the lineup of luminescent colors.

●絶対最大定格 Absolute Maximum Rating

(Ta 25°C)

Product code	Pd (mW)	If (mA)	IFP (mA)	VR (V)	Top (°C)	Tst (°C)
CL-196 (UR,HRを除く Except UR and HR)	50	20	100*1	5	-25~+80	-30~+85
CL-196UR/HR	78	30				

*1 IFPの条件はduty 1/10、パルス巾30msecです。

*1 Conditions for IFP are pulse of 1/10 duty and 30msec width.

●電気的光学的特性 Electro-optical Characteristics

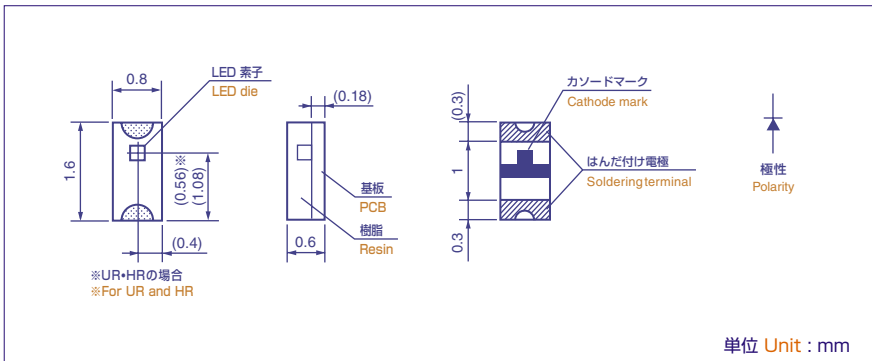
(Ta 25°C)

Product code	Color variation	VF			λd typ (nm)	Δλ typ (nm)	Iv*		
		If (mA)	typ (V)	max (V)			If (mA)	min (mcd)	typ (mcd)
CL-196R	Red	20	2.2	2.6	645	100	20	0.5	1.3
CL-196D	Orange	20	2.2	2.6	600	40	20	2.4	7.1
CL-196Y	Yellow	20	2.1	2.6	589	40	20	2.6	6.4
CL-196YG	Yellow green	20	2.2	2.6	575	30	20	5	18
CL-196G	Green	20	2.2	2.6	570	26	20	2.5	10
CL-196FG	Fresh green	20	2.2	2.6	566	26	20	2.2	6.5
CL-196PG	Pure green	20	2.2	2.6	559	24	20	1	3
CL-196SR	Super brightness red	20	2	2.6	640	40	20	1.5	4.3
CL-196SD	Super brightness orange	20	2	2.6	620	40	20	2	6.2
CL-196UR	Ultra brightness red	20	1.8	2.6	650	20	20	3.5	13
CL-196HR	High brightness red	20	1.8	2.6	640	20	20	5	23

※NIST規格に準拠

※Per NIST standards

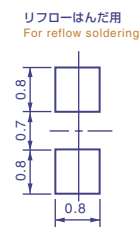
●外形寸法図 Outline drawing



単位 Unit : mm

推奨はんだ付けパターン

The following soldering patterns are recommended for reflow-soldering:



■ 諸特性 Characteristics

