

Features

- Frequency Range 1 – 1000 MHz
- Nominal Coupling 16 dB
- Low Cost
- Industry Standard SMT package
- Available in Tape-and -Reel
- 75 Ohms Characteristic Impedance

SURFACE MOUNT COUPLER



Description

The CPA-1001-716 coupler is designed for applications that require small, low cost, and highly reliable surface mount components. Applications may be found in broadband, wireless and other communications systems. S-Parameters are available on request.

Specifications

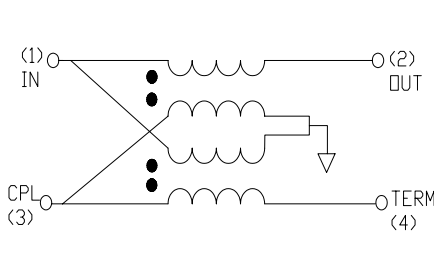
| Parameter | Minimum | Typ | Maximum |
|-----------------------|---------|-----|---------|
| Frequency Range (MHz) | 1 | | 1000 |
| Coupling (dB) | 15.4 | 16 | 16.6 |
| Mainline Loss (dB) | | 0.8 | 1.2 |
| Directivity (dB) | 20 | 30 | |
| Return Loss (dB) | | 20 | 14 |

Absolute Maximum Ratings

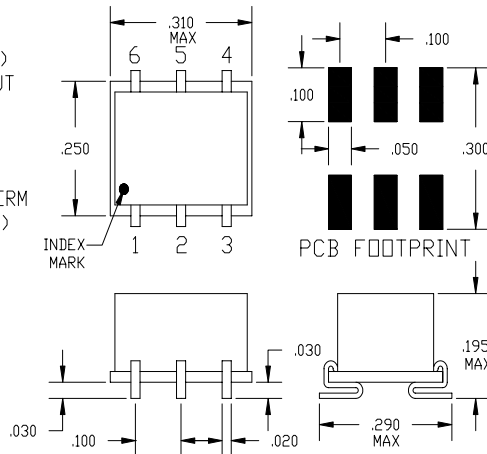
| Parameter | Maximum |
|-----------------------|----------------|
| RF Power | +33 dBm |
| Operating Temperature | -55 to +100 °C |
| Storage Temperature | -55 to +100 °C |
| Re-flow Temperature | + 240 °C |

Note: Typical values represent Mid-band performance @ 25°C.

Schematic



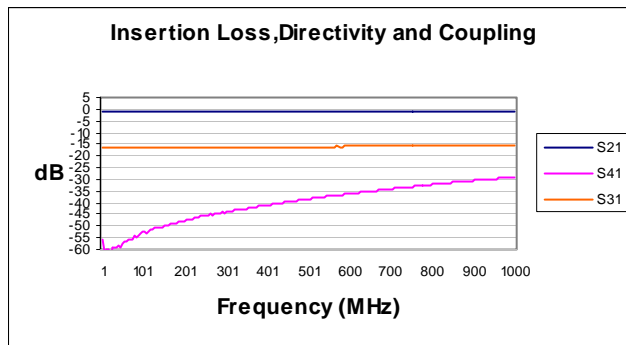
Package – S06



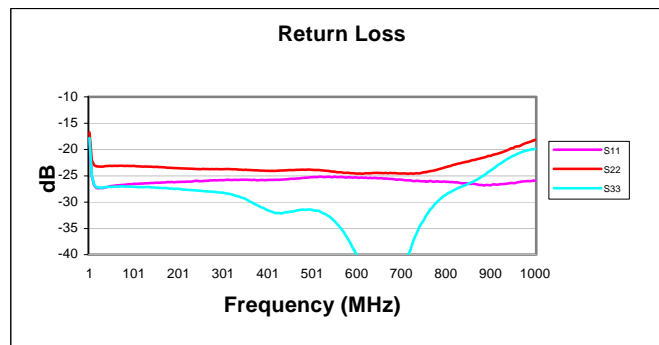
Pin Functions

| Function | Pin |
|-------------|-----|
| Input | 1 |
| Coupled | 3 |
| Output | 6 |
| Ground | 2,5 |
| Termination | 4 |

Typical Test Data – Insertion Loss, Coupling, Directivity



Typical Test Data – Return Loss



Specifications and information on this data sheet are subject to change without notice..