



# CPH6021 — PNP Epitaxial Planar Silicon Transistor

## High-Frequency Low-Noise Amplifier

### Features

- Low-noise use : NF=1.2dB typ (f=1GHz)
- High cut-off frequency :  $f_T=10\text{GHz}$  typ ( $V_{CE}=5\text{V}$ )
- High gain :  $|S_{21e}|^2=14\text{dB}$  typ (f=1GHz)
- Halogen free compliance

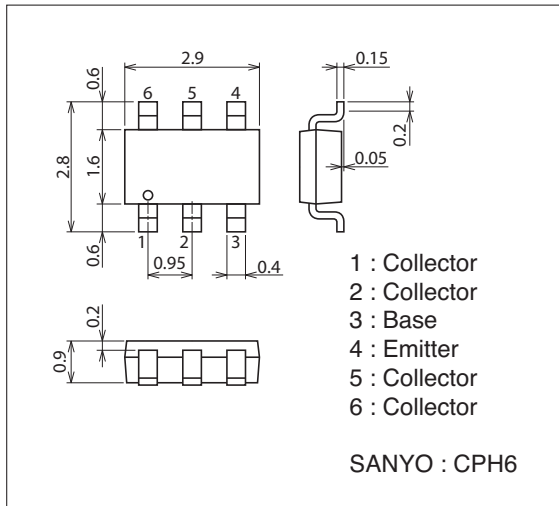
### Specifications

Absolute Maximum Ratings at  $T_a=25^\circ\text{C}$

Parameter	Symbol	Conditions	Ratings	Unit
Collector-to-Base Voltage	$V_{CBO}$		20	V
Collector-to-Emitter Voltage	$V_{CEO}$		12	V
Emitter-to-Base Voltage	$V_{EBO}$		2	V
Collector Current	$I_C$		100	mA
Collector Dissipation	$P_C$	When mounted on ceramic substrate (250mm <sup>2</sup> ×0.8mm)	700	mW
Junction Temperature	$T_j$		150	°C
Storage Temperature	$T_{stg}$		-55 to +150	°C

### Package Dimensions

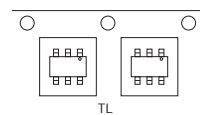
unit : mm (typ)  
7018A-002



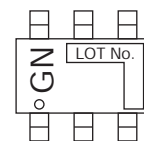
### Product & Package Information

- Package : CPH6
- JEITA, JEDEC : SC-74, SOT-457
- Minimum Packing Quantity : 3,000 pcs./reel

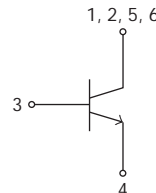
### Packing Type: TL



### Marking



### Electrical Connection

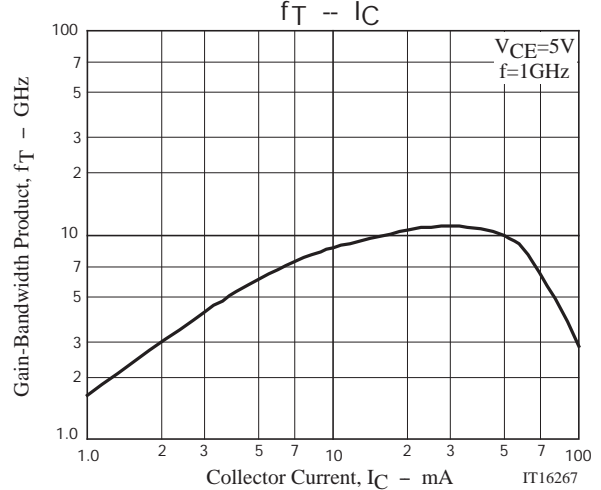
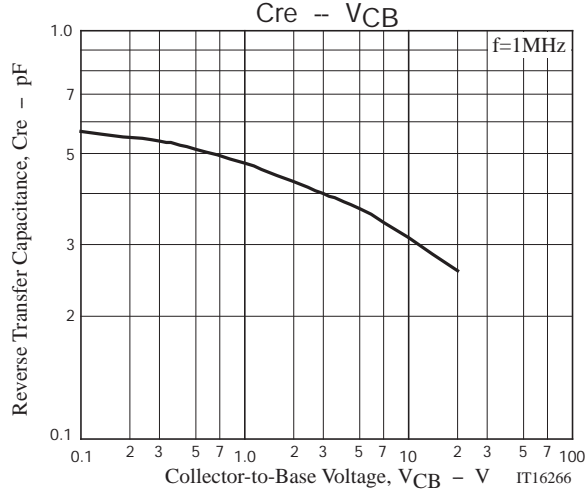
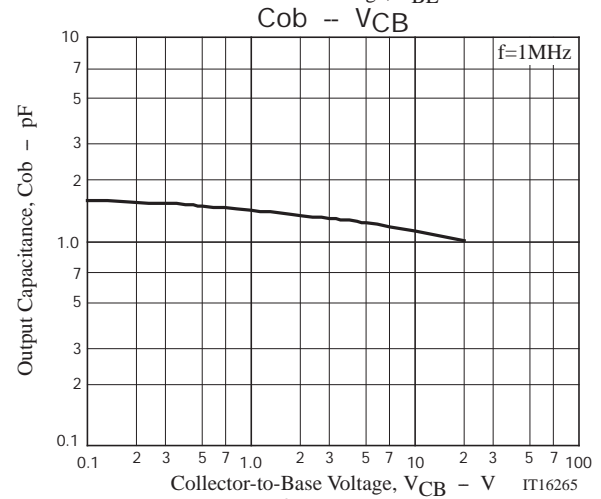
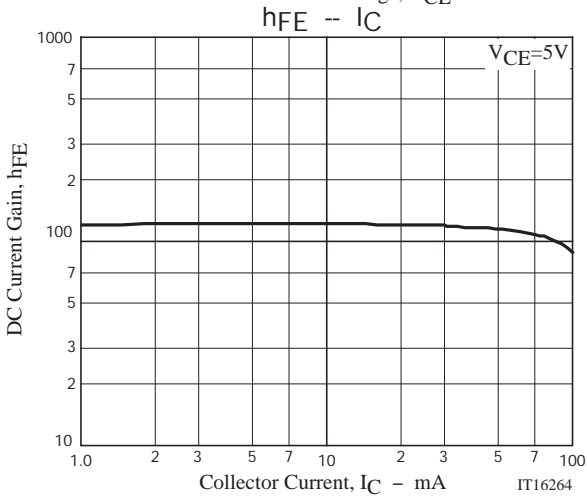
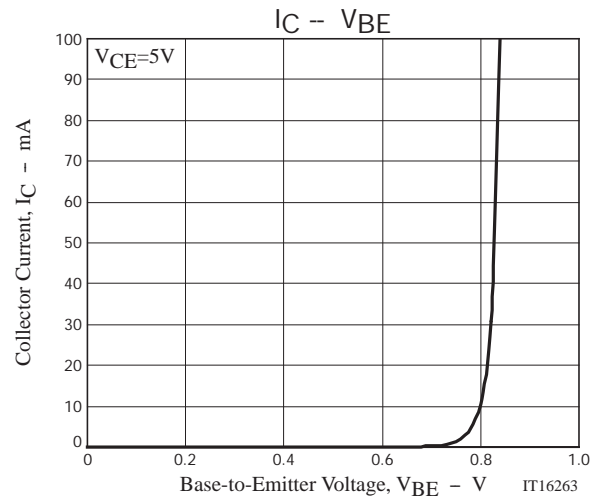
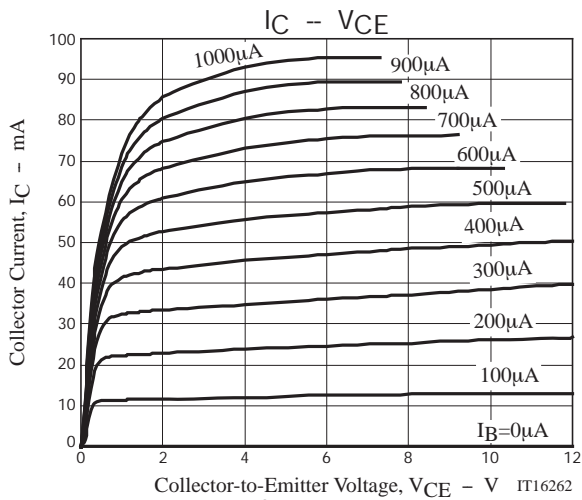


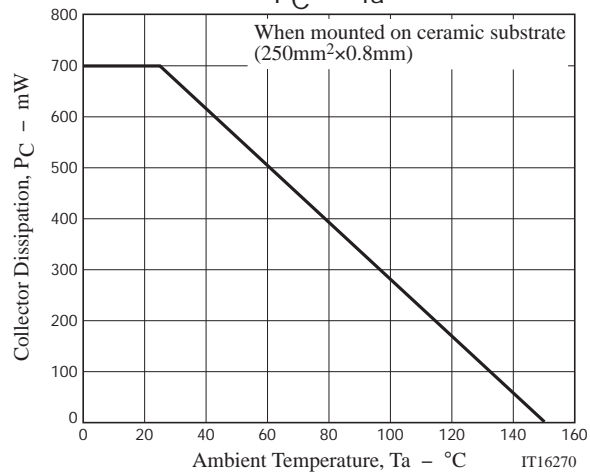
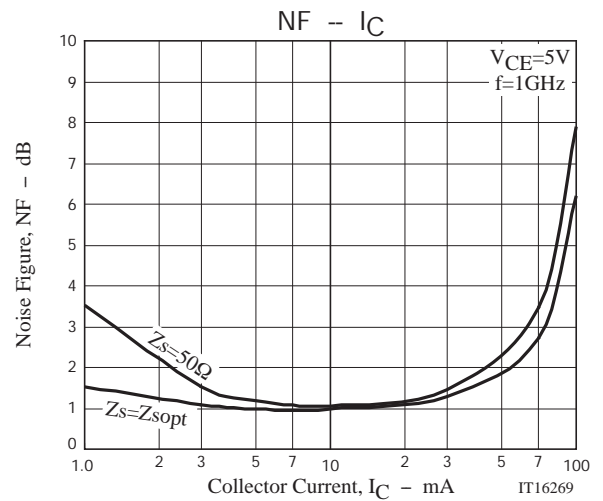
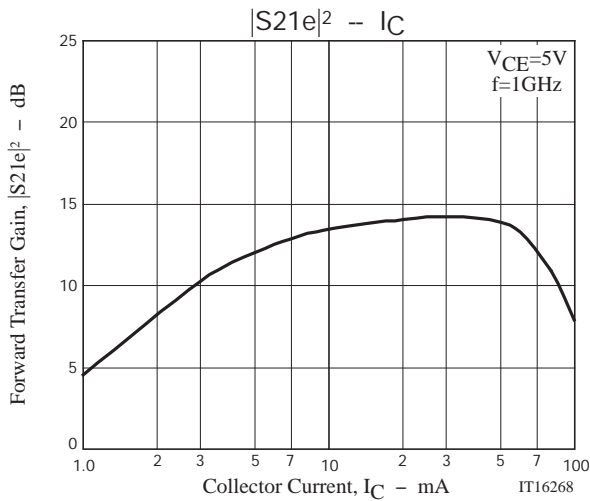
# CPH6021

## Electrical Characteristics at Ta=25°C

Parameter	Symbol	Conditions	Ratings			Unit
			min	typ	max	
Collector Cutoff Current	ICBO	V <sub>CB</sub> =5V, I <sub>E</sub> =0A			1.0	μA
Emitter Cutoff Current	IEBO	V <sub>EB</sub> =1V, I <sub>C</sub> =0A			1.0	μA
DC Current Gain	h <sub>FE</sub>	V <sub>CE</sub> =5V, I <sub>C</sub> =50mA	60		150	
Gain-Bandwidth Product	f <sub>T</sub>	V <sub>CE</sub> =5V, I <sub>C</sub> =30mA	8	10		GHz
Forward Transfer Gain	S <sub>21e</sub>   <sup>2</sup>	V <sub>CE</sub> =5V, I <sub>C</sub> =30mA, f=1GHz	10	14		dB
Noise Figure	NF	V <sub>CE</sub> =5V, I <sub>C</sub> =10mA, f=1GHz		1.2	1.8	dB

Pay attention to handling since it is liable to be affected by static electricity due to the high-frequency process adopted.





S Parameters (Common emitter)

$V_{CE}=3V, I_C=10mA$

Freq(MHz)	S11	∠S11	S21	∠S21	S12	∠S12	S22	∠S22
100	0.758	-26.8	14.284	149.0	0.021	74.1	0.878	-24.0
200	0.630	-56.2	13.720	131.4	0.033	66.6	0.711	-38.2
300	0.503	-82.5	12.164	116.0	0.044	65.4	0.593	-46.0
400	0.414	-103.1	10.315	104.5	0.053	65.8	0.512	-51.3
500	0.368	-117.9	8.649	96.7	0.062	67.0	0.457	-55.3
600	0.341	-129.4	7.360	90.8	0.072	68.0	0.419	-58.7
700	0.326	-138.7	6.370	86.0	0.081	68.6	0.391	-61.8
800	0.313	-147.1	5.629	81.7	0.091	69.2	0.370	-64.6
900	0.307	-154.2	5.036	78.0	0.101	69.2	0.353	-67.3
1000	0.302	-160.2	4.556	74.7	0.112	69.2	0.342	-69.9
1200	0.299	-170.7	3.832	68.6	0.133	68.5	0.325	-75.2
1400	0.298	-179.6	3.316	63.1	0.155	67.4	0.316	-80.5
1600	0.301	172.7	2.931	57.9	0.177	66.0	0.312	-86.0
1800	0.305	165.8	2.634	53.0	0.199	64.4	0.311	-91.4
2000	0.309	159.4	2.398	48.3	0.222	62.7	0.312	-96.9
2200	0.315	153.4	2.204	43.8	0.244	60.7	0.314	-102.6
2400	0.320	147.8	2.044	39.5	0.267	58.7	0.316	-108.0
2600	0.326	142.7	1.911	35.4	0.290	56.6	0.321	-113.1
2800	0.334	137.8	1.799	31.3	0.314	54.3	0.327	-118.8
3000	0.338	133.2	1.700	27.7	0.337	52.2	0.333	-123.7

# CPH6021

S Parameters (Common emitter)

V<sub>CE</sub>=3V, I<sub>C</sub>=30mA

Freq(MHz)	S <sub>11</sub>	∠S <sub>11</sub>	S <sub>21</sub>	∠S <sub>21</sub>	S <sub>12</sub>	∠S <sub>12</sub>	S <sub>22</sub>	∠S <sub>22</sub>
100	0.422	-60.6	29.590	135.2	0.016	71.4	0.722	-33.7
200	0.307	-104.4	21.814	112.1	0.025	72.9	0.519	-44.2
300	0.268	-126.8	15.788	100.5	0.037	76.0	0.425	-48.4
400	0.256	-140.7	12.124	93.3	0.047	77.3	0.373	-51.5
500	0.254	-150.8	9.776	88.0	0.058	78.3	0.340	-54.4
600	0.255	-158.5	8.161	83.9	0.070	78.3	0.317	-57.4
700	0.258	-164.9	6.998	80.2	0.081	77.8	0.300	-60.3
800	0.259	-170.4	6.125	77.0	0.093	77.5	0.288	-63.2
900	0.262	-175.2	5.448	74.1	0.105	76.6	0.278	-66.1
1000	0.265	-179.3	4.911	71.3	0.117	75.3	0.272	-68.8
1200	0.270	-173.0	4.110	66.2	0.141	73.4	0.263	-74.5
1400	0.275	-166.2	3.546	61.3	0.165	71.1	0.259	-80.3
1600	0.281	-160.2	3.126	56.7	0.189	68.6	0.259	-86.1
1800	0.287	-154.6	2.804	52.3	0.212	66.2	0.260	-91.9
2000	0.292	-149.3	2.549	48.0	0.236	63.6	0.263	-97.7
2200	0.299	-144.3	2.343	43.7	0.259	61.0	0.266	-103.5
2400	0.305	-139.4	2.170	39.7	0.282	58.5	0.269	-109.0
2600	0.310	-135.1	2.028	35.9	0.305	56.0	0.275	-114.2
2800	0.317	-130.7	1.908	32.0	0.329	53.3	0.280	-119.9
3000	0.320	-126.7	1.803	28.5	0.352	50.9	0.287	-124.7

V<sub>CE</sub>=3V, I<sub>C</sub>=50mA

Freq(MHz)	S <sub>11</sub>	∠S <sub>11</sub>	S <sub>21</sub>	∠S <sub>21</sub>	S <sub>12</sub>	∠S <sub>12</sub>	S <sub>22</sub>	∠S <sub>22</sub>
100	0.317	-109.4	31.770	125.5	0.013	75.2	0.630	-35.4
200	0.309	-140.2	20.342	105.6	0.023	76.4	0.452	-42.0
300	0.303	-153.5	14.403	96.2	0.034	78.9	0.381	-44.4
400	0.305	-161.9	10.996	89.9	0.045	79.8	0.343	-46.8
500	0.310	-168.1	8.862	85.1	0.057	80.6	0.319	-49.5
600	0.315	-172.9	7.391	81.2	0.068	80.1	0.303	-52.5
700	0.321	-177.3	6.332	77.7	0.080	80.0	0.291	-55.6
800	0.324	-178.9	5.544	74.6	0.092	79.1	0.282	-58.6
900	0.329	-175.4	4.934	71.7	0.104	78.4	0.275	-61.6
1000	0.332	-172.3	4.448	69.0	0.116	77.4	0.271	-64.6
1200	0.338	-166.2	3.725	63.8	0.140	75.1	0.267	-70.7
1400	0.344	-160.6	3.216	58.9	0.164	72.7	0.265	-77.0
1600	0.351	-155.5	2.838	54.1	0.188	70.3	0.267	-83.3
1800	0.356	-150.7	2.545	49.6	0.212	67.8	0.270	-89.5
2000	0.362	-146.0	2.316	45.2	0.237	65.2	0.275	-95.7
2200	0.369	-141.3	2.128	40.9	0.260	62.5	0.279	-101.9
2400	0.374	-136.9	1.973	36.8	0.284	60.0	0.284	-107.8
2600	0.379	-132.8	1.843	32.9	0.308	57.4	0.290	-113.3
2800	0.387	-128.7	1.735	29.0	0.332	54.6	0.297	-119.4
3000	0.389	-124.8	1.640	25.5	0.357	52.1	0.304	-124.5

## CPH6021

S Parameters (Common emitter)

V<sub>CE</sub>=3V, I<sub>C</sub>=80mA

Freq(MHz)	S11	∠S11	S21	∠S21	S12	∠S12	S22	∠S22
100	0.476	-152.5	23.097	116.2	0.016	68.9	0.452	-34.8
200	0.527	-167.4	12.902	98.8	0.025	72.7	0.341	-36.3
300	0.540	-174.6	8.790	90.8	0.034	76.2	0.305	-37.7
400	0.547	-179.4	6.612	85.1	0.045	78.8	0.288	-40.3
500	0.553	176.8	5.303	80.5	0.056	79.7	0.277	-43.6
600	0.557	173.5	4.423	76.6	0.068	79.6	0.270	-47.4
700	0.561	170.5	3.794	72.9	0.079	79.6	0.266	-51.2
800	0.564	167.7	3.328	69.7	0.092	79.3	0.264	-55.1
900	0.566	165.0	2.969	66.5	0.104	78.6	0.262	-59.0
1000	0.569	162.4	2.683	63.4	0.116	77.8	0.261	-62.7
1200	0.573	157.4	2.259	57.7	0.141	76.0	0.264	-70.5
1400	0.577	152.6	1.960	52.2	0.166	73.8	0.268	-78.1
1600	0.581	148.0	1.739	47.0	0.191	71.5	0.274	-85.7
1800	0.585	143.4	1.567	42.1	0.218	69.1	0.281	-93.1
2000	0.588	138.9	1.432	37.5	0.244	66.5	0.289	-100.4
2200	0.591	134.4	1.321	33.1	0.270	63.7	0.296	-107.6
2400	0.594	130.1	1.229	29.1	0.297	61.1	0.304	-114.4
2600	0.596	125.9	1.152	25.3	0.323	58.2	0.311	-120.7
2800	0.600	121.6	1.087	21.7	0.350	55.2	0.319	-127.6
3000	0.600	117.6	1.032	18.6	0.377	52.5	0.328	-133.5

V<sub>CE</sub>=5V, I<sub>C</sub>=10mA

Freq(MHz)	S11	∠S11	S21	∠S21	S12	∠S12	S22	∠S22
100	0.766	-25.4	14.421	149.8	0.020	72.1	0.889	-22.0
200	0.640	-53.7	13.939	132.3	0.031	67.6	0.734	-35.1
300	0.512	-78.9	12.421	117.0	0.041	66.8	0.620	-42.4
400	0.418	-98.6	10.572	105.3	0.049	67.1	0.541	-47.2
500	0.366	-113.3	8.897	97.5	0.058	68.5	0.488	-50.9
600	0.335	-124.8	7.581	91.4	0.067	69.8	0.450	-54.1
700	0.318	-134.3	6.565	86.6	0.076	70.4	0.423	-57.0
800	0.302	-142.8	5.808	82.3	0.086	70.7	0.401	-59.6
900	0.294	-150.2	5.196	78.6	0.096	70.9	0.385	-62.1
1000	0.289	-156.4	4.700	75.2	0.106	70.9	0.373	-64.7
1200	0.284	-167.3	3.953	69.1	0.127	70.3	0.356	-69.6
1400	0.282	-176.6	3.421	63.5	0.148	69.3	0.347	-74.8
1600	0.285	175.3	3.022	58.3	0.169	68.0	0.342	-80.2
1800	0.288	168.1	2.715	53.4	0.191	66.5	0.340	-85.5
2000	0.292	161.5	2.470	48.7	0.213	64.8	0.341	-90.9
2200	0.298	155.4	2.270	44.2	0.236	62.8	0.343	-96.6
2400	0.304	149.6	2.104	39.9	0.258	60.8	0.345	-102.0
2600	0.310	144.4	1.966	35.8	0.281	58.8	0.350	-107.1
2800	0.318	139.3	1.849	31.7	0.305	56.5	0.355	-112.9
3000	0.322	134.7	1.747	28.0	0.329	54.5	0.361	-117.8

# CPH6021

## S Parameters (Common emitter)

V<sub>CE</sub>=5V, I<sub>C</sub>=30mA

Freq(MHz)	S <sub>11</sub>	∠S <sub>11</sub>	S <sub>21</sub>	∠S <sub>21</sub>	S <sub>12</sub>	∠S <sub>12</sub>	S <sub>22</sub>	∠S <sub>22</sub>
100	0.447	-51.2	31.013	137.1	0.015	72.3	0.749	-30.3
200	0.303	-94.5	22.794	113.5	0.024	74.5	0.556	-39.8
300	0.254	-118.0	16.483	101.5	0.033	76.9	0.464	-43.7
400	0.237	-133.0	12.654	94.1	0.044	78.3	0.412	-46.5
500	0.232	-144.2	10.199	88.7	0.055	79.6	0.378	-49.1
600	0.231	-152.7	8.520	84.4	0.066	79.4	0.356	-51.8
700	0.233	-159.7	7.304	80.7	0.077	79.3	0.338	-54.5
800	0.234	-165.7	6.390	77.5	0.088	78.6	0.325	-57.1
900	0.236	-171.0	5.681	74.6	0.100	77.8	0.315	-59.9
1000	0.239	-175.6	5.120	71.8	0.111	77.1	0.308	-62.5
1200	0.244	-176.1	4.285	66.7	0.134	74.8	0.298	-67.8
1400	0.249	-168.9	3.693	61.9	0.157	72.7	0.293	-73.4
1600	0.255	-162.5	3.255	57.2	0.180	70.2	0.292	-79.0
1800	0.260	-156.7	2.919	52.8	0.203	67.9	0.293	-84.6
2000	0.266	-151.2	2.651	48.5	0.226	65.5	0.295	-90.3
2200	0.274	-146.0	2.435	44.3	0.249	62.9	0.297	-96.1
2400	0.279	-141.0	2.254	40.3	0.272	60.4	0.300	-101.6
2600	0.285	-136.4	2.104	36.4	0.295	58.0	0.305	-106.8
2800	0.293	-132.0	1.979	32.6	0.318	55.4	0.310	-112.6
3000	0.297	-127.9	1.869	29.1	0.341	53.1	0.316	-117.4

V<sub>CE</sub>=5V, I<sub>C</sub>=50mA

Freq(MHz)	S <sub>11</sub>	∠S <sub>11</sub>	S <sub>21</sub>	∠S <sub>21</sub>	S <sub>12</sub>	∠S <sub>12</sub>	S <sub>22</sub>	∠S <sub>22</sub>
100	0.286	-86.2	35.792	128.9	0.013	76.8	0.686	-31.3
200	0.249	-124.8	22.813	107.7	0.022	78.3	0.508	-37.7
300	0.242	-142.0	16.061	97.7	0.032	80.1	0.435	-40.2
400	0.242	-152.3	12.234	91.2	0.042	81.7	0.394	-42.4
500	0.247	-160.1	9.830	86.3	0.053	82.4	0.368	-45.0
600	0.252	-166.1	8.194	82.3	0.064	82.1	0.350	-47.8
700	0.258	-171.3	7.020	78.9	0.075	81.6	0.336	-50.6
800	0.262	-175.7	6.139	75.8	0.087	80.9	0.326	-53.4
900	0.266	-179.8	5.460	72.9	0.098	80.1	0.318	-56.1
1000	0.270	-176.6	4.918	70.2	0.110	78.9	0.313	-58.9
1200	0.276	-169.9	4.112	65.1	0.133	76.8	0.305	-64.5
1400	0.283	-163.8	3.545	60.3	0.156	74.3	0.303	-70.4
1600	0.290	-158.3	3.124	55.7	0.179	71.9	0.302	-76.3
1800	0.296	-153.1	2.801	51.2	0.203	69.5	0.304	-82.2
2000	0.303	-148.2	2.545	46.9	0.226	67.0	0.307	-88.1
2200	0.310	-143.4	2.336	42.7	0.249	64.4	0.310	-94.2
2400	0.316	-138.8	2.163	38.6	0.273	61.9	0.314	-99.9
2600	0.322	-134.6	2.019	34.8	0.296	59.4	0.319	-105.2
2800	0.330	-130.3	1.898	30.9	0.320	56.6	0.324	-111.2
3000	0.334	-126.4	1.792	27.4	0.344	54.3	0.331	-116.4

## CPH6021

S Parameters (Common emitter)

V<sub>CE</sub>=5V, I<sub>C</sub>=80mA

Freq(MHz)	S11	∠S11	S21	∠S21	S12	∠S12	S22	∠S22
100	0.345	-137.6	29.631	121.2	0.013	65.7	0.593	-27.9
200	0.398	-159.0	16.989	102.4	0.020	76.7	0.468	-29.9
300	0.414	-168.4	11.622	93.6	0.029	79.1	0.426	-31.5
400	0.425	-174.1	8.756	87.6	0.039	82.5	0.403	-34.1
500	0.433	-178.6	7.015	83.0	0.049	83.3	0.388	-36.9
600	0.438	177.7	5.843	79.0	0.059	83.9	0.378	-40.2
700	0.443	174.4	5.008	75.5	0.070	83.5	0.370	-43.6
800	0.448	171.3	4.383	72.3	0.081	83.3	0.364	-46.8
900	0.452	168.5	3.903	69.3	0.092	82.6	0.360	-50.3
1000	0.455	165.7	3.519	66.4	0.104	81.8	0.357	-53.6
1200	0.460	160.5	2.952	60.9	0.127	80.1	0.354	-60.4
1400	0.466	155.5	2.552	55.7	0.151	78.1	0.355	-67.3
1600	0.472	150.8	2.254	50.7	0.175	75.9	0.357	-74.2
1800	0.477	146.2	2.025	45.9	0.200	73.5	0.361	-81.1
2000	0.482	141.7	1.845	41.3	0.226	71.0	0.366	-87.9
2200	0.488	137.2	1.695	36.9	0.251	68.4	0.370	-94.6
2400	0.493	132.9	1.572	32.8	0.278	65.7	0.375	-101.3
2600	0.498	128.8	1.469	28.9	0.304	63.0	0.380	-107.5
2800	0.504	124.6	1.382	25.0	0.331	60.1	0.386	-114.1
3000	0.506	120.6	1.307	21.6	0.359	57.4	0.392	-120.1

V<sub>CE</sub>=8V, I<sub>C</sub>=10mA

Freq(MHz)	S11	∠S11	S21	∠S21	S12	∠S12	S22	∠S22
100	0.779	-24.4	14.321	150.5	0.018	70.1	0.899	-20.2
200	0.654	-51.5	13.927	133.2	0.029	68.6	0.755	-32.2
300	0.527	-75.6	12.487	118.0	0.038	67.5	0.647	-39.1
400	0.427	-94.7	10.692	106.3	0.047	68.6	0.571	-43.6
500	0.371	-109.3	9.024	98.3	0.055	69.6	0.518	-47.3
600	0.337	-120.7	7.706	92.1	0.063	70.6	0.482	-50.3
700	0.316	-130.2	6.683	87.2	0.072	71.5	0.454	-52.9
800	0.298	-139.0	5.917	82.8	0.082	72.0	0.433	-55.5
900	0.288	-146.5	5.295	79.0	0.091	72.2	0.416	-58.0
1000	0.282	-152.8	4.792	75.6	0.101	72.4	0.404	-60.4
1200	0.275	-164.1	4.032	69.5	0.121	72.0	0.387	-65.2
1400	0.273	-173.8	3.486	63.8	0.141	71.0	0.378	-70.3
1600	0.274	177.9	3.080	58.6	0.162	69.9	0.373	-75.5
1800	0.277	170.5	2.765	53.7	0.183	68.4	0.371	-80.8
2000	0.282	163.6	2.518	49.0	0.205	66.8	0.372	-86.2
2200	0.288	157.4	2.312	44.4	0.227	64.9	0.373	-91.8
2400	0.293	151.4	2.142	40.1	0.250	63.0	0.375	-97.2
2600	0.299	146.0	2.001	36.0	0.273	61.1	0.380	-102.4
2800	0.308	140.8	1.881	31.8	0.297	58.8	0.385	-108.1
3000	0.313	136.1	1.775	28.1	0.321	56.8	0.391	-113.1

# CPH6021

## S Parameters (Common emitter)

V<sub>CE</sub>=8V, I<sub>C</sub>=30mA

Freq(MHz)	S11	∠S11	S21	∠S21	S12	∠S12	S22	∠S22
100	0.474	-47.3	31.092	138.3	0.014	73.7	0.770	-27.4
200	0.315	-88.1	23.124	114.6	0.023	74.9	0.588	-36.2
300	0.256	-111.3	16.805	102.3	0.032	77.7	0.499	-39.7
400	0.232	-126.8	12.923	94.7	0.041	79.9	0.449	-42.3
500	0.224	-138.4	10.426	89.2	0.052	80.5	0.416	-44.8
600	0.221	-147.5	8.709	84.8	0.062	80.5	0.393	-47.4
700	0.221	-155.2	7.470	81.1	0.072	80.4	0.376	-50.0
800	0.222	-161.5	6.535	77.9	0.083	79.9	0.362	-52.5
900	0.223	-167.2	5.812	74.9	0.094	79.0	0.351	-55.1
1000	0.225	-172.0	5.238	72.1	0.106	78.3	0.344	-57.6
1200	0.229	-179.1	4.379	67.0	0.128	76.4	0.334	-62.8
1400	0.234	-171.6	3.774	62.1	0.150	74.2	0.329	-68.2
1600	0.240	-164.8	3.324	57.4	0.173	72.0	0.327	-73.7
1800	0.246	-158.8	2.980	53.0	0.195	69.7	0.327	-79.2
2000	0.252	-153.1	2.706	48.7	0.218	67.4	0.329	-84.8
2200	0.259	-147.7	2.484	44.4	0.240	64.9	0.330	-90.5
2400	0.266	-142.5	2.299	40.4	0.263	62.5	0.333	-96.0
2600	0.272	-137.9	2.145	36.6	0.285	60.2	0.338	-101.2
2800	0.280	-133.4	2.017	32.7	0.309	57.5	0.343	-107.0
3000	0.284	-129.2	1.903	29.1	0.332	55.3	0.349	-112.0

V<sub>CE</sub>=8V, I<sub>C</sub>=50mA

Freq(MHz)	S11	∠S11	S21	∠S21	S12	∠S12	S22	∠S22
100	0.306	-72.7	36.956	130.9	0.011	71.4	0.720	-28.3
200	0.240	-113.2	23.684	109.1	0.020	79.6	0.548	-34.3
300	0.225	-133.1	16.651	98.7	0.030	81.1	0.476	-36.5
400	0.223	-145.1	12.680	92.0	0.039	83.0	0.437	-38.8
500	0.226	-154.0	10.188	86.9	0.050	83.4	0.410	-41.3
600	0.230	-160.9	8.491	82.9	0.060	83.2	0.392	-44.0
700	0.235	-166.7	7.273	79.3	0.071	82.8	0.377	-46.7
800	0.239	-171.6	6.356	76.2	0.082	82.1	0.367	-49.3
900	0.243	-176.1	5.651	73.4	0.093	81.0	0.357	-52.1
1000	0.246	-180.0	5.089	70.6	0.104	80.5	0.352	-54.7
1200	0.253	-172.7	4.254	65.6	0.126	78.2	0.344	-60.2
1400	0.259	-166.2	3.665	60.7	0.149	76.0	0.340	-65.8
1600	0.267	-160.5	3.229	56.1	0.171	73.6	0.339	-71.6
1800	0.273	-155.1	2.892	51.7	0.194	71.3	0.340	-77.2
2000	0.280	-149.9	2.627	47.4	0.217	68.8	0.342	-83.0
2200	0.288	-145.0	2.411	43.1	0.240	66.3	0.345	-89.0
2400	0.295	-140.2	2.230	39.1	0.264	63.9	0.348	-94.6
2600	0.301	-135.8	2.080	35.2	0.286	61.5	0.353	-100.0
2800	0.310	-131.6	1.954	31.3	0.310	58.8	0.358	-106.0
3000	0.314	-127.6	1.844	27.8	0.334	56.5	0.364	-111.1



## CPH6021

S Parameters (Common emitter)

V<sub>CE</sub>=8V, I<sub>C</sub>=80mA

Freq(MHz)	S <sub>11</sub>	∠S <sub>11</sub>	S <sub>21</sub>	∠S <sub>21</sub>	S <sub>12</sub>	∠S <sub>12</sub>	S <sub>22</sub>	∠S <sub>22</sub>
100	0.308	-126.7	31.174	123.7	0.011	65.2	0.658	-24.0
200	0.360	-153.8	18.003	104.2	0.019	78.8	0.537	-26.2
300	0.378	-164.8	12.329	95.1	0.027	81.1	0.495	-28.2
400	0.388	-171.5	9.301	89.0	0.035	83.9	0.472	-30.9
500	0.395	-176.6	7.456	84.3	0.045	85.8	0.456	-33.9
600	0.401	179.3	6.212	80.4	0.054	86.0	0.445	-37.1
700	0.407	175.7	5.328	76.9	0.065	86.1	0.436	-40.4
800	0.411	172.4	4.665	73.8	0.075	85.9	0.429	-43.7
900	0.414	169.4	4.154	70.8	0.086	85.4	0.423	-47.0
1000	0.417	166.4	3.748	68.0	0.097	84.7	0.419	-50.3
1200	0.423	160.9	3.144	62.7	0.120	83.0	0.415	-56.9
1400	0.428	155.7	2.718	57.6	0.143	81.1	0.413	-63.6
1600	0.434	150.9	2.403	52.7	0.167	78.9	0.413	-70.3
1800	0.438	146.2	2.158	48.1	0.192	76.5	0.414	-77.0
2000	0.443	141.7	1.966	43.6	0.217	74.0	0.417	-83.6
2200	0.449	137.2	1.808	39.2	0.243	71.3	0.419	-90.3
2400	0.454	132.8	1.676	35.1	0.269	68.7	0.422	-96.7
2600	0.459	128.7	1.567	31.2	0.296	65.8	0.426	-102.9
2800	0.465	124.5	1.474	27.3	0.323	62.9	0.430	-109.3
3000	0.467	120.6	1.394	23.9	0.350	60.1	0.435	-115.2

- Any and all SANYO Semiconductor Co.,Ltd. products described or contained herein are, with regard to "standard application", intended for the use as general electronics equipment (home appliances, AV equipment, communication device, office equipment, industrial equipment etc.). The products mentioned herein shall not be intended for use for any "special application" (medical equipment whose purpose is to sustain life, aerospace instrument, nuclear control device, burning appliances, transportation machine, traffic signal system, safety equipment etc.) that shall require extremely high level of reliability and can directly threaten human lives in case of failure or malfunction of the product or may cause harm to human bodies, nor shall they grant any guarantee thereof. If you should intend to use our products for applications outside the standard applications of our customer who is considering such use and/or outside the scope of our intended standard applications, please consult with us prior to the intended use. If there is no consultation or inquiry before the intended use, our customer shall be solely responsible for the use.
- Specifications of any and all SANYO Semiconductor Co.,Ltd. products described or contained herein stipulate the performance, characteristics, and functions of the described products in the independent state, and are not guarantees of the performance, characteristics, and functions of the described products as mounted in the customer's products or equipment. To verify symptoms and states that cannot be evaluated in an independent device, the customer should always evaluate and test devices mounted in the customer's products or equipment.
- SANYO Semiconductor Co.,Ltd. assumes no responsibility for equipment failures that result from using products at values that exceed, even momentarily, rated values (such as maximum ratings, operating condition ranges, or other parameters) listed in products specifications of any and all SANYO Semiconductor Co.,Ltd. products described or contained herein.
- SANYO Semiconductor Co.,Ltd. strives to supply high-quality high-reliability products, however, any and all semiconductor products fail or malfunction with some probability. It is possible that these probabilistic failures or malfunction could give rise to accidents or events that could endanger human lives, trouble that could give rise to smoke or fire, or accidents that could cause damage to other property. When designing equipment, adopt safety measures so that these kinds of accidents or events cannot occur. Such measures include but are not limited to protective circuits and error prevention circuits for safe design, redundant design, and structural design.
- In the event that any or all SANYO Semiconductor Co.,Ltd. products described or contained herein are controlled under any of applicable local export control laws and regulations, such products may require the export license from the authorities concerned in accordance with the above law.
- No part of this publication may be reproduced or transmitted in any form or by any means, electronic or mechanical, including photocopying and recording, or any information storage or retrieval system, or otherwise, without the prior written consent of SANYO Semiconductor Co.,Ltd.
- Any and all information described or contained herein are subject to change without notice due to product/technology improvement, etc. When designing equipment, refer to the "Delivery Specification" for the SANYO Semiconductor Co.,Ltd. product that you intend to use.
- Information (including circuit diagrams and circuit parameters) herein is for example only; it is not guaranteed for volume production.
- Upon using the technical information or products described herein, neither warranty nor license shall be granted with regard to intellectual property rights or any other rights of SANYO Semiconductor Co.,Ltd. or any third party. SANYO Semiconductor Co.,Ltd. shall not be liable for any claim or suits with regard to a third party's intellectual property rights which has resulted from the use of the technical information and products mentioned above.

This catalog provides information as of February, 2011. Specifications and information herein are subject to change without notice.