

## CSO-016T Model

5x7 mm SMD, 5.0V, HCMOS/TTL

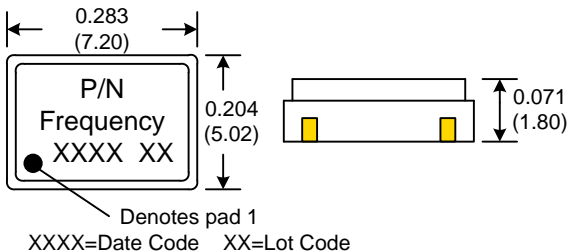
<b>Frequency Range:</b>	1.544 MHz to 100.00 MHz
<b>Frequency Stability:</b>	±25ppm to ±100ppm
<b>Temperature Range:</b>	
Operating:	0°C to 70°C
(Option M)	-20°C to 70°C
(Option X)	-40°C to 85°C
<b>Storage:</b>	-45°C to 120°C
<b>Input Voltage:</b>	5V ±0.5V
<b>Input Current:</b>	45mA Max
<b>Output:</b>	HCMOS/TTL
Symmetry:	40/60% Max @ 50% Vdd
(Option Y)	45/55% Max @ 50% Vdd
Rise/Fall Time:	10ns Max @ 20%/ to 80% Vdd
Logic:	"0" = 10% Vdd Max "1" = 90% Vdd Min
Load:	15pF/10 TTL Max
<b>Aging:</b>	<3ppm 1 <sup>st</sup> /yr, 1ppm every year thereafter



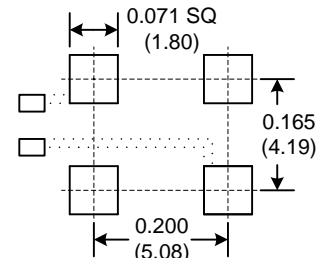
Designed to meet today's requirements for economical 5V applications. Available on 16mm tape and reel in quantities of 1K.

Dimensions inches (mm)

All dimensions are Max unless otherwise specified.

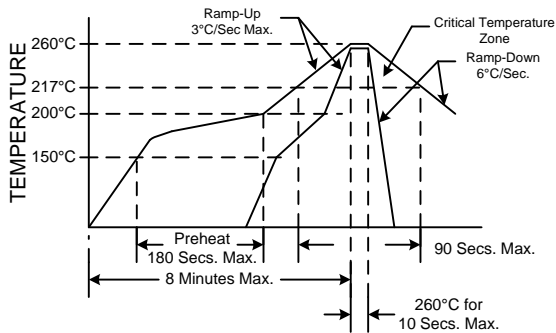


### SUGGESTED PAD LAYOUT



0.01 uF Bypass Capacitor Recommended

### RECOMMENDED REFLOW SOLDERING PROFILE



NOTE: Reflow Profile with 240°C peak also acceptable.

### Crystek Part Number Guide

CSO-016T X Y - 25 - 49.152

#1 #2 #3 #4 #5 #6

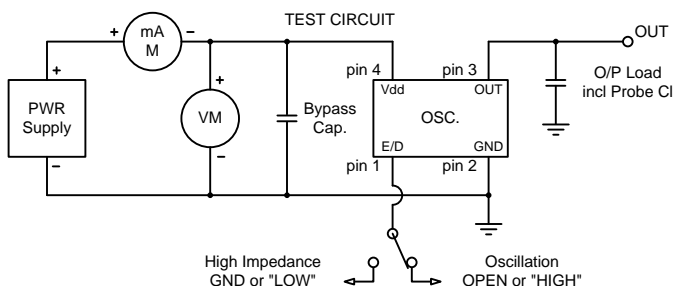
#1 Crystek Clock Osc.  
#2 Model  
#3 Temp. Range: Blank = 0/70°C, M= -20/70°C, X= -40/85°C  
#4 Symmetry: Blank = (40/60), Y = (45/55)  
#5 Stability: (see Table 1)  
#6 Frequency in MHz: 3 or 6 decimal places

#### Stability Indicator

Blank (std) ±100ppm  
50 ± 50ppm  
25 ± 25ppm

Table 1

Example:  
CSO-016TXY-25-25.000 = 5V Tristate, -40/85°C, 45/55, 25ppm, 25.000 MHz  
CSO-016T-50-19.660800 = 5V Tristate, 0/70, 40/60, 50ppm, 19.660800 MHz



### Tristate Function

Function pin 1	Output pin
Open "1" level 2.4V Min "0" level 0.4V Max	Active Active High Z

Specifications subject to change without notice.

TD-021002 Rev. K