


CSO-016T Model
5X7 mm SMD, 5V, HCMOS/TTL



Clock Oscillator

Frequency Range: 1.544MHz to 106.25MHz
Frequency Stability: ±25ppm to ±100ppm
Temperature Range:
 Operating: 0°C to 70°C
 (Option M) -20°C to 70°C
 (Option X) -40°C to 85°C
Storage: -55°C to 120°C
Input Voltage: 5V ± 0.5V
Input Current: 45mA Max
Output: HCMOS/TTL
 Symmetry: 40/60% Max @ 50% Vdd
 (Option Y) 45/55% Max @ 50% Vdd
 Rise/Fall Time: 10ns Max @ 20% to 80% Vdd
 Logic: "0" = 10% Vdd Max
 "1" = 90% Vdd Min
 Load: 15pF/10 TTL Max

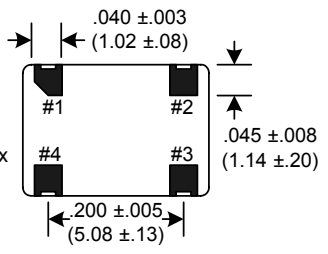
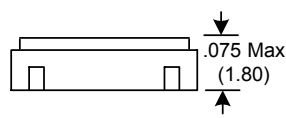
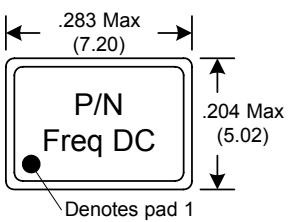


Designed to meet today's requirements for economical 5V applications. Available on 16mm tape and reel in quantities of 1K.

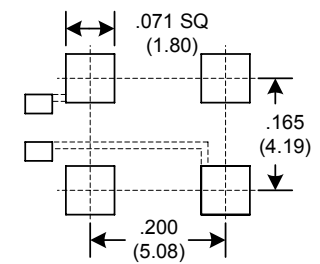
Aging: <3ppm 1st/yr, 1ppm every year thereafter

Dimensions inches (mm)

All dimensions are Max unless otherwise specified.

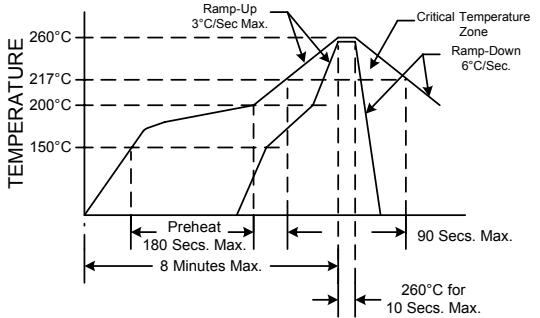


SUGGESTED PAD LAYOUT

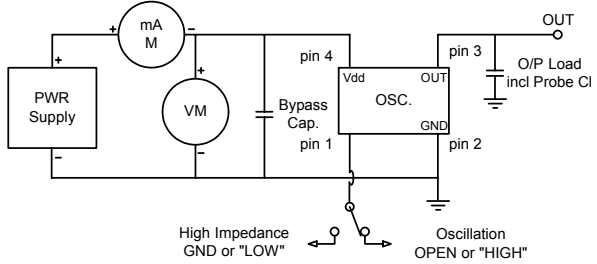


0.01uF Bypass Capacitor Recommended

RECOMMENDED REFLOW SOLDERING PROFILE



NOTE: Reflow Profile with 240°C peak also acceptable.



Crystek Part Number Guide

CSO-016T X Y- 25 - 49.152

#1	#2	#3	#4	#5	#6
#1 Crystek Clock Osc.	#2 Model	#3 Temp. Range: Blank= 0/70°C, M= -20/70°C, X= -40/85°C	#4 Symmetry: Blank=(40/60), Y=(45/55)	#5 Stability: (see Table 1)	#6 Frequency in MHz: 3 or 6 decimal places

Stability Indicator	
Blank (std)	± 100ppm
25	± 25ppm
50	± 50ppm

Table 1

Example:
 CSO-016TXY-25-25.000 = 5V Tristate, -40/85°C, 45/55, 25ppm, 25.000 MHz
 CSO-016T-50-19.660800 = 5V Tristate, 0/70, 40/60, 50ppm, 19.660800 MHz

Tri-State Function	
Function pin 1	Output pin
Open	Active
"1" level 2.4V Min	Active
"0" level 0.4V Max	High Z

Specifications subject to change without notice.

TD-021002 Rev. E

