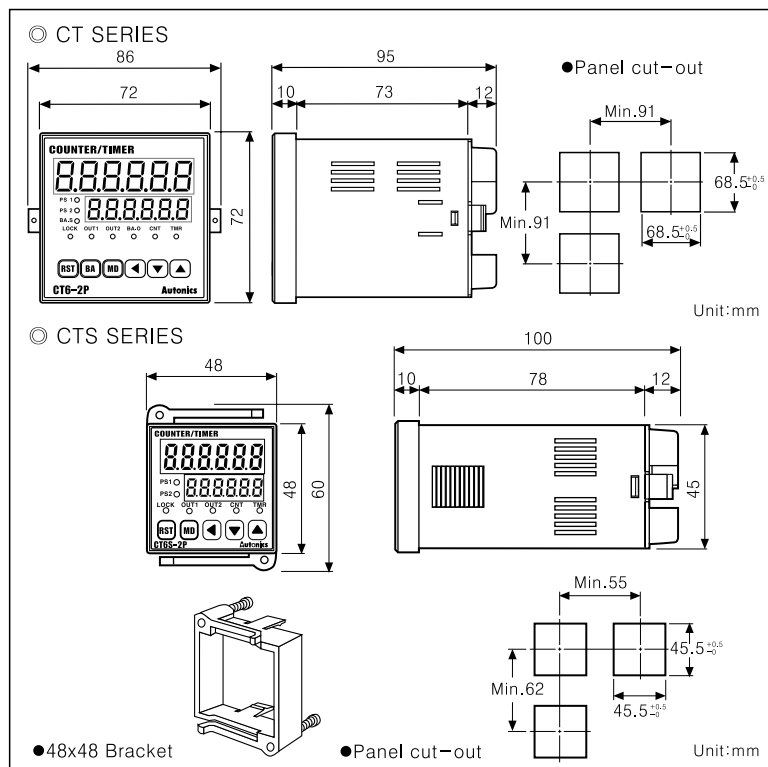


# COUNTER/TIMER CT/CTS SERIES

## Specification

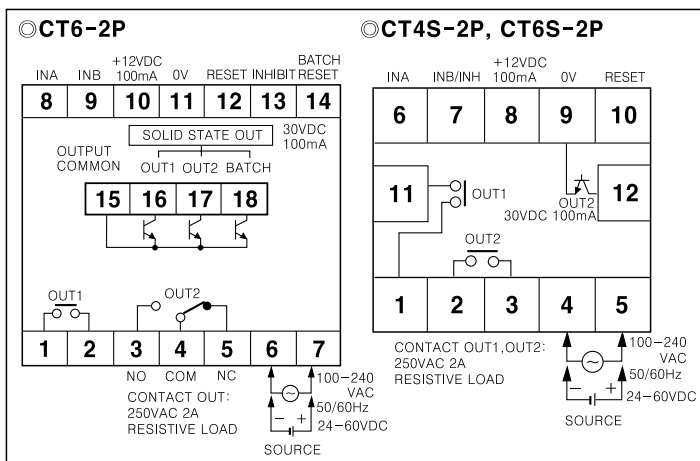
Series		CT	CTS	
Digit		6	4 digit	6 digit
Model	Single preset	CT6	CT4S	CT6S
	Double preset	CT6-2P	CT4S-2P	CT6S-2P
Indicator		CT6-I		CT6S-I
Power supply	AC power	100 to 240VAC 50/60Hz		
	DC power	24 to 60VDC		
Allowable operation voltage		90 to 110% of rated voltage		
CPS of INA, INB		Selectable 1cps, 30cps, 1kcps, 5kcps, 10kcps		
Input		Selectable voltage input or 0 volt input		
ONE SHOT output	Counter	10 / 50 / 100 / 200 / 500 / 1000ms		
	Timer	10 / 50 / 100 / 200 / 500 / 1000 / 2000 / 5000ms		
Control output	Contact	250VAC 2A at resistive load		
	Solid state	Max. 30VDC, Max. 100mA		
Memory retention		10 years (by semi-conduct)		
External sensor power		12VDC ±10%, 100mA Max.		
Ambient temperature		-10 to 55°C (at non-freezing status)		
Storage temperature		-25 to 65°C (at non-freezing status) □		
Ambient humidity		35 to 85%RH		
Timer operation	Repeat error			
	Set error	±0.01% to ±0.05sec at power on		
	Voltage error	±0.01% ±0.03sec at signal start		
	Temperature error			
Insulation resistance		Min. 100MΩ (at 500VDC mega) between current carrying terminals and non current carrying metal parts		
Voltage strength		2000VAC 50/60Hz for 1 minute		
Vibration	Mechanical	10 to 55Hz (cycle time: 1 minute) in 0.75mm double amplitude at X, Y, Z directions for 1 hour		
	Malfuction	0.5mm amplitude at frequency of 10 to 55Hz in each of X, Y, Z directions for 10 minutes		
Shock	Mechanical	300m/S <sup>2</sup> (Approx. 30G)		
	Malfuction	100m/S <sup>2</sup> (Approx. 10G)		
Life cycle	Mechanically	Min. 10,000,000 times		
	Electrically	Min. 100,000 times (250VAC 2A resistive load)		

## Dimension



Main products	
● COUNTER	● TIMER
● TEMPERATURE CONTROLLER	● PANEL METER
● TACHOMETER	● LINE SPEED METER
● PROXIMITY SWITCH	● PHOTOELECTRIC SENSOR
● ROTARY ENCODER	● OPTICAL FIBER SENSOR
● DISPLAY UNIT	● SENSOR CONTROLLER
● POWER CONTROLLER	
● STEPPING MOTOR & DRIVER & CONTROLLER	

## Terminal connection



## Prescale function

This function is to set and indicate calculated unit for actual length, liquid measure, position etc. it is called "Prescale value" for measured length, measured liquid, measured position, etc per 1 pulse. For example) Pulse number P is number of pulses per 1 revolution of rotary encoder. L is the desired length to be measured. Prescale value is desired length L/pulse number P generated by the rotary encoder. It is the length measured per 1 pulse.

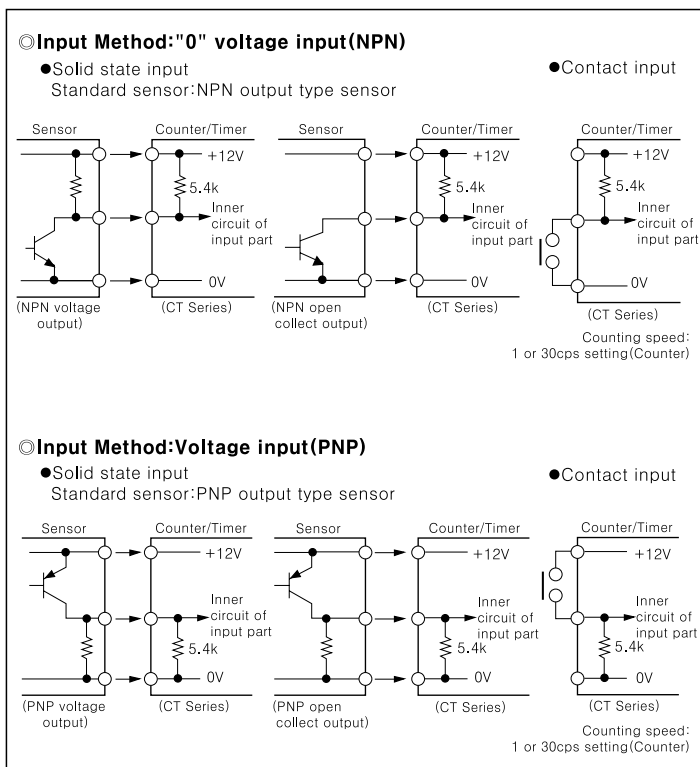
● Control length by the counter and the rotary encoder

$$\begin{aligned} \text{Prescale value} &= \frac{\pi \times \text{Diameter of the Pulley (D)}}{\text{Pulse numbers per 1 revolution of the encoder}} \\ &= \frac{3.1416 \times 22}{1000} \\ &= 0.069 \text{ mm/pulse} \end{aligned}$$

[Diameter of the Pulley connected with the encoder is 22mm, In case of pulse number per 1 revolution is 1000.]

It is possible to control conveyor as 0.1mm unit to set 0.069 for Prescale value by pressing setting key in state of prescale value setting mode in function setting mode. Decimal point should be set the first decimal place in function setting Mode.

## Connection of input



● Head Quarter : 41-5, Yongdang-Ri, Uingsang-Up, Yangsan-Shi, Kyung-Nam, Korea 626-847  
 ● Trade Department : 511 Ansong B/D, 410-13, Shindorim-dong, Kuro-Gu, Seoul, Korea 152-070  
 Tel: 82-2-679-6585 / Fax: 82-2-679-6556

● U. S. A Autonics : 1001 Butterfield Road Vernon Hills, Illinois 60061-1360 U. S. A  
 Tel: 847-680-8160 / Fax: 847-680-8155 / E-mail: separk3@dellepro.com

● Indonesia Office : 18th Fl. Wisma Bumiputera Bldg. Jl. Jend. Sudirman Kav. 75 Jakarta, 12910-Indonesia  
 Tel: 62-21-527-5232, 5233 / Fax: 62-21-527-5225 / E-mail: autonics@cbn.net.id

● Japan Autonics : Fukuda B/L, Hamamatsu-Cho 2-Chome, Minato-Ku, Tokyo, Japan 105-0013  
 Tel: 81-03-5405-7771 / Fax: 81-03-5405-7772 / E-mail: autonics@mx1.alpha-web.ne.jp

**Autonics**  
[www.autonics.co.kr](http://www.autonics.co.kr)

● The above specifications are changeable without any notice of anytime.