


CTMC2220F Series

From 1,200 μH to 10,000 μH

SPECIFICATIONS

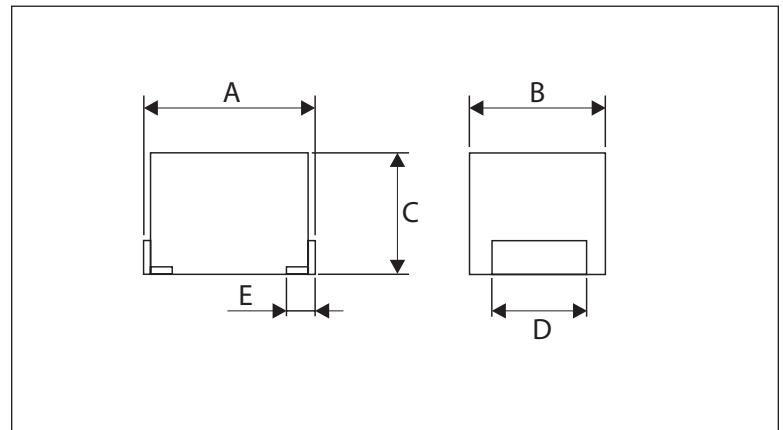
Please specify tolerance code when ordering.
CTMC2220F-122_ ← J = $\pm 5\%$, K = $\pm 10\%$



Part Number	Inductance (μH)	L Test Freq. (MHz)	Q Fact. Min.	Q Test Freq. (MHz)	SRF Min. (MHz)	DCR Max. (Ω)	Rated DC (mA)
CTMC2220F-122_	1200	.252	20	.252	1.5	17	75
CTMC2220F-152_	1500	.252	20	.252	1.4	20	70
CTMC2220F-182_	1800	.252	20	.252	1.3	30	60
CTMC2220F-222_	2200	.252	20	.252	1.2	35	55
CTMC2220F-272_	2700	.252	20	.252	1.1	55	45
CTMC2220F-332_	3300	.252	20	.252	1.0	60	40
CTMC2220F-392_	3900	.252	20	.252	1.0	70	38
CTMC2220F-472_	4700	.252	20	.252	0.9	78	36
CTMC2220F-562_	5600	.252	20	.252	0.8	85	33
CTMC2220F-682_	6800	.252	20	.252	0.7	110	30
CTMC2220F-822_	8200	.252	20	.252	0.6	125	28
CTMC2220F-103_	10000	.0796	15	.0796	0.5	150	25

PHYSICAL DIMENSIONS

Size	A Max.	B Max.	C Max.	D	E
mm	5.9	5.2	4.2	4 \pm 0.2	0.7 \pm 0.2
inches	0.232	0.205	0.165	0.157 \pm 0.008	0.028 \pm 0.008



CHARACTERISTICS

Description: Ferrite core, wire-wound molded chip inductor

Applications: TV's, VCR's, disk drives, computer peripherals, telecommunication devices and electronic control boards for automobiles

Operating Temperature: -25°C to +85°C

Inductance Tolerance: $\pm 5\%$, $\pm 10\%$

Testing: Inductance and Q are tested on an HP4285A at specified frequency

Packaging: Tape & Reel

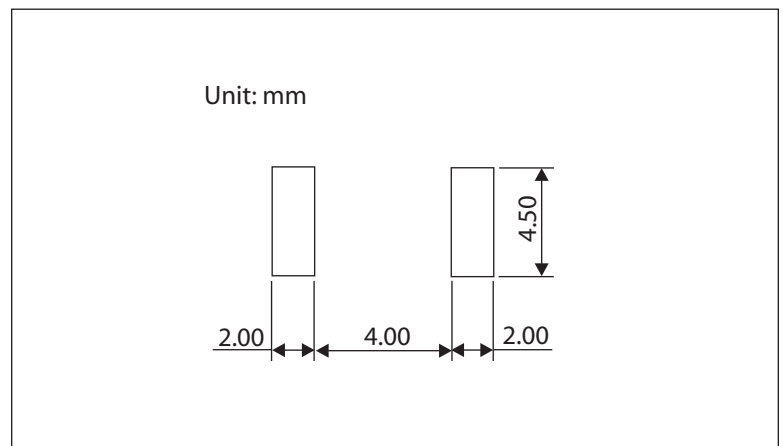
Part Marking: Inductance code.

Miscellaneous: RoHS Compliant.

Additional Information: Additional electrical & physical information available upon request

Samples available. See website for ordering information.

LAND PATTERN



12.09.08