


CUD6-02A
SURFACE MOUNT
ULTRA-FAST RECOVERY
RECTIFIER
DUAL, COMMON ANODE
6.0 AMPS, 200 VOLTS



CentralTM
Semiconductor Corp.

DESCRIPTION:

The CENTRAL SEMICONDUCTOR CUD6-02A, Silicon Ultra-Fast Recovery Rectifier is a high quality, well constructed, highly reliable component designed for use in all types of commercial, industrial, entertainment, computer, and automotive applications.

MAXIMUM RATINGS: ($T_C=25^\circ\text{C}$ unless otherwise noted)

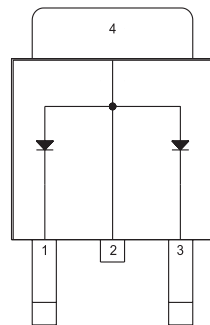
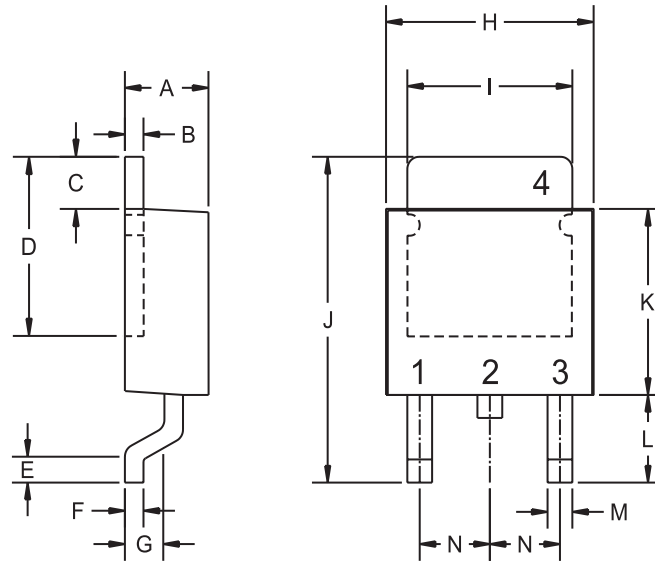
	SYMBOL		UNIT
Peak Repetitive Reverse Voltage	V_{RRM}	200	V
Peak Non Repetitive Surge Reverse Voltage	V_{RSM}	200	V
Average Forward Current ($T_C=130^\circ\text{C}$)	I_O	6.0	A
RMS Forward Current Per Diode	$I_F(\text{RMS})$	10	A
Peak Forward Surge Current Per Diode ($t_p=10\text{ms}$)	I_{FSM}	70	A
Critical Rate of Rise of Reverse Voltage	dV/dt	10,000	V/ μs
Operating and Storage Junction Temperature	T_J, T_{stg}	-65 to +150	$^\circ\text{C}$
Thermal Resistance, Per Diode	Θ_{JC}	5.0	$^\circ\text{C/W}$

ELECTRICAL CHARACTERISTICS PER DIODE: ($T_C=25^\circ\text{C}$ unless otherwise noted)

SYMBOL	TEST CONDITIONS	MIN	MAX	UNIT
I_R	$V_R=200\text{V}$		20	μA
I_R	$V_R=200\text{V}, T_C=100^\circ\text{C}$		500	μA
V_F	$I_F=10\text{A}$		1.25	V
V_F	$I_F=5.0\text{A}, T_C=100^\circ\text{C}$		0.85	V
t_{rr}	$V_R=30\text{V}, I_F=1.0\text{A}, di/dt=50\text{A/ms}$		35	ns

**SURFACE MOUNT
ULTRA-FAST RECOVERY
RECTIFIER
DUAL, COMMON ANODE
6.0 AMPS, 200 VOLTS**

DPAK RECTIFIER CASE - MECHANICAL OUTLINE



LEAD CODE:

- 1) Cathode #1
- 2) Common Anode
- 3) Cathode #2
- 4) Common Anode

Pin 2 is common to the tab (4).

R1

SYMBOL	DIMENSIONS			
	INCHES		MILLIMETERS	
	MIN	MAX	MIN	MAX
A	0.093	0.108	2.35	2.75
B	0.016	0.024	0.40	0.60
C	0.063		1.60	
D	0.203	0.219	5.15	5.55
E	0.012	0.028	0.30	0.70
F	0.020		0.50	
G	0.035	0.051	0.90	1.30
H	0.252	0.268	6.40	6.80
I	0.197	0.213	5.00	5.40
J	-	0.394	-	10.00
K	0.209	0.224	5.30	5.70
L	0.090	0.106	2.30	2.70
M	0.016	0.031	0.40	0.80
N	0.091		2.30	

DPAK RECTIFIER (REV: R1)