


CX-91F

SMD

■Features

- Ultrathin thickness 1.2mm or less. (6.0×3.7×1.0mm)
- It is a completely sealed type with a metal case sealed on a ceramic board.
- Because it is the leadless type, automatic mounting is possible.
- High resolution frequency tolerance is obtained.
- Reflow is possible.



■Specifications

Type	CX-91F
Frequency Range	11~110MHz *1
Standard Frequency	Table 1
Frequency Tolerance (at 25°C)	±10, ±15, ±20×10 ⁻⁶
Frequency Tolerance Over The Oper. Temp. Range	Table 2 (referred to 25°C)
Equivalent Series Resistance	11~40MHz (Fund.) 50ΩMAX. 40~100MHz (3rd O.T.) 60ΩMAX. 90~110MHz (5th O.T.) 80ΩMAX.
Shunt Capacitance	7pF MAX.
Drive Level	0.1mW MAX.
Shock	Δ F/F : ±2.0×10 ⁻⁶ hard wood Height : 120cm Dummy : 70g Times : 3side×3times
Aging	Δ F/F : ±2.0×10 ⁻⁶ MAX.

*1 Please indicate the degree of overtone.

*One unit 1000 pcs or 5000 pcs

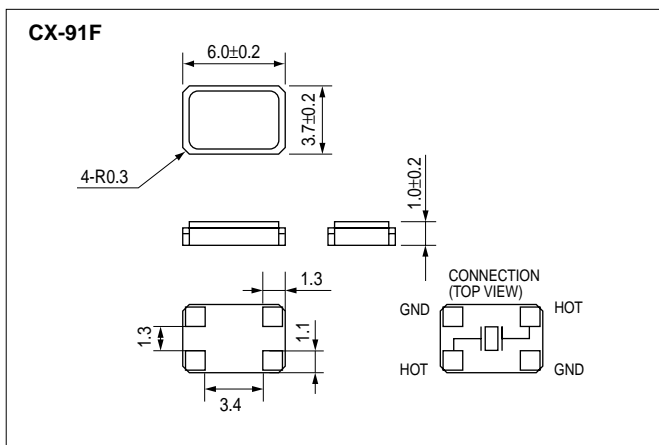
■Table 1 Standard Frequencies

Frequency (MHz)	Frequency (MHz)
12.000	19.200
12.800	26.000
13.000	32.000
14.400	48.000
16.000	

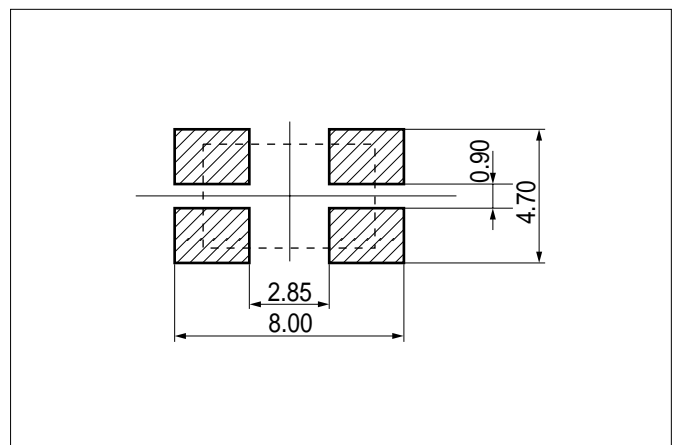
■Table 2 Frequency Tolerance vs. Temperature Range

Temperature Range (°C)	Frequency Tolerance (×10 ⁻⁶)				
	±3	±4	±5	±10	±20
0~+50	○	○	○	○	○
-10~+50	—	○	○	○	○
-10~+60	—	—	○	○	○
-40~+85	—	—	—	—	○

■Outline



■Land Pattern(reference)



Dimensions(mm)