

## FEATURES

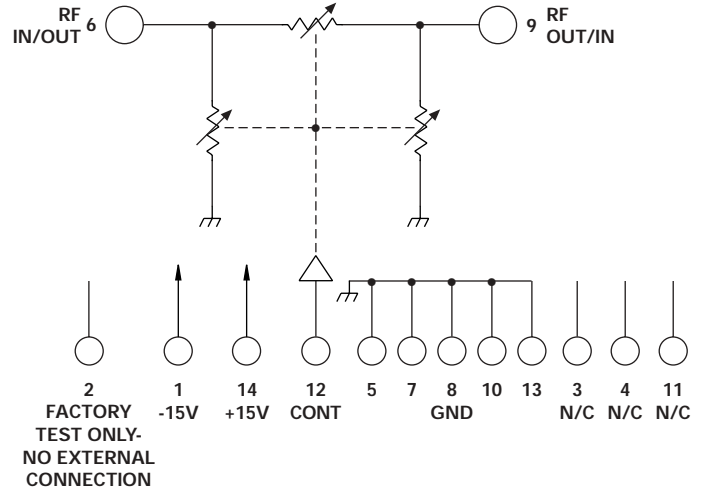
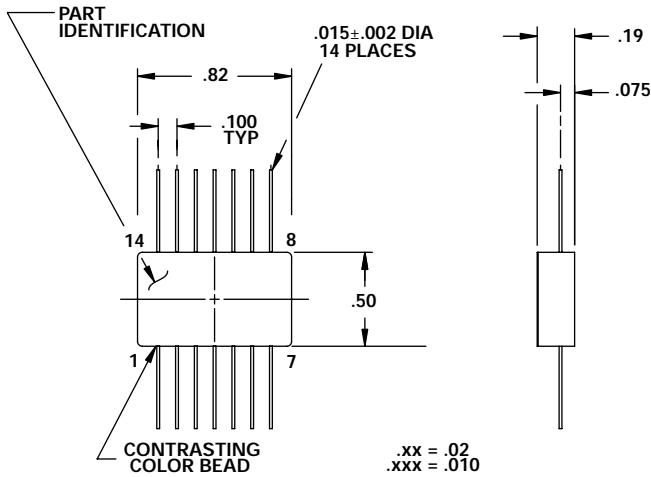
- 20 - 700 MHz
- 52 dB Linear Range
- $\pm 2$  dB Linearity
- 3 dB Insertion Loss
- 14 Pin Flat Pack
- See DA0098 For 14 Pin DIP Version



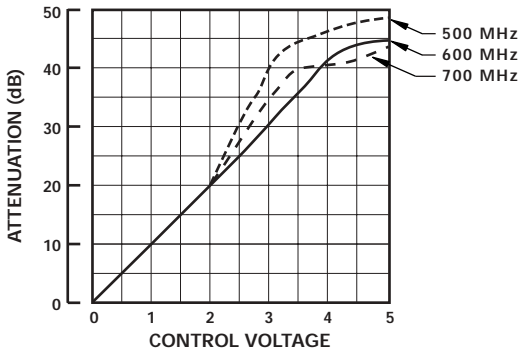
MODEL NO.  
DA0998

PIN Diode VCA

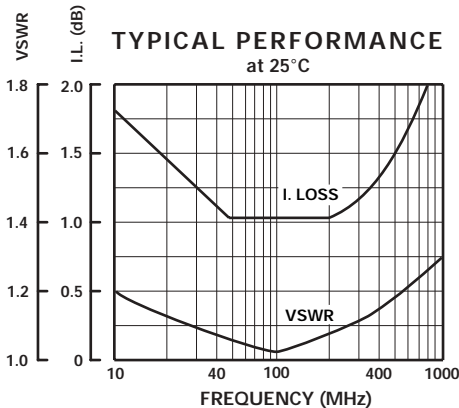
VCA



**TYPICAL PERFORMANCE**  
Attenuation vs Control Voltage  
at 25°C



**TYPICAL PERFORMANCE**  
at 25°C



## GUARANTEED PERFORMANCE

Parameter	Min	Typ	Max	Units	Conditions
Operating Frequency	20		700	MHz	
DC Current		42	65	mA	At +15 VDC Supply
		80	110	mA	At -15 VDC Supply
Control Current			1.0	mA	0 V Input is Thru +5 V Input is Max. Atten.
Insertion Loss		1.8	3.0	dB	
Attenuation	Range	40	52	dB	20 - 300 MHz
		28	42	dB	300 - 700 MHz
	Slope	10	14	dB/V	
	Linearity		$\pm 2$	dB	Best Straight Line Fit From IL +2 dB to Min. Range
VSWR		1.3/1	1.5/1		
Impedance		50		OHMS	
Slew Rate		6		dB/ $\mu$ s	
Intercept Points	2nd	+70		dBm	260 MHz / 140 MHz
	3rd	+45		dBm	130 MHz / 140 MHz
RF Power	Operate		+10	dBm	
	No Damage		+20	dBm	
Operating Temperature	-55	+25	+85	°C	TA