



DATA SHEET

SEMICONDUCTOR

DB101 THRU DB107

SINGLE PHASE 1.0 AMP BRIDGE RECTIFIERS



VOLTAGE RANGE 50 to 1000 Volts

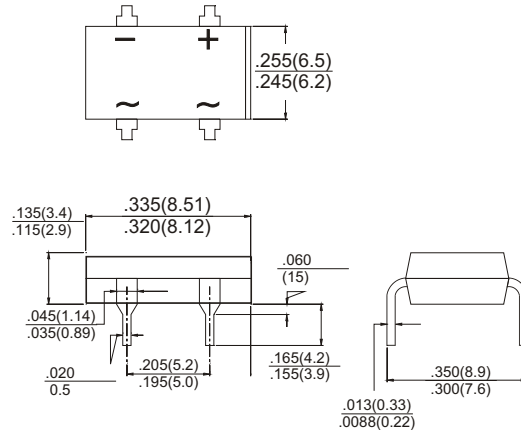
CURRENT 1.0 Ampere

DIP Unit: inch(mm)

Glass passivated type

FEATURES

- Ideal for printed circuit board
- Reliable low cost construction utilizing molded plastic technique
- High surge current capability
- Polarity: marked on body
- Mounting position: Any
- Weight: 0.412 grams
- High temperature soldering : 260°C / 10 seconds at terminals
- Pb free product at available : 99% Sn above meet RoHS environment substance directive request



MAXIMUM RATINGS AND ELECTRICAL CHARACTERISTICS

Rating 25 C ambient temperature unless otherwise specified.
 Single phase half wave, 60Hz, resistive or inductive load.
 For capacitive load, derate current by 20%.

TYPE NUMBER	DB101	DB102	DB103	DB104	DB105	DB106	DB107	UNITS
Maximum Recurrent Peak Reverse Voltage	50	100	200	400	600	800	1000	V
Maximum RMS Voltage	35	70	140	280	420	560	700	V
Maximum DC Blocking Voltage	50	100	200	400	600	800	1000	V
Maximum Average Forward Rectified Current .375"(9.5mm) Lead Length at Ta=40 C	1.0							A
Peak Forward Surge Current, 8.3 ms single half sine-wave superimposed on rated load (JEDEC method)	50							A
Maximum Forward Voltage Drop per Bridge Element at 1.0A D.C.	1.1							V
Maximum DC Reverse Current Ta=25 C at Rated DC Blocking Voltage Ta=125 C	10 500							UA uA
Operating Temperature Range, TJ	-55 to + 150							
Storage Temperature Range, TSTG	-55 to + 150							

DEVICE CHARACTERISTICS

DB101 THRU DB107

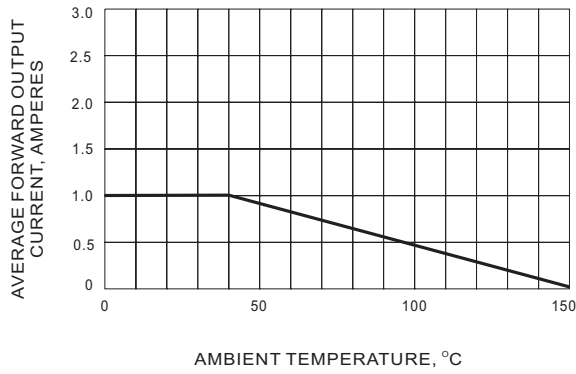


FIG.1 DERATING CURVE FOR OUTPUT RECTIFIED CURRENT

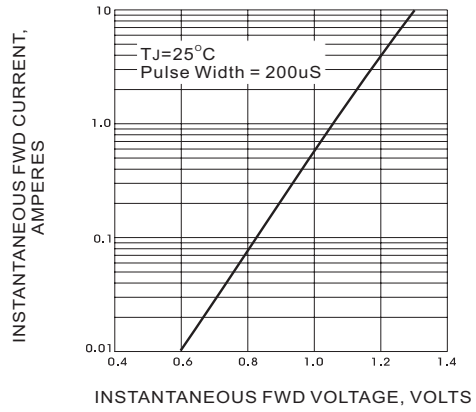


FIG.2 TYPICAL FORWARD CHARACTERISTICS

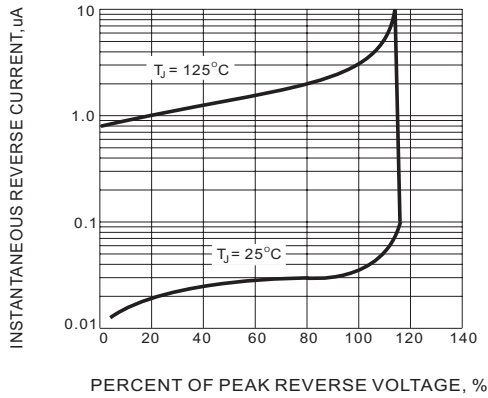


FIG.3 TYPICAL REVERSE CHARACTERISTICS

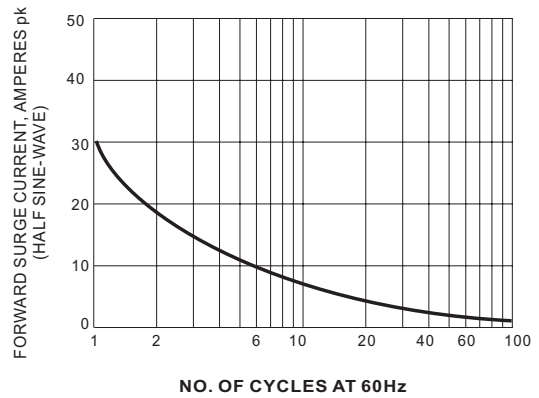


FIG.4 MAX NON-REPETITIVE SURGE CURRENT