

Bridge rectifiers

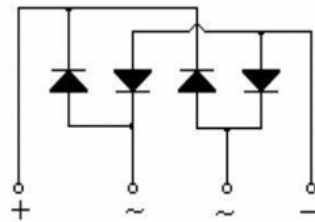
Feature

- . Plastic Package has Underwriters Laboratory Flammability Classification 94V-0
- . Glass passivated chip junctions
- . Surge overload rating of 30 Amperes peak
- . Ideal for printed circuit board

MECHANICAL DATA

- . Case: Molded plastic
- . Weight: 0.02 ounce,0.5 gram
- . High temperature soldering guaranteed :
260 /10seconds
- . We declare that the material of product compliance with RoHS requirements.

**DB102S Thru DB107S
DF01S Thru DF10S**



Circuit Diagram

Product Characteristic

Parameter Symbol	Symbol	DB102S	DB103S	DB104S	DB105S	DB106S	DB107S	Unit
		DF01S	DF02S	DF04S	DF06S	DF08S	DF10S	
Maximum repetitive voltage	V_{RM}	100	200	400	600	800	1000	V
Maximum DC reverse current at rated DC blocking voltage TA=25 TA=125	I_R	10 500						μA
Average rectified forward current 60Hz Sine wave Resistance load with heat sink Tc=100	I_o	1						A
Peak forward surge current 10ms single half sine-wave superimposed on rated load	I_{FSM}	50						A
Maximum instantaneous forward voltage at 1A	V_F	1.1						V
Operating junction temperature	T_J	125						
Storage temperature	T_{stg}	-40~150						

Characteristic Curves

Fig. 1 Derating Curve

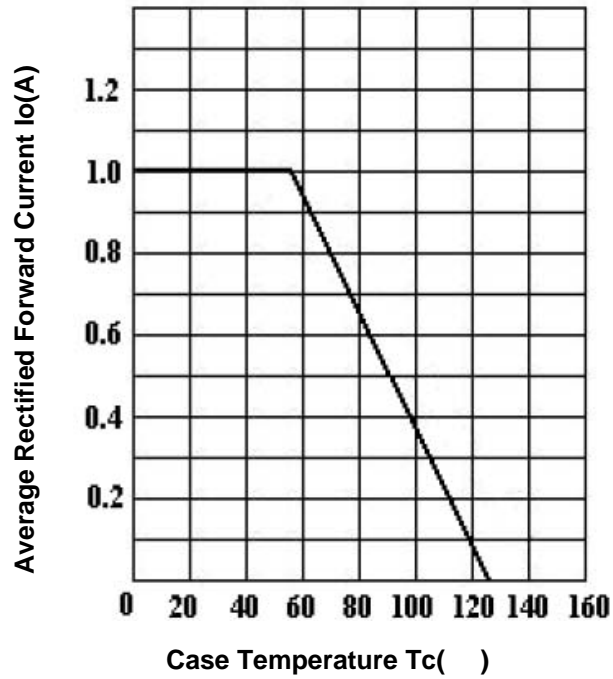


Fig.2 Typical Reverse Characteristics

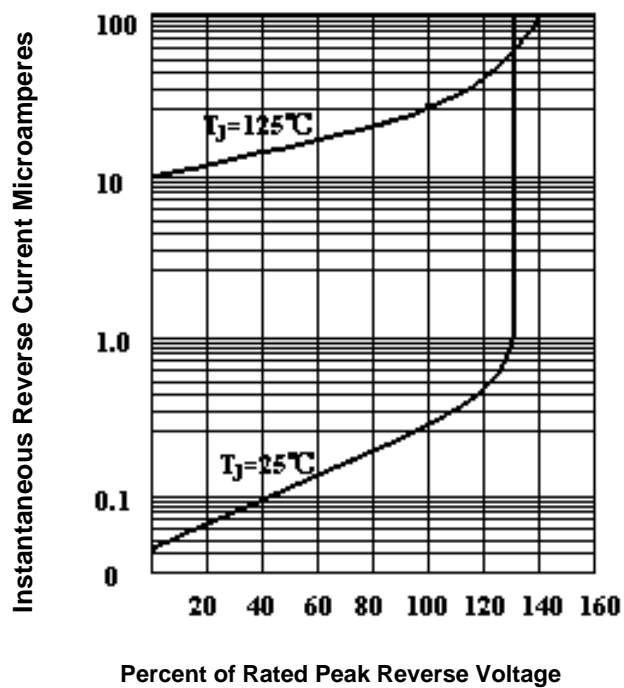


Fig.3 Peak Surge Forward capability

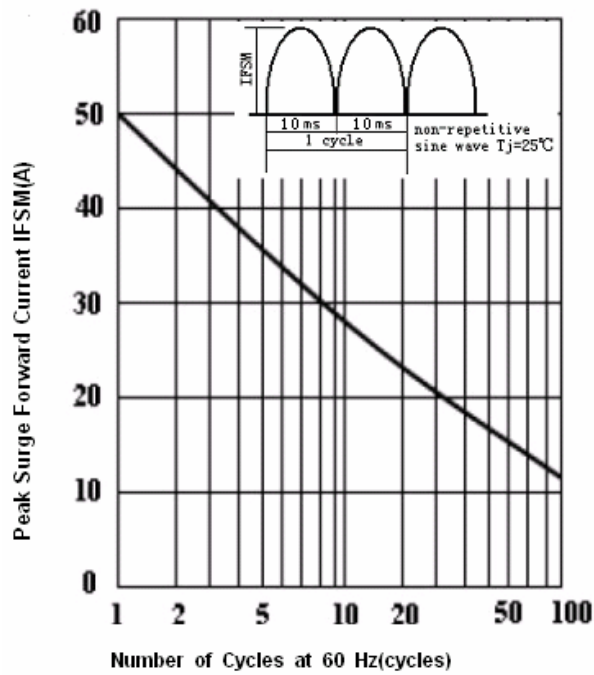
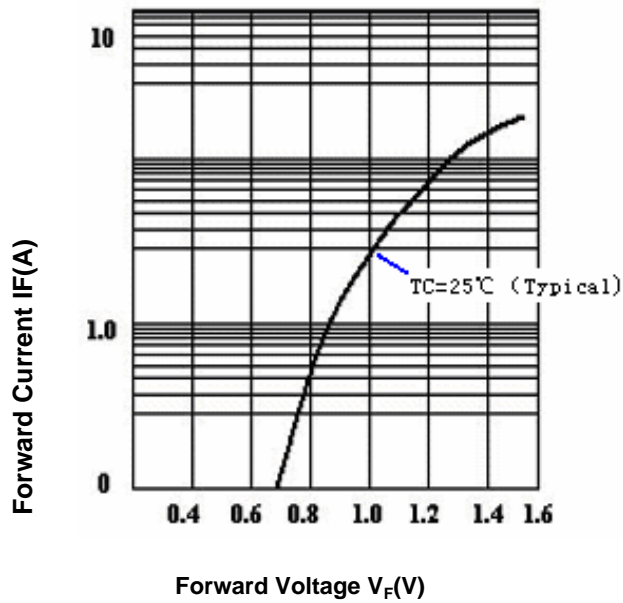
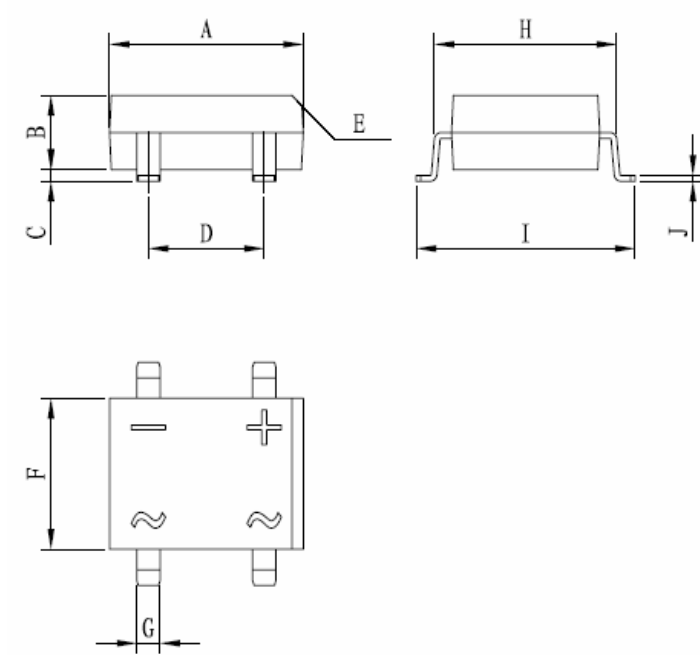


Fig.4 Forward Voltage



SHAPE AND DIMENSIONS



DIM	INCHES		MILLIMETERS	
	MIN	MAX	MIN	MAX
A	0.319	0.335	8.10	8.50
B	0.118	0.134	3.00	3.40
C	0.004	0.020	0.10	0.50
D	0.192	0.208	4.88	5.28
E	0.039*45°		1*45°	
F	0.244	0.260	6.20	6.60
G	0.032	0.048	0.82	1.22
H	0.303	0.327	7.70	8.30
I	0.386	0.402	9.80	10.20
J	0.008	0.012	0.20	0.30

- NOTES: 1. DIMENSIONING AND TOLERANCING PER ANSII Y14.5M, 1982.
2. CONTROLLING DIMENSION: mm.