



# DB101G thru DB104G

## Single Phase Glass Passivated Silicon Bridge Rectifier

$V_{RRM} = 50 \text{ V} - 400 \text{ V}$

$I_O = 1 \text{ A}$

### Features

- Ideal for printed circuit board
- Reliable low cost construction utilizing molded plastic technique
- High surge current capability
- Small size, simple installation
- Types from 50 V up to 400 V  $V_{RRM}$
- Not ESD Sensitive

### Mechanical Data

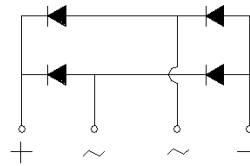
Case: Molded plastic

Terminals: Plated terminals, solderable per MIL-STD-202, Method 208

Polarity: Polarity symbols marked on the body

Mounting position: Any

DB Package



### Maximum ratings at $T_c = 25 \text{ }^\circ\text{C}$ , unless otherwise specified


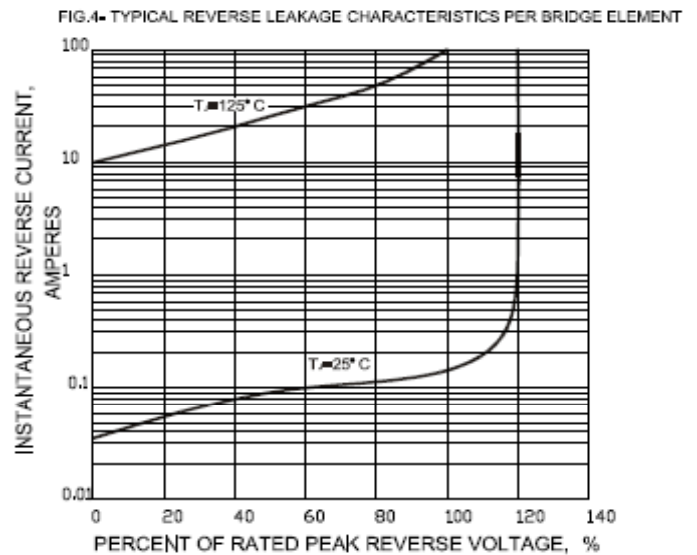
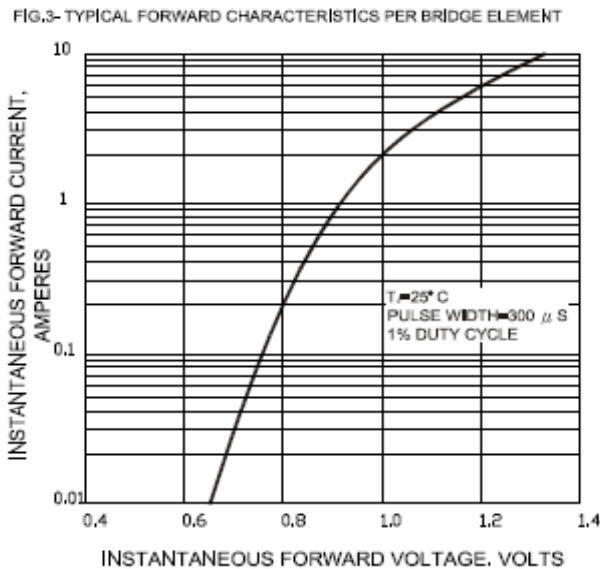
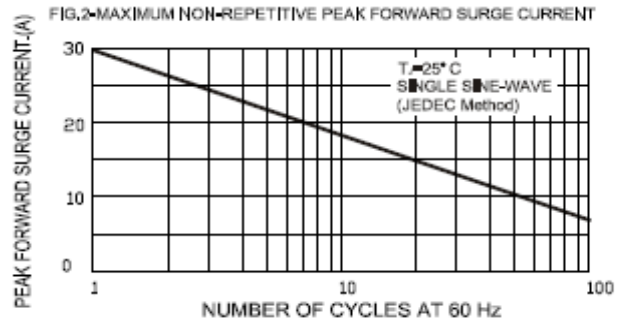
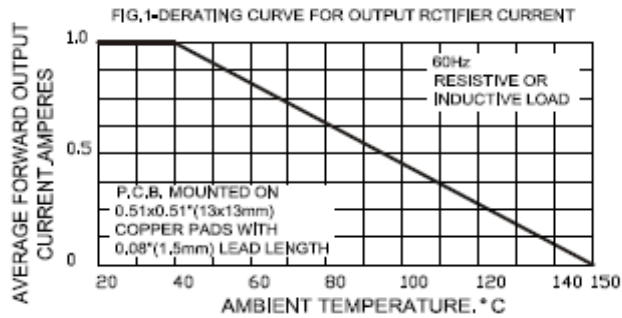
Parameter	Symbol	Conditions	DB101G	DB102G	DB103G	DB104G	Unit
Repetitive peak reverse voltage	$V_{RRM}$		50	100	200	400	V
RMS reverse voltage	$V_{RMS}$		35	70	140	280	V
DC blocking voltage	$V_{DC}$		50	100	200	400	V
Operating temperature	$T_j$		-55 to 150	-55 to 150	-55 to 150	-55 to 150	$^\circ\text{C}$
Storage temperature	$T_{stg}$		-55 to 150	-55 to 150	-55 to 150	-55 to 150	$^\circ\text{C}$

### Electrical characteristics at $T_c = 25 \text{ }^\circ\text{C}$ , unless otherwise specified

Single phase, half sine wave, 60 Hz, resistive or inductive load

For capacitive load derate current by 20%

Parameter	Symbol	Conditions	DB101G	DB102G	DB103G	DB104G	Unit
Maximum average forward rectified current	$I_O$	$T_a = 40 \text{ }^\circ\text{C}$	1.0	1.0	1.0	1.0	A
Peak forward surge current	$I_{FSM}$	$t_p = 8.3 \text{ ms}$ , half sine	30	30	30	30	A
Maximum instantaneous forward voltage drop	$V_F$	$I_F = 1.0 \text{ A}$	1.1	1.1	1.1	1.1	V
Maximum DC reverse current at rated DC blocking voltage	$I_R$	$T_a = 25 \text{ }^\circ\text{C}$ $T_a = 125 \text{ }^\circ\text{C}$	5 500	5 500	5 500	5 500	$\mu\text{A}$
Typical junction capacitance	$C_j$		25	25	25	25	pF
Typical thermal resistance	$R_{\theta JC}$		20	20	20	20	$^\circ\text{C/W}$



**Package dimensions and terminal configuration**

Product is marked with part number and terminal configuration.

