

FILTERED D CONNECTORS

- 9, 15, 25, or 37 way
- Turned Pin (Machined) Contact
- Gold Plated Contacts
- Metal Housing
- Current Rating - 5Amps
- Four standard capacitor values

SOLDER PIN RIGHT ANGLE



SPECIFICATION

Insulators: Polyester GF UL 94 V-0
Contacts: Copper alloy
Contact finish: Hard - Gold-plated over nickel, solder area
 Tin plated
Housing: Steel tin plated
Working voltage: 100 VDC
 Insulation Gr. A according to VDE 0110
Dielectric stand. voltage: 424V DC 707V DC
 Standard High voltage
Contact resistance: Max 10mΩ
Insulation resistance: ≥ 1GΩ@100 VDC
Current rating: 5,0 A (20°C)
Voltage surge 10/700 μ: 300V 500V
 Standard High voltage

Mating / Unmating forces: 9-pol. <30 15-pol. < 50
 25-pol. < 83 37-pol. < 123
 50-pol. < 167

Temperature range working: -25° to + 105°C

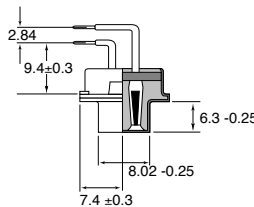
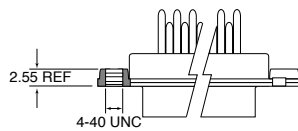
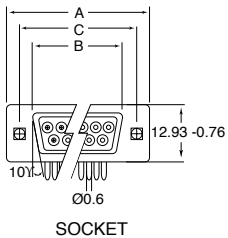
Humidity: 40° C / 85 %

Capacitor values: Typ A, 180 pF
 Typ B, 370 pF
 Typ D, 830 pF

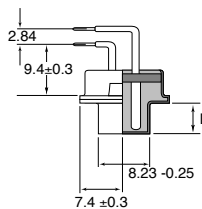
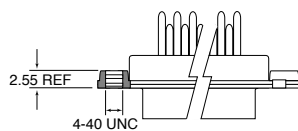
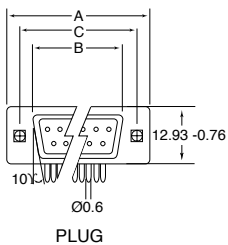
Quality class: Typ E. 1300 pF
 Quality class 3= 50 mating cycles
 Quality class 2= 200 mating cycles
 Quality class 1= 500 mating cycles

SECTION 11

OUTLINE DRAWING



No. of pos.	A -0.76	B -0.25	C
9	31.19	16.46	25.00 ^{+0.12} _{-0.13}
15	39.52	24.79	33.30 ^{+0.12} _{-0.13}
25	53.42	38.50	47.04 ± 0.13
37	69.70	54.96	63.50 ± 0.13



No. of pos.	A -0.76	B +0.25	C	D -0.30
9	31.19	16.79	25.00 ^{+0.12} _{-0.13}	6.12
15	39.52	25.12	33.30 ^{+0.12} _{-0.13}	6.12
25	53.42	38.84	47.04 ± 0.13	5.99
37	69.70	55.30	63.50 ± 0.13	5.99

ORDERING INFORMATION

DBC	FD	M	SR	09	E	3
Dubilier Connectors	Series	Connector Type	Contact Style	N° of Ways	Capacitor Value	Quality Class
	FD = Filtered D	M = Male(plug) F = Female(socket)	SR = Solder Right Angled	09 = 9ways 15 = 15ways 25 = 25ways 37 = 37ways	A = 144pF - 216pF B = 296pF - 444pF D = 664pF - 996pF E = 1040pF-1560pF	3 = class 3 2 = class 2 1 = class 1