

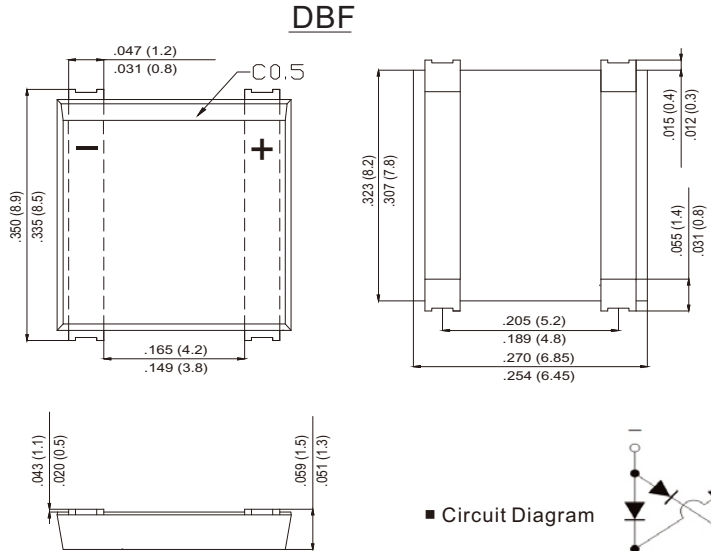
■ Features

- Glass passivated die construction
- Low leakage
- High current capability
- Ideal for printed circuit board
- Design for surface mount application
- Suffix "G" indicates Halogen free parts, ex DBF251G
- Plastic Material-UL Flammability 94V-0

■ Mechanical data

- Case : DBF, Molded plastic.
- Terminals : plated leads solderable per MIL-STD-202, Method 208.
- Polarity : as marked on case.
- Mounting position: Any.
- Marking: type number.

■ Outline



■ Maximum ratings and electrical characteristics

■ Dimensions in inches and (millimeters)

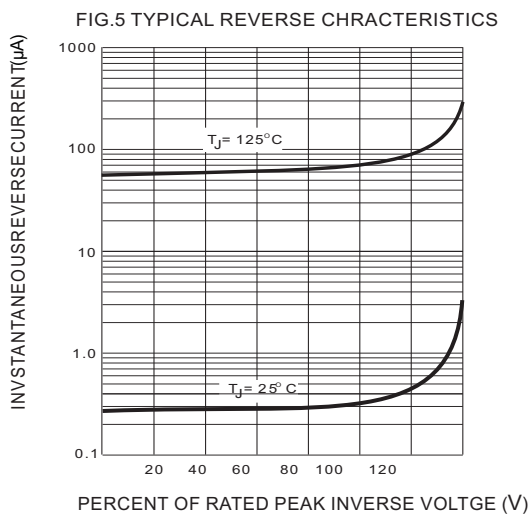
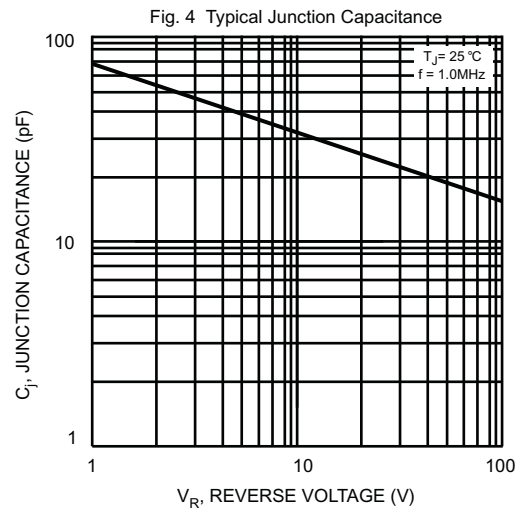
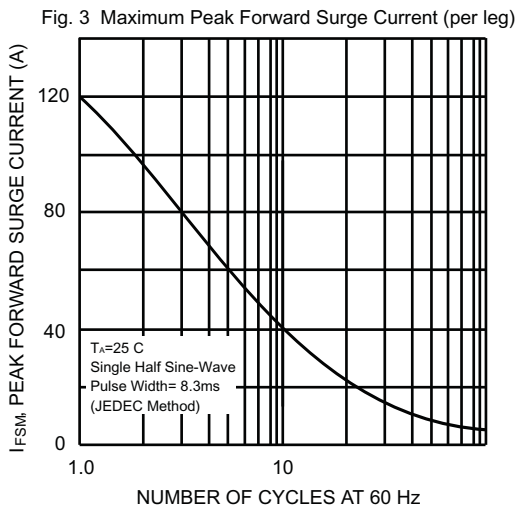
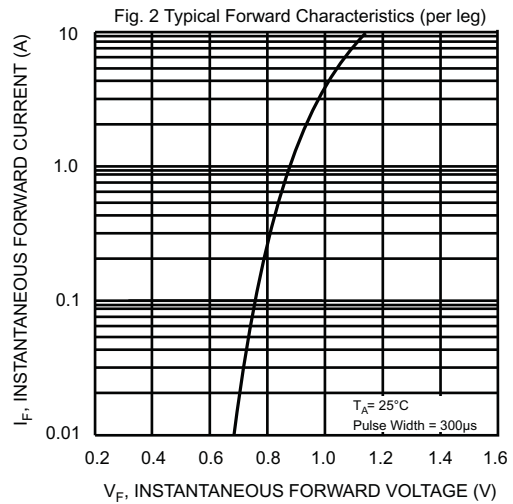
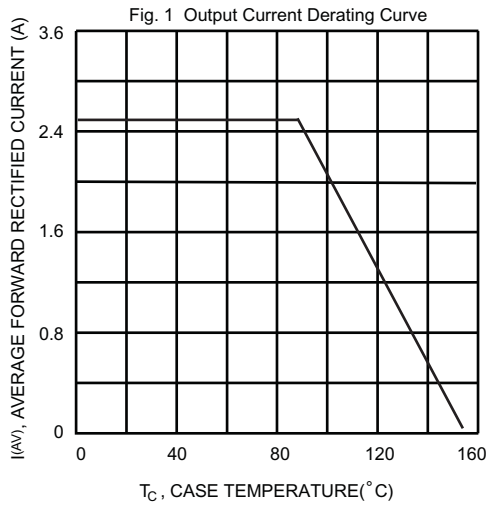
Rating at 25°C ambient temperature unless otherwise specified. Single phase, half wave, 60Hz, resistive or inductive load. For capacitive load, derate current by 20%

Parameter	Conditions	Symbol	Value	UNIT
Average rectified output current	T _c = 100°C (Note:1)	IF(AV)	2.5	A
Rating for fusing (t<8.3ms)		I ² t	59.76	A ² s
Non-Repetitive Peak Forward surge current	8.3ms single half sine-wave superimposed on rate load (JEDEC method)	I _{FSM}	120	A
Peak Reverse current at rated DC blocking voltage	T _A = 25°C	I _R	5	uA
	T _A = 125°C		200	
Typical Thermal resistance per leg		R _{BJA}	70	°C/W
		R _{BJC}	15	
Typical Junction Capacitance per leg(Note 2)		C _J	41	pF
Operating and Storage temperature Range		T _J , T _{STG}	-55 to +150	°C

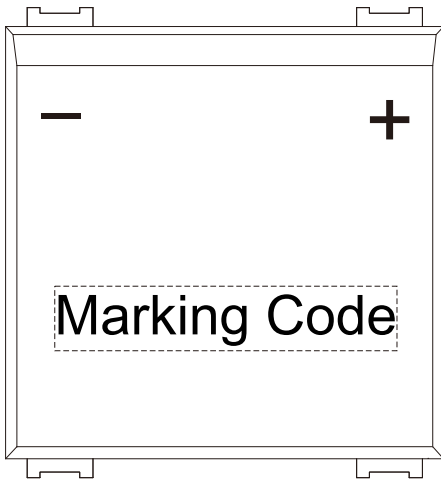
Symbol	Max. repetitive peak reverse voltage V _{RRM} (V)	Max. Working peak reverse voltage V _{RWM} (V)	Max. DC blocking voltage V _{DC} (V)	Max. RMS voltage V _{RMS} (V)	forward voltage per element @IF=2.5A V _{FM} (V)
DBF251	100	100	100	70	1.0
DBF252	200	200	200	140	
DBF254	400	400	400	280	
DBF256	600	600	600	420	
DBF258	800	800	800	560	
DBF2510	1000	1000	1000	700	

Note: 1. Mounted on glass epoxy PC board with 1.3mm² solder pad.
 Note: 2. Measured at 1.0 MHz and applied reverse voltage of 4.0V DC.

Rating and characteristic curves



■ Marking Information



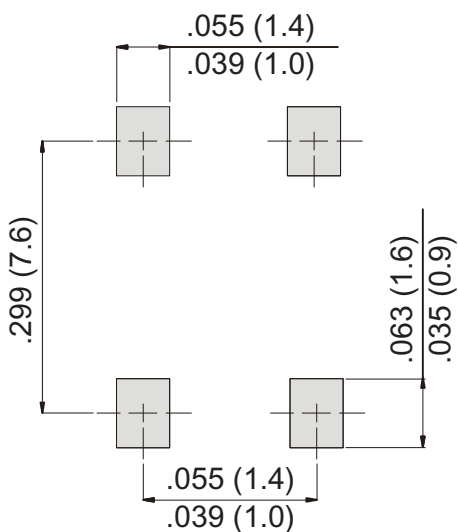
	Part number	Marking Code
Halogen	DBF251	DBF251
	DBF252	DBF252
	DBF254	DBF254
	DBF256	DBF256
	DBF258	DBF258
	DBF2510	DBF2510
Halogen free	DBF251G	DBF251H
	DBF252G	DBF252H
	DBF254G	DBF254H
	DBF256G	DBF256H
	DBF258G	DBF258H
	DBF2510G	DBF2510H

■ Ordering/Packing information

Part number		Case	Q'TY/Reel (PCS)	Q'TY/Box (PCS)	Q'TY/Carton (PCS)
Halogen	DBF251	DBF	3,000	6,000	48,000
Halogen free	DBF251G				

Notes : 1. For packaging details please reference our website at <http://www.citcorp.com.tw/tchinese/products/index.php>

■ DBF foot print



Dimensions in inches and (millimeters)

- CITC reserves the right to make changes to this document and its products and specifications at any time without notice.
- Customers should obtain and confirm the latest product information and specifications before final design, purchase or use.
- CITC makes no warranty, representation or guarantee regarding the suitability of its products for any particular purpose, nor does CITC assume any liability for application assistance or customer product design.
- CITC does not warrant or accept any liability with products which are purchased or used for any unintended or unauthorized application.
- No license is granted by implication or otherwise under any intellectual property rights of CITC.
- CITC products are not authorized for use as critical components in life support devices or systems without express written approval of CITC.