

INFRARED LASER DIODE



DL-7140-201P

Ver.2 Jun. 2002

Features

- Wavelength : 783 nm (Typ.)
- Low threshold current : $I_{th} = 40$ mA (Typ.)
- High operating temperature : 200mW(Pulse)
- Small package : $\phi 5.6$ mm

Applications

- Optical disc system (CD-R)

Usage condition

CW:<90mW Pulse:<200mW(peak power)

Absolute Maximum Ratings

($T_c=25^\circ\text{C}$)

Parameter		Symbol	Ratings	Unit
Light Output	CW	P_o (CW)	90	mW
	Pulse ¹⁾	P_o (pulse)	200	
Reverse Voltage (LD)		V_R	2	V
Operating Temperature	CW ²⁾	T_{opr}	-10 to +60	$^\circ\text{C}$
	Pulse ^{1) 2)}	T_{opr}	-10 to +70	
Storage Temperature		T_{stg}	-40 to +85	$^\circ\text{C}$

1) Pulse Width 0.1 μ s, Duty 50%, Peak power

2) Case temperature

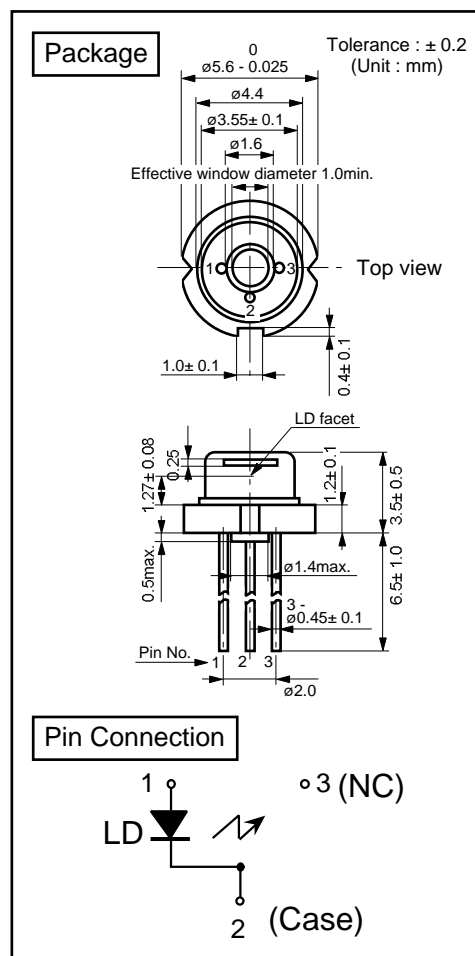
Electrical and Optical Characteristics 3) 4) 5) 7)

Parameter		Symbol	Condition	Min.	Typ.	Max.	Unit
Threshold Current		I_{th}	CW	25	40	60	mA
Operating Current	$T_c=25^\circ\text{C}$	I_{op}	$P_o=70\text{mW}$	80	110	140	mA
Lasing Wavelength		L_p	$P_o=70\text{mW}$	778	783	788	nm
Beam Divergence ⁶⁾	Perpendicular	Q_v	$P_o=70\text{mW}$	14	16	18	$^\circ$
	Parallel	Q_h	$P_o=70\text{mW}$	7.5	8.5	9.0	$^\circ$
Off Axis Angle	Perpendicular	dQ_v	$P_o=70\text{mW}$	-	-	± 2.0	$^\circ$
	Parallel	dQ_h	$P_o=70\text{mW}$	-	-	± 1.5	$^\circ$
Differential Efficiency		dP_o/dI_{op}	$P_o=70\text{mW}$	0.8	1.1	1.3	mW/mA
Astigmatism		A_s	$P_o=70\text{mW}$	-	-	5	μm

3) Initial values. 4) All the above values are evaluated with Tottori sanyo's measuring apparatus.

5) Reference values. 6) Full angle at half maximum. 7) Measured at CW.

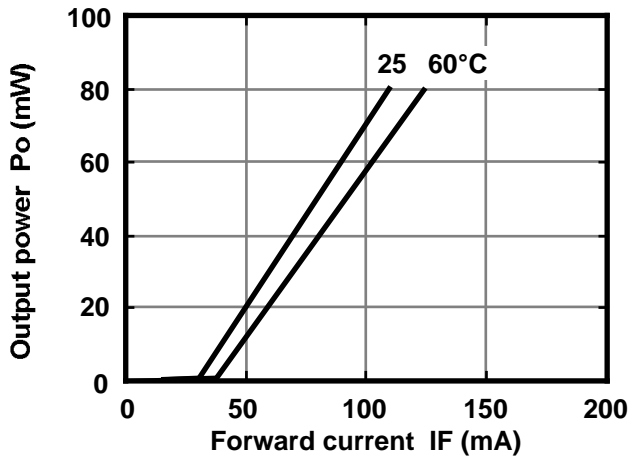
Note : The above product specification are subject to change without notice.



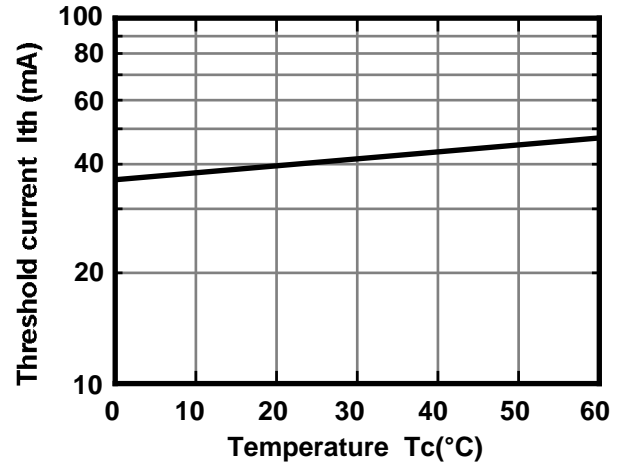
($T_c=25^\circ\text{C}$)

Characteristics

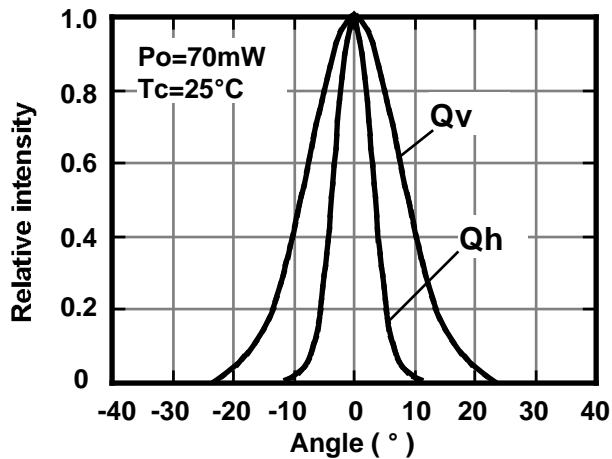
Output power vs. Forward current



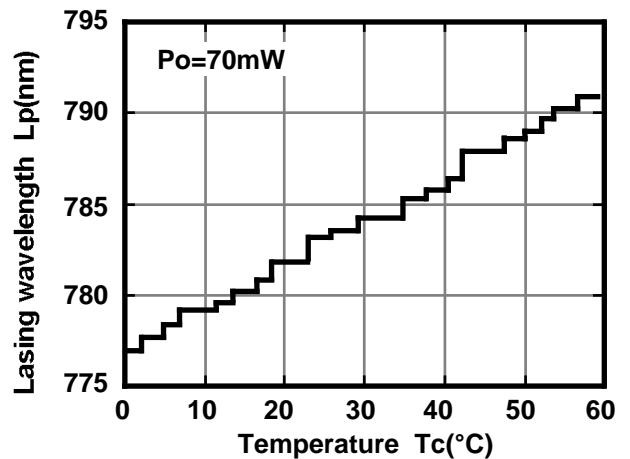
Threshold current vs. Temperature



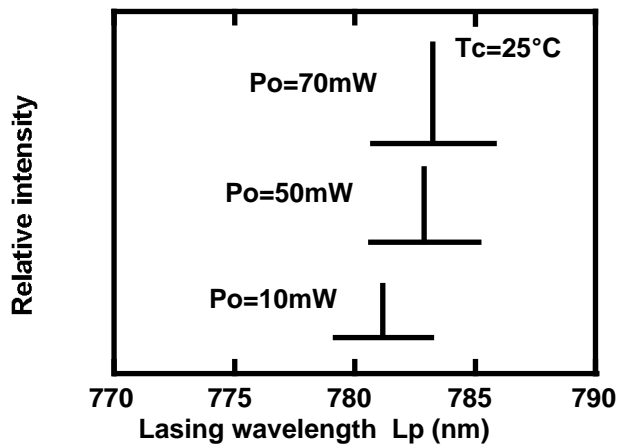
Beam divergence



Lasing wavelength vs. Temperature



Output power vs. Lasing wavelength



This is typical data and it may not represent all products.