

SANYO

No.2794

DSM10

Silicon Diffused Junction Type

1.0A Power Rectifier

Features

- Meets the requirements for automatic mounter and permits DSM10-applied sets to be made smaller
- Peak reverse voltage : $V_{RM} = -200$ to $-600V$
- Average rectified current : $I_O = 1.0A$

Absolute Maximum Ratings at $T_a = 25^\circ C$

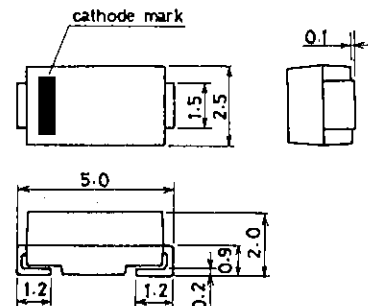
		DSM10C	DSM10E	DSM10G	unit
Peak Reverse Voltage	V_{RM}	-200	-400	-600	V
Average Rectified Current I_O	50Hz sine wave, mounted on alumina board	→	→	1.0	A
Surge Forward Current	I_{FSM} { 50Hz sine wave, non-repetitive, 1 cycle peak value	Load resistor, mounted on PCB	→	→	0.75 A
			→	→	25 A
Junction Temperature	T_j	→	→	150	$^\circ C$
Storage Temperature	T_{stg}	→	→	-55 to +150	$^\circ C$

Electrical Characteristics at $T_a = 25^\circ C$

			min	typ	max	unit
Forward Voltage	V_F	$I_F = 1A$			1.1	V
Reverse Current	I_R	$V_R = V_{RM}$			-10	μA
Thermal Resistance	θ_{j-l}	Junction-Lead			23	$^\circ C/W$
	θ_{j-a}	Junction-Ambient	Mounted on alumina board		108	$^\circ C/W$
			Mounted on PCB		157	$^\circ C/W$

Package Dimensions 1188

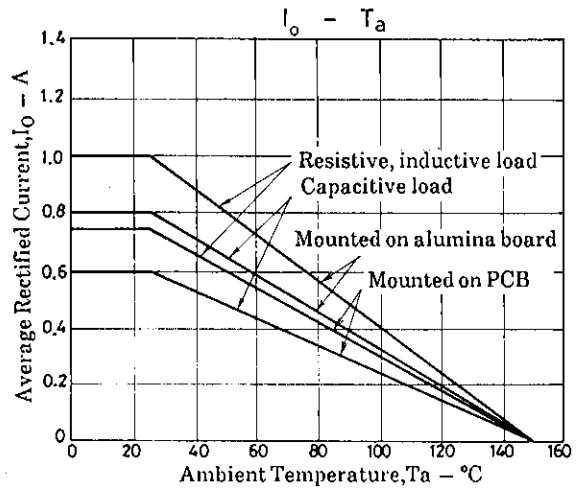
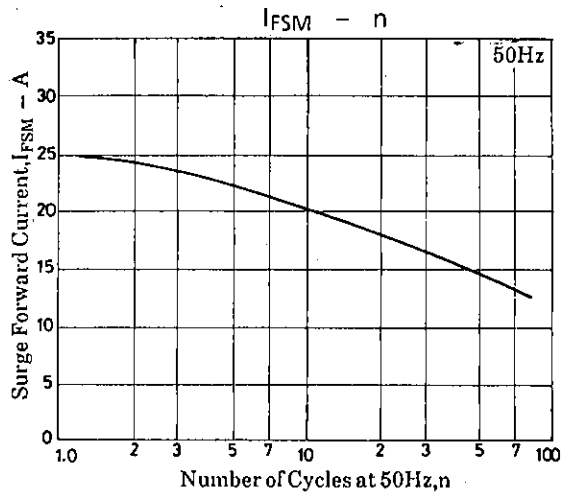
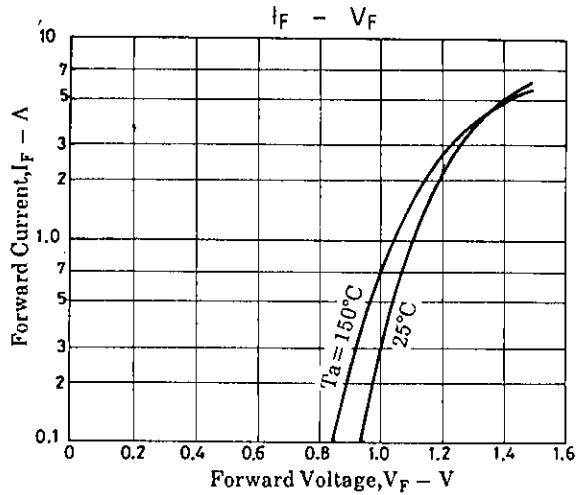
(unit: mm)



SANYO Electric Co., Ltd. Semiconductor Business Headquarters

TOKYO OFFICE Tokyo Bldg., 1-10, 1 Chome, Ueno, Taito-ku, TOKYO, 110 JAPAN

DSM10



- No products described or contained herein are intended for use in surgical implants, life-support systems, aerospace equipment, nuclear power control systems, vehicles, disaster/crime-prevention equipment and the like, the failure of which may directly or indirectly cause injury, death or property loss.
- Anyone purchasing any products described or contained herein for an above-mentioned use shall:
 - ① Accept full responsibility and indemnify and defend SANYO ELECTRIC CO., LTD., its affiliates, subsidiaries and distributors and all their officers and employees, jointly and severally, against any and all claims and litigation and all damages, cost and expenses associated with such use.
 - ② Not impose any responsibility for any fault or negligence which may be cited in any such claim or litigation on SANYO ELECTRIC CO., LTD., its affiliates, subsidiaries and distributors or any of their officers and employees jointly or severally.
- Information (including circuit diagrams and circuit parameters) herein is for example only; it is not guaranteed for volume production. SANYO believes information herein is accurate and reliable, but no guarantees are made or implied regarding its use or any infringements of intellectual property rights or other rights of third parties.