



DATA SHEET

ED602CS~ED606CS

SUPERFAST RECOVERY RECTIFIERS

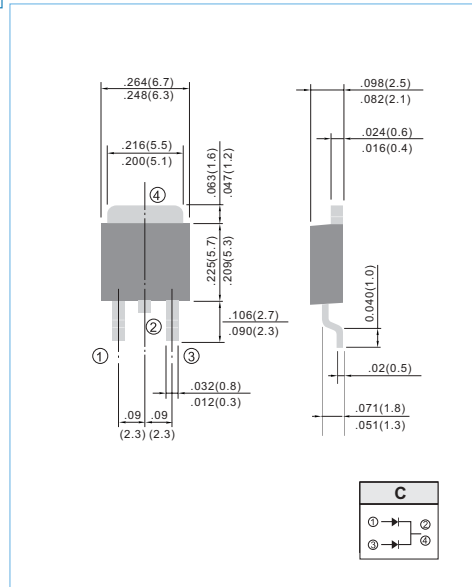
VOLTAGE 200 to 600 Volts **CURRENT** 6.0 Amperes

TO-252 / DPAK

Unit : inch (mm)

FEATURES

- Superfast recovery times-epitaxial construction.
- Low forward voltage, high current capability.
- Exceeds environmental standards of MIL-S-19500/228.
- Hermetically sealed.
- Low leakage.
- High surge capability.
- Plastic package has Underwriters Laboratories Flammability Classification 94V-O utilizing Flame Retardant Epoxy Molding Compound.
- Pb free product are available : 99% Sn above can meet Rohs environment substance directive request



MECHANICAL DATA

Case: Molded plastic, TO-252

Terminals: Axial leads, solderable to MIL-STD-202G, Method 208

Polarity: As marking

Weight: 0.015 ounces, 0.4grams.

MAXIMUM RATINGS AND ELECTRICAL CHARACTERISTICS

Ratings at 25°C ambient temperature unless otherwise specified. Resistive or inductive load, 60Hz.

PARAMETER	SYMBOL	ED602CS	ED603CS	ED604CS	ED606CS	UNITS
Maximum Recurrent Peak Reverse Voltage	V_{RRM}	200	300	400	600	V
Maximum RMS Voltage	V_{RMS}	140	210	280	420	V
Maximum DC Blocking Voltage	V_{DC}	200	300	400	600	V
Maximum Average Forward Current .375" (9.5mm) lead length at $T_C=75^{\circ}C$	I_{AV}	6.0				A
Peak Forward Surge Current, 8.3ms single half sine-wave superimposed on rated load (JEDEC method)	I_{FSM}	75				A
Maximum Forward Voltage at 3.0A (Note 1)	V_F	0.95	1.3	1.7		V
Maximum DC Reverse Current $T_A=25^{\circ}C$ at Rated DC Blocking Voltage $T_A=100^{\circ}C$	I_R	5.0 50				μA
Maximum Reverse Recovery Time (Note 2)	T_{RR}	35				ns
Maximum thermal Resistance (Note 3)	$R_{\theta JC}$	9.0				$^{\circ}C / W$
Operating Junction and Storage Temperature Range	T_J, T_{STG}	-50 TO +150				$^{\circ}C$

NOTES:

1. Pulse Test with PW=300 usec, 2% Duty Cycle.
2. Reverse Recovery Tset Conditions: $I_F=0.5A, I_R=1.0A, I_{rr}=0.25A$
3. Mounted on P.C. Board with 14mm² (.013mm thick) copper pad areas.



RATING AND CHARACTERISTIC CURVES

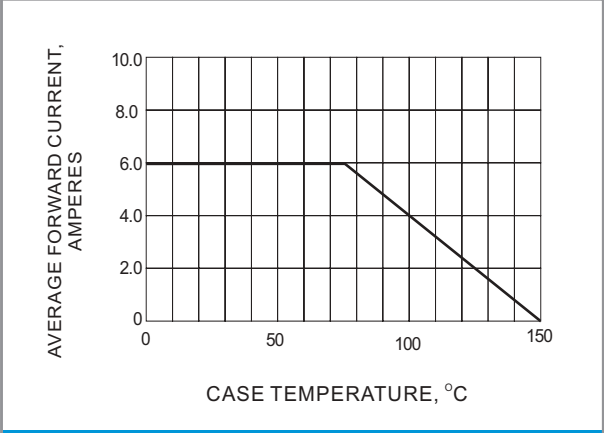


Fig.1- FORWARD CURRENT DERATING CURVE

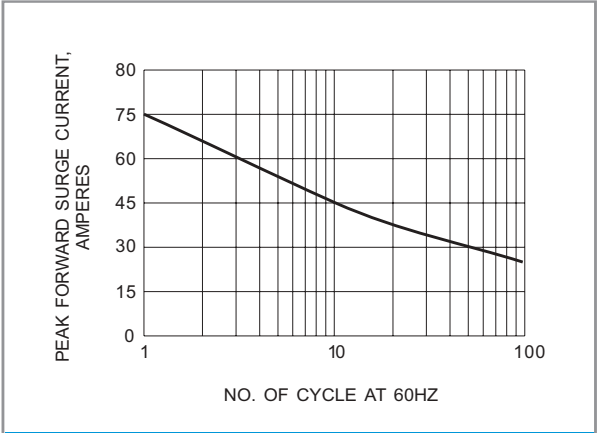


Fig.2- MAXIMUM NON-REPETITIVE SURGE CURRENT

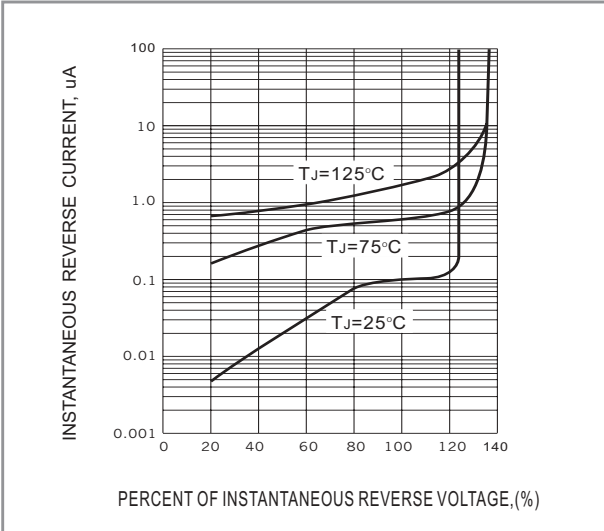


Fig.3- TYPICAL REVERSE CHARACTERISTICS

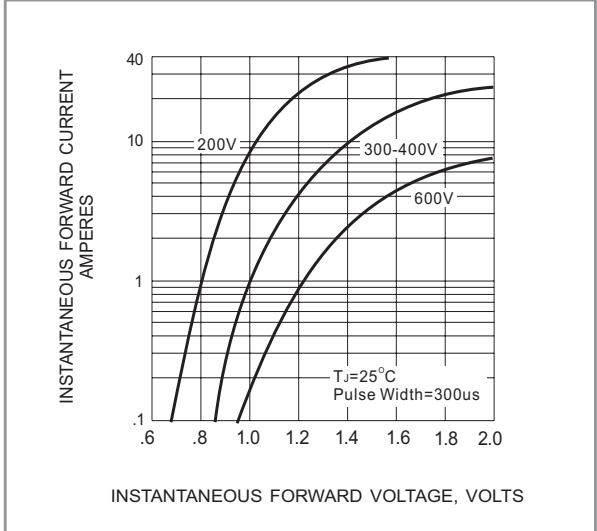


Fig.4- TYPICAL INSTANTANEOUS FORWARD CHARACTERISTICS