

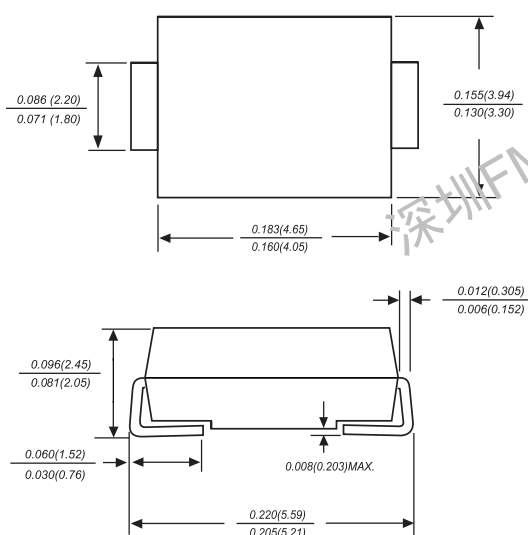
SURFACE MOUNT SUPER FAST RECTIFIER

ES3A THRU ES3J

Reverse Voltage - 50 to 600 Volts Forward Current - 3.0 Amperes

Formosa MS

SMB /DO-214AA



Dimensions in inches and (millimeters)

FEATURES

- ◆ The plastic package carries Underwriters Laboratory Flammability Classification 94V-0
- ◆ For surface mounted applications
- ◆ Super fast switching for high efficiency
- ◆ Low reverse leakage
- ◆ Built-in strain relief, ideal for automated placement
- ◆ High forward surge current capability
- ◆ High temperature soldering guaranteed: 250°C/10 seconds at terminals

MECHANICAL DATA

Case: JEDEC DO-214AA molded plastic body
Terminals: Solder plated, solderable per MIL-STD-750, Method 2026
Polarity: Color band denotes cathode end
Mounting Position: Any
Weight: 0.005 ounce, 0.138 grams

MAXIMUM RATINGS AND ELECTRICAL CHARACTERISTICS

Ratings at 25°C ambient temperature unless otherwise specified.
 Single phase half-wave 60Hz, resistive or inductive load, for capacitive load current derate by 20%.

	SYMBOLS	ES3A	ES3B	ES3C	ES3D	ES3E	ES3G	ES3J	UNITS
Maximum repetitive peak reverse voltage	V_{RRM}	50	100	150	200	300	400	600	VOLTS
Maximum RMS voltage	V_{RMS}	35	70	105	140	210	280	420	VOLTS
Maximum DC blocking voltage	V_{DC}	50	100	150	200	300	400	600	VOLTS
Maximum average forward rectified current at $T_L=55^\circ C$	$I_{(AV)}$	3.0							Amps
Peak forward surge current 8.3ms single half sine-wave superimposed on rated load (JEDEC Method)	I_{FSM}	100.0							Amps
Maximum instantaneous forward voltage at 3.0A	V_F	0.95				1.25		1.7	Volts
Maximum DC reverse current $T_A=25^\circ C$ at rated DC blocking voltage $T_A=100^\circ C$	I_R	5.0 50.0							μA
Maximum reverse recovery time (NOTE 1)	t_{rr}	35							ns
Typical junction capacitance (NOTE 2)	C_J	130.0							pF
Typical thermal resistance (NOTE 3)	R_{qJA}	40.0							$^\circ C/W$
Operating junction and storage temperature range	T_J, T_{STG}	-65 to +150							$^\circ C$

Note: 1. Reverse recovery condition $I_F=0.5A, I_R=1.0A, I_{rr}=0.25A$
 2. Measured at 1MHz and applied reverse voltage of 4.0V D.C.
 3. P.C.B. mounted with 0.4x0.4" (10x10mm) copper pad areas

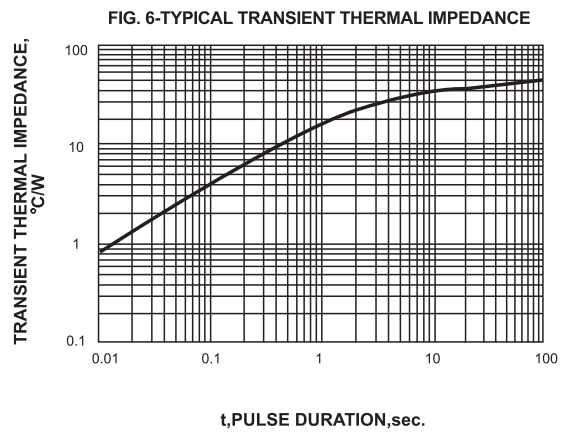
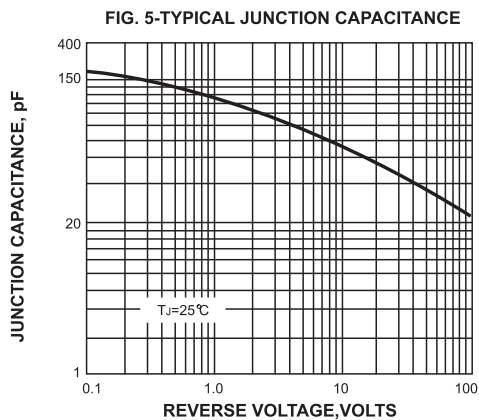
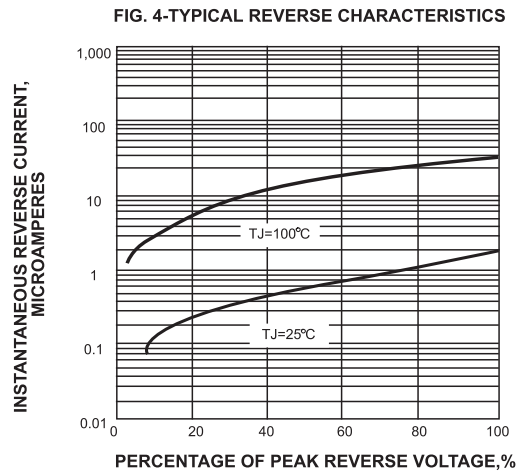
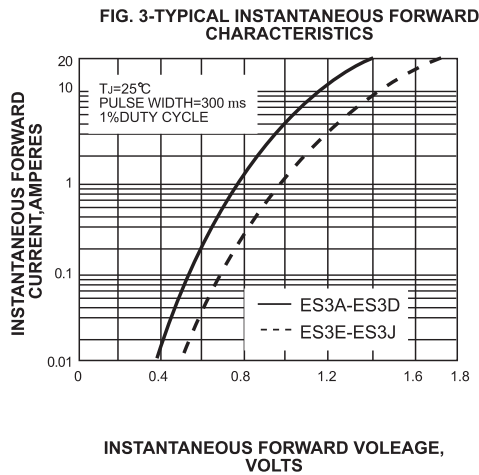
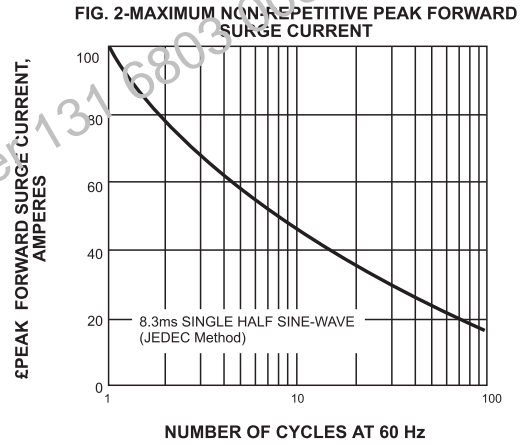
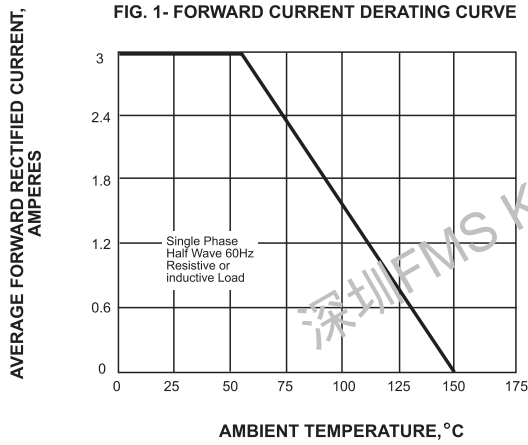


<http://www.formosams.com/>
 TEL: 886-2-22696661
 FAX: 886-2-22696141

Document ID	Issued Date	Revised Date	Revision	Page.
DS-222645	2008/02/10	2010/03/10	B	2

SURFACE MOUNT SUPER FAST RECTIFIER
RATINGS AND CHARACTERISTIC CURVES ES3A THRU ES3J

Formosa MS



Document ID	Issued Date	Revised Date	Revision	Page.
DS-222645	2008/02/10	2010/03/10	B	2