

Solid / Split Cores for Flat Cables

[RoHS Compliant]



●ESD-FPL Series

Model	Dimensions (mm)					Applicable cable	shape	Remarks
	a	b	c	d	e			
ESD-FPL-14.5-3	14.5	11.0	2.75	3.0	0.80	FPC • FFC	Fig.3	Thin type
ESD-FPL-14.5-5	14.5	11.0	2.75	5.0	0.80	FPC • FFC	Fig.3	Thin type
ESD-FPL-14.5-8	14.5	11.0	2.75	8.0	0.80	FPC • FFC	Fig.3	Thin type
ESD-FPL-14.5-10	14.5	11.0	2.75	10.0	0.80	FPC • FFC	Fig.3	Thin type
ESD-FPL-16-12	16.0	11.5	4.50	12.0	0.85	8 core	Fig.3	
ESD-FPL-18-6	18.0	14.0	5.00	6.0	1.00	FPC • FFC	Fig.3	
ESD-FPL-18-8	18.0	14.0	5.00	8.0	1.00	10 core	Fig.3	
ESD-FPL-18-12	18.0	14.0	5.00	12.0	1.00	FPC • FFC	Fig.3	
ESD-FPL-18.7-3	18.7	15.0	2.75	3.0	0.70	FPC • FFC	Fig.3	Thin type
ESD-FPL-18.7-7	18.7	15.0	2.75	7.0	0.70	FPC • FFC	Fig.3	Thin type
ESD-FPL-18.7-10	18.7	15.0	2.75	10.0	0.70	FPC • FFC	Fig.3	Thin type
ESD-FPL-18.7-12	18.7	15.0	2.75	12.0	0.70	FPC • FFC	Fig.3	Thin type
ESD-FPL-21-8	21.0	17.0	5.00	8.0	0.80	FPC • FFC	Fig.3	
ESD-FPL-21.5-8	21.5	16.5	6.50	8.0	1.30	12 core	Fig.3	
ESD-FPL-23.8-7	23.8	18.8	6.30	7.0	1.10	12 core	Fig.3	
ESD-FPL-13	23.8	18.8	6.30	15.0	1.10	13 core	Fig.3	
ESD-FPL-24-8	24.0	19.0	6.50	8.0	1.30	14 core	Fig.3	
ESD-FPL-24.5-6	24.5	20.0	4.50	6.0	0.90	FPC • FFC	Fig.3	
ESD-FPL-24.5-8	24.5	20.0	4.50	8.0	0.90	FPC • FFC	Fig.3	
ESD-FPL-25-12	25.0	21.0	5.00	12.0	0.85	16 core	Fig.3	
ESD-FPL-27-8	27.0	22.0	6.50	8.0	1.30	16 core	Fig.3	
ESD-FPL-7	28.0	23.5	7.70	7.0	1.50	16 core	Fig.2	
ESD-FPL-15	28.0	23.5	7.70	14.6	1.50	16 core	Fig.2	
ESD-FPL-28-10	28.0	24.0	5.00	10.0	0.80	FPC • FFC	Fig.3	
ESD-FPL-31-9	31.0	27.0	5.00	9.0	0.55	FPC	Fig.3	Minimal gap type
ESD-FPL-31-12	31.0	27.0	5.00	12.0	0.55	FPC	Fig.3	Minimal gap type
ESD-FPL-32-8	32.0	28.0	5.00	8.0	0.80	FPC • FFC	Fig.3	
ESD-FPL-32-12	32.0	28.0	5.00	12.0	0.80	FPC • FFC	Fig.3	
ESD-FPL-20-12	33.2	27.0	8.00	12.0	1.50	20 core	Fig.3	
ESD-FPL-20-15	33.2	27.0	8.00	15.0	1.50	20 core	Fig.3	
ESD-FPL-33.5-8	33.5	27.5	6.50	8.0	1.30	20 core	Fig.3	
ESD-FPL-33.5-10	33.5	27.5	6.50	10.0	1.30	20 core	Fig.3	
ESD-FPL-33.5-12	33.5	27.5	6.50	12.0	1.30	20 core	Fig.3	
ESD-FPL-34-15	34.0	30.0	6.00	15.0	0.80	FPC • FFC	Fig.3	
ESD-FPL-35-5	35.0	30.0	8.00	5.0	1.30	22 core	Fig.3	
ESD-FPL-35-8	35.0	30.0	8.00	8.0	1.30	22 core	Fig.3	
ESD-FPL-16	37.0	25.4	12.00	12.7	1.90	16 core	Fig.1	
ESD-FPL-38-12	38.0	34.0	5.00	12.0	0.80	FPC • FFC	Fig.3	
ESD-FPL-38.5-8	38.5	35.0	4.00	8.0	0.80	FPC • FFC	Fig.3	
ESD-FPL-38.5-12	38.5	35.0	4.00	12.0	0.80	FPC • FFC	Fig.3	
ESD-FPL-40-10	40.0	34.8	6.50	10.0	1.30	26 core	Fig.3	
ESD-FPL-40-12	40.0	34.8	6.50	12.0	1.30	26 core	Fig.3	
ESD-FPL-40-15	40.0	34.8	6.50	15.0	1.30	26 core	Fig.3	
ESD-FPL-26	41.2	35.0	7.70	15.0	1.50	26 core	Fig.3	
ESD-FPL-45.2-8	45.2	40.0	6.50	8.0	1.30	30 core	Fig.3	
ESD-FPL-45-12	45.2	40.0	6.50	12.0	1.50	30 core	Fig.3	
ESD-FPL-49.6-12	49.6	44.5	6.50	12.0	1.30	32 core	Fig.3	
ESD-FPL-57.6-12	57.6	52.0	6.50	12.0	1.30	40 core	Fig.3	
ESD-FPL-34	60.0	48.5	12.00	12.7	2.20	34 core	Fig.1	
ESD-FPL-50	80.0	68.6	12.00	12.7	1.90	50 core	Fig.1	

※Other sizes available. Please contact NEC TOKIN.

EMI Core



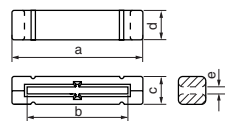
- All specifications in this catalog and production status of products are subject to change without notice. Prior to the purchase, please contact NEC TOKIN for updated product data.
- Please request for a specification sheet for detailed product data prior to the purchase.
- Before using the product in this catalog, please read "Precautions" and other safety precautions listed in the printed version catalog.

●ESD-FPD Series

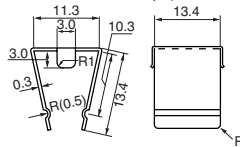
Model	Dimensions (mm)					Applicable cable	Remarks
	a	b	c	d	e		
ESD-FPD-16	37.0	25.4	10.0	12.7	2.6	16 core	Stainless steel clamp
ESD-FPD-16-1	37.0	25.4	10.0	12.7	2.6	16 core	Nylon clamp
ESD-FPD-34	60.0	48.3	10.0	12.7	2.0	34 core	Stainless steel clamp
ESD-FPD-34-1	60.0	48.3	10.0	12.7	2.0	34 core	Nylon clamp
ESD-FPD-40	68.0	56.0	10.0	12.7	2.0	40 core	Stainless steel clamp
ESD-FPD-40-1	68.0	56.0	10.0	12.7	2.0	40 core	Nylon clamp
ESD-FPD-50	80.0	68.6	10.0	12.7	2.0	50 core	Stainless steel clamp
ESD-FPD-50-1	80.0	68.6	10.0	12.7	2.0	50 core	Nylon clamp

Shape and Dimensions

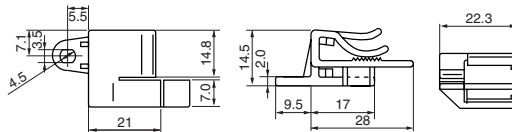
●ESD-FPD Series (Core)



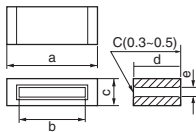
●ESD-FPD Series Clamp (Stainless steel)



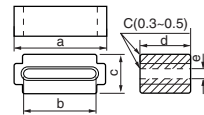
●ESD-FPD-1 Series Clamp FPD-CL-1 (Black nylon with cable stopper)



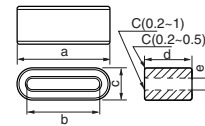
●Fig.1



●Fig.2

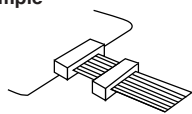


●Fig.3

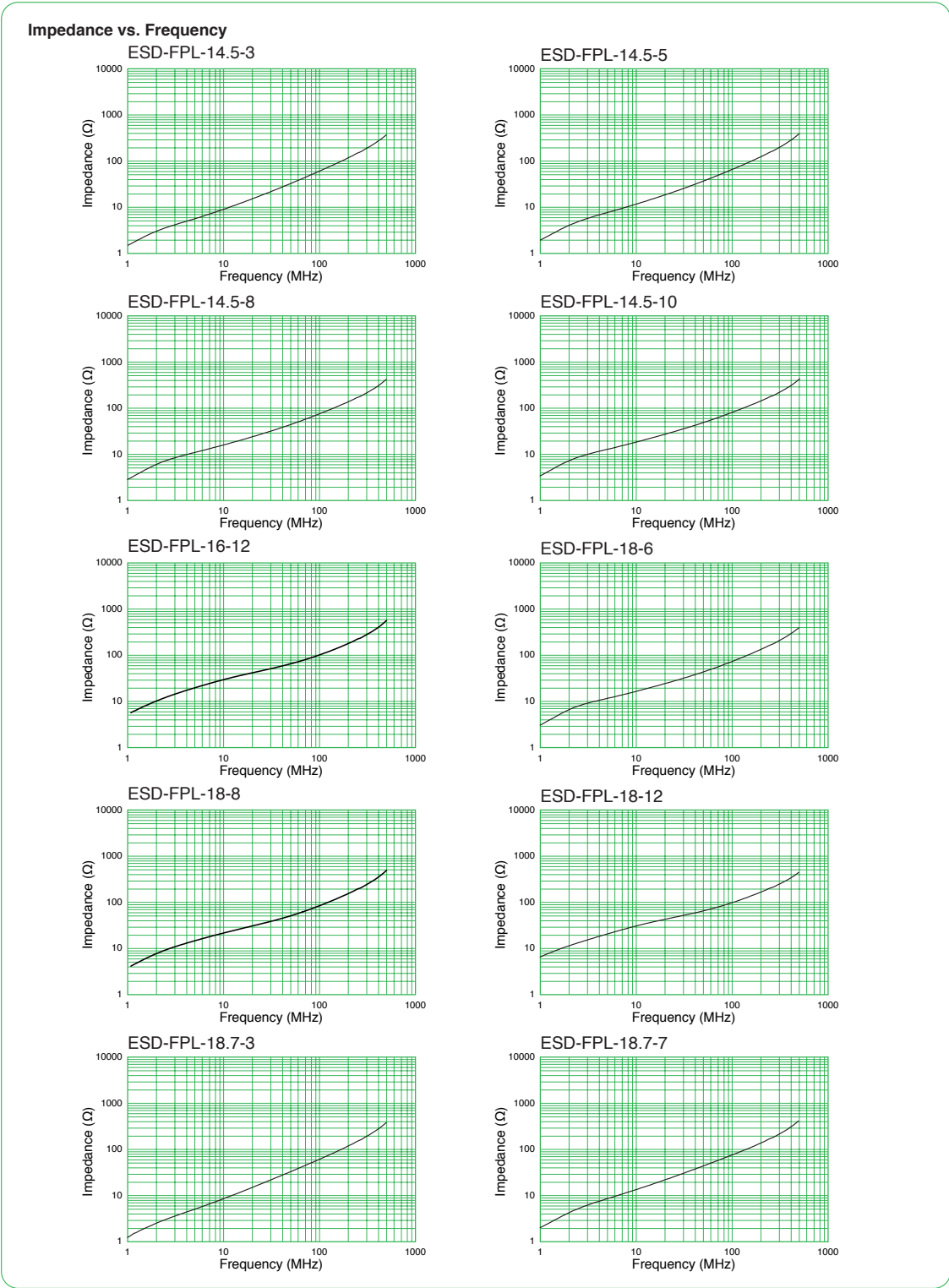


[mm]

Application Example

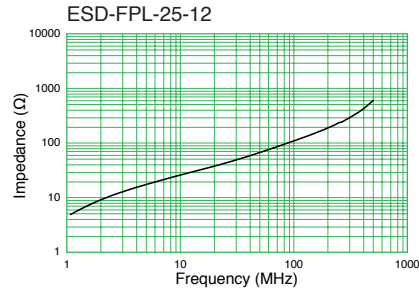
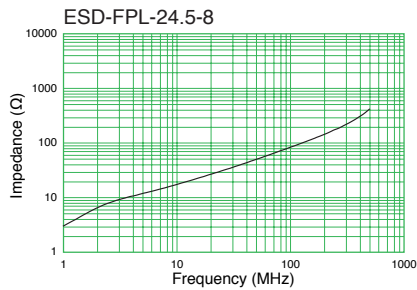
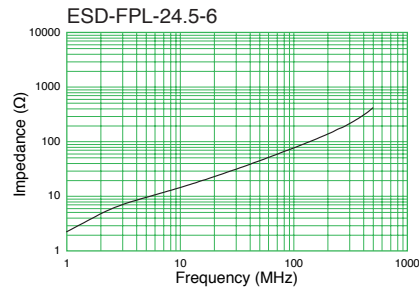
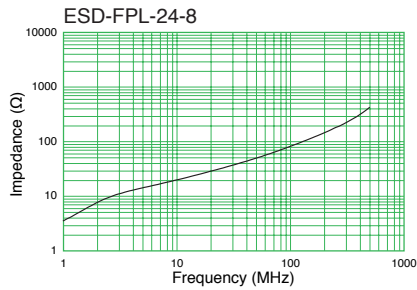
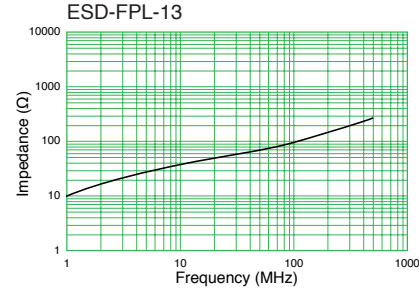
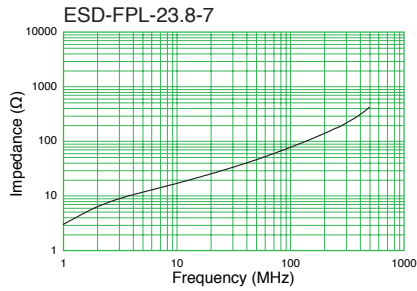
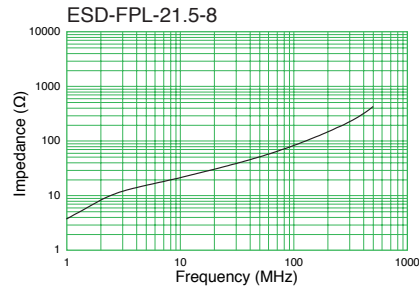
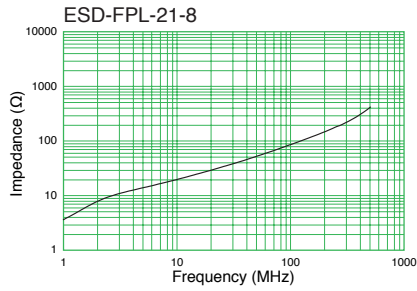
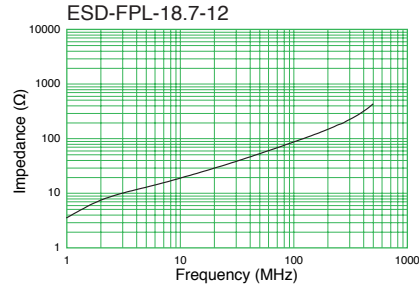
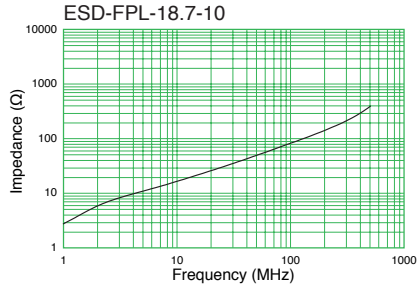


- All specifications in this catalog and production status of products are subject to change without notice. Prior to the purchase, please contact NEC TOKIN for updated product data.
- Please request for a specification sheet for detailed product data prior to the purchase.
- Before using the product in this catalog, please read "Precautions" and other safety precautions listed in the printed version catalog.

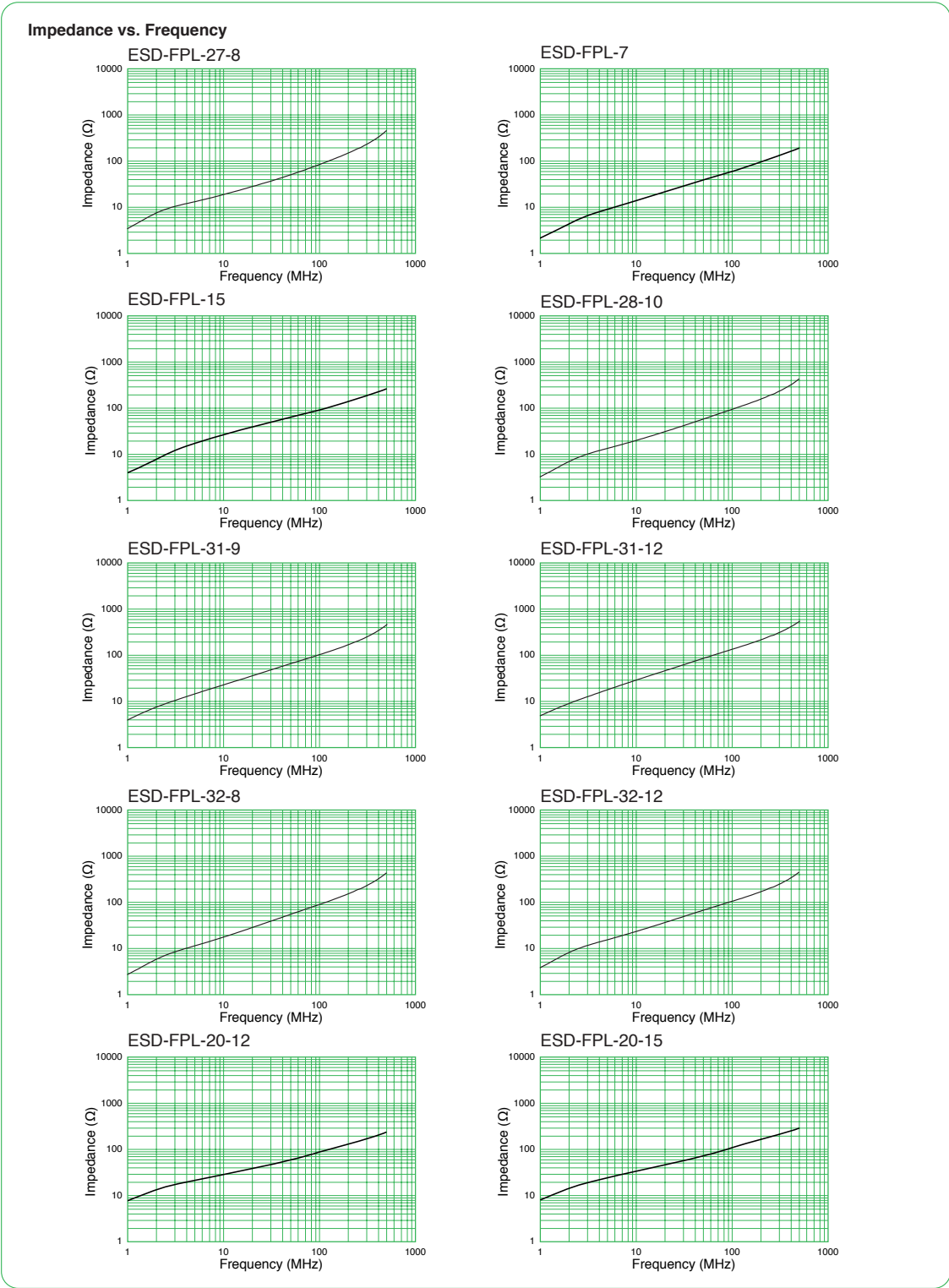


- All specifications in this catalog and production status of products are subject to change without notice. Prior to the purchase, please contact NEC TOKIN for updated product data.
- Please request for a specification sheet for detailed product data prior to the purchase.
- Before using the product in this catalog, please read "Precautions" and other safety precautions listed in the printed version catalog.

Impedance vs. Frequency

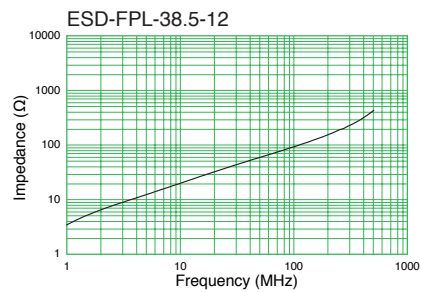
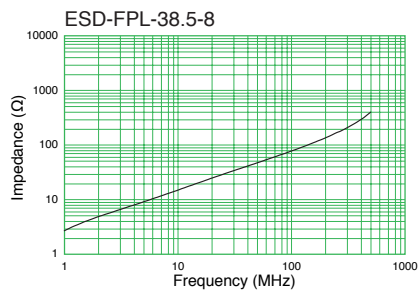
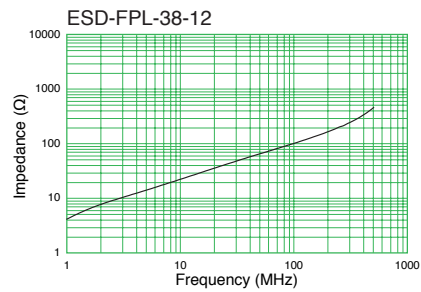
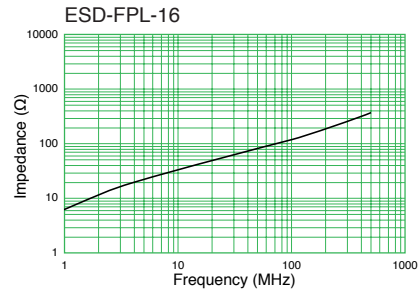
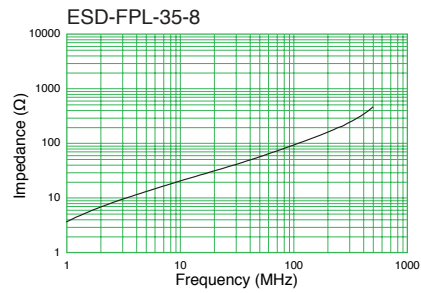
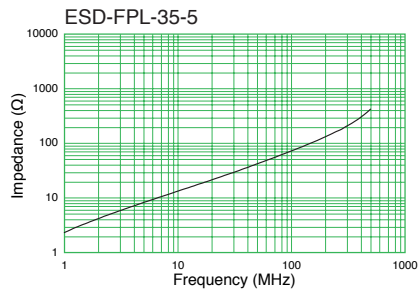
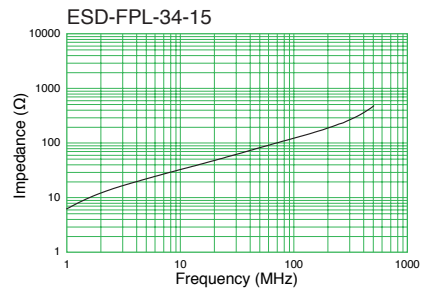
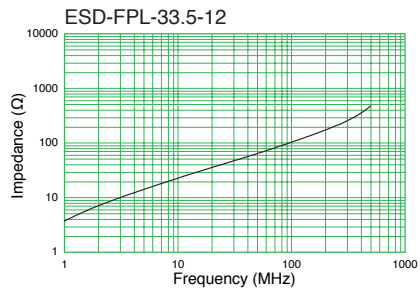
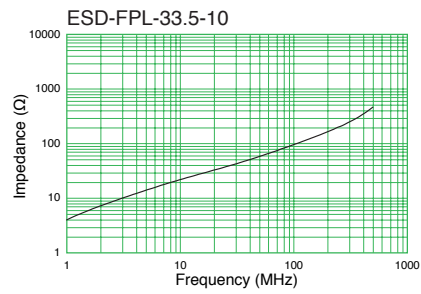
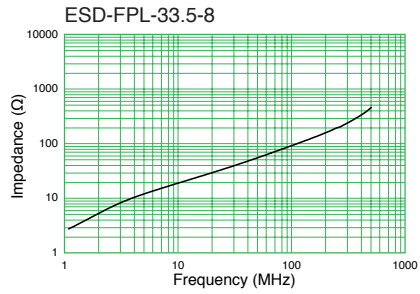


- All specifications in this catalog and production status of products are subject to change without notice. Prior to the purchase, please contact NEC TOKIN for updated product data.
- Please request for a specification sheet for detailed product data prior to the purchase.
- Before using the product in this catalog, please read "Precautions" and other safety precautions listed in the printed version catalog.



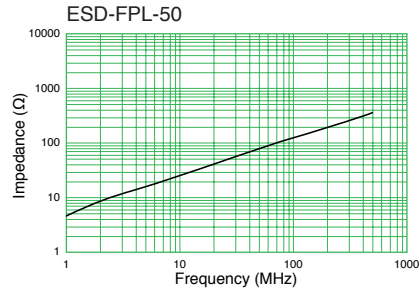
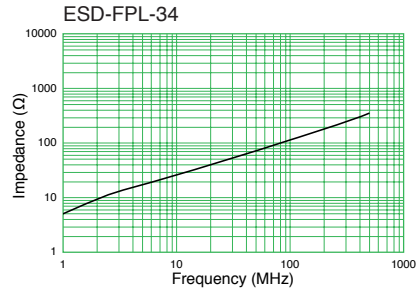
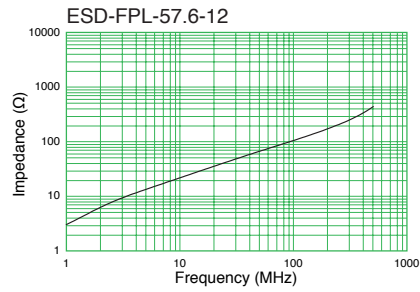
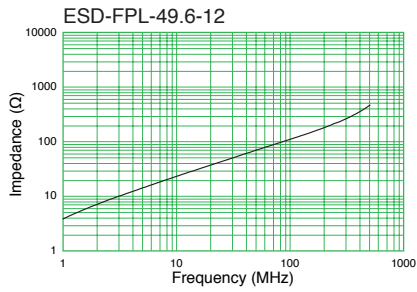
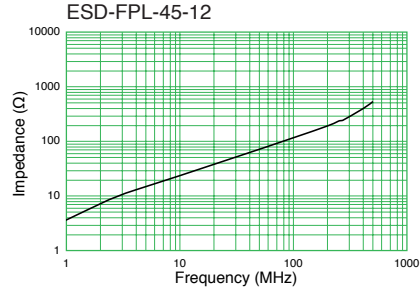
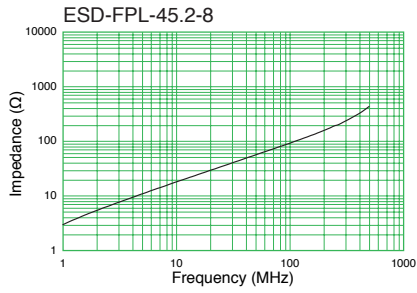
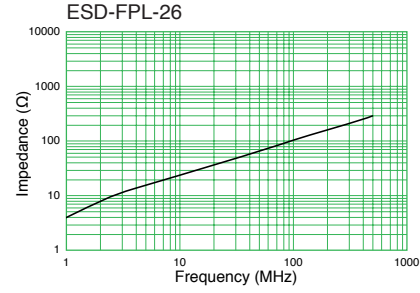
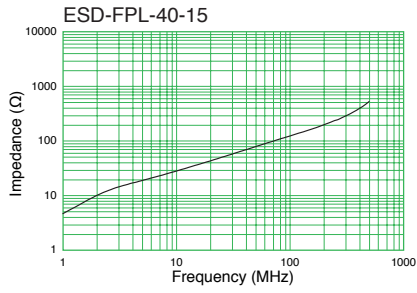
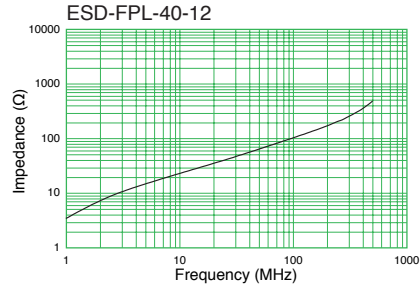
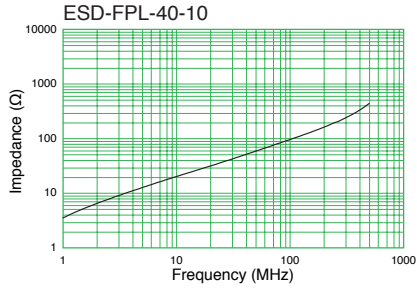
- All specifications in this catalog and production status of products are subject to change without notice. Prior to the purchase, please contact NEC TOKIN for updated product data.
- Please request for a specification sheet for detailed product data prior to the purchase.
- Before using the product in this catalog, please read "Precautions" and other safety precautions listed in the printed version catalog.

Impedance vs. Frequency

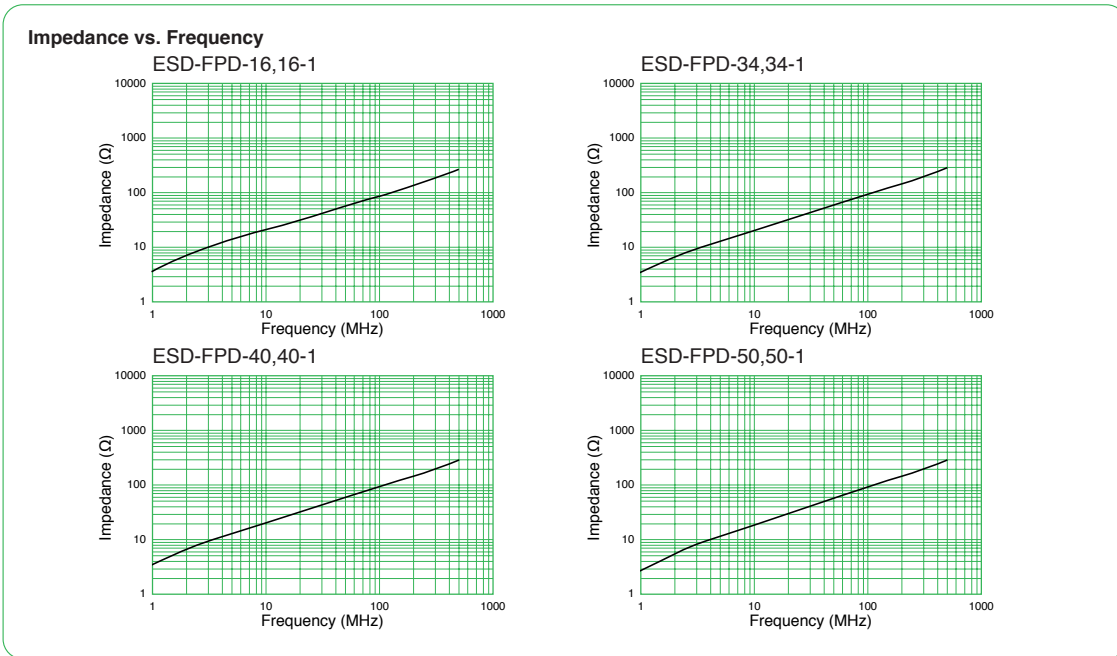


- All specifications in this catalog and production status of products are subject to change without notice. Prior to the purchase, please contact NEC TOKIN for updated product data.
- Please request for a specification sheet for detailed product data prior to the purchase.
- Before using the product in this catalog, please read "Precautions" and other safety precautions listed in the printed version catalog.

Impedance vs. Frequency



- All specifications in this catalog and production status of products are subject to change without notice. Prior to the purchase, please contact NEC TOKIN for updated product data.
- Please request for a specification sheet for detailed product data prior to the purchase.
- Before using the product in this catalog, please read "Precautions" and other safety precautions listed in the printed version catalog.



- All specifications in this catalog and production status of products are subject to change without notice. Prior to the purchase, please contact NEC TOKIN for updated product data.
- Please request for a specification sheet for detailed product data prior to the purchase.
- Before using the product in this catalog, please read "Precautions" and other safety precautions listed in the printed version catalog.