

Transient Voltage Suppressors for ESD Protection

Low Capacitance

ESDXXV32D-LCA Series

Description

The ESDXXV32D-LCA is designed to protect voltage sensitive components from ESD and transient voltage events. Excellent clamping capability, low leakage, and fast response time, make these parts ideal for ESD protection on designs where board space is at a premium. Because of its small size, ultra-low capacitance values, it is very suitable for signal port and board space speed transmission is very small places, such as Ethernet, mobile phones, MP3 players, digital cameras and other portable.


Feature

- ⌞ 200 Watts Peak Pulse Power per Line (tp=8/20μs)
- ⌞ Protects One Bidirectional I/O line
- ⌞ Low clamping voltage
- ⌞ Working voltages : 3.3V, 5V, 8V
- ⌞ Low leakage current
- ⌞ IEC61000-4-2 (ESD) ±15kV (air), ±8kV (contact)
- ⌞ IEC61000-4-4 (EFT) 40A (5/50ns)

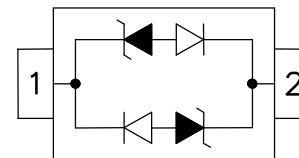
Applications

- ⌞ Ethernet - 10/100/1000 Base T
- ⌞ Cellular Phones
- ⌞ I²C Bus Protection
- ⌞ Parallel & Serial Port Protection
- ⌞ Personal Digital Assistant (PDA)
- ⌞ Microcontroller Input Protection
- ⌞ ISDN S/T Interface
- ⌞ WAN/LAN Equipment

SOD-323



Functional Diagram



Mechanical Characteristics

- ⌞ JEDEC SOD-323 Package
- ⌞ Molding Compound Flammability Rating : UL 94V-0
- ⌞ Weight 5.0 Milligrams (Approximate)
- ⌞ Quantity Per Reel : 3,000pcs
- ⌞ Reel Size : 7 inch
- ⌞ Lead Finish : Lead Free

Mechanical Characteristics

Symbol	Parameter	Value	Units	
PPP	Peak Pulse Power (tp=8/20μs waveform)	200	W	
T _L	Lead Soldering Temperature	260 (10sec)	°C	
T _{STG}	Storage Temperature Range	-55 to +150	°C	
T _J	Operating Temperature Range	-55 to +150	°C	
	IEC61000-4-2 (ESD)	Air Discharge Contact Discharge	±15 ±8	KV
	IEC61000-4-4 (EFT)	40	A	

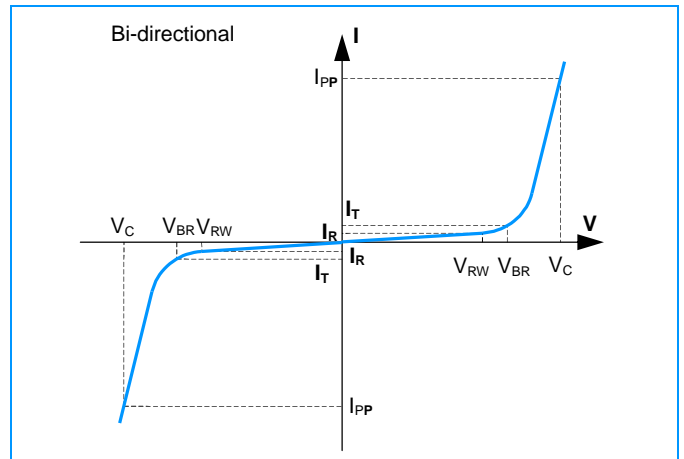
Transient Voltage Suppressors for ESD Protection

Low Capacitance

ESDXXV32D-LCA Series

I-V Curve Characteristics

Symbol	Parameter
I_{PP}	Maximum Reverse Peak Pulse Current
V_C	Clamping Voltage @ I_{PP}
V_{RWM}	Working Peak Reverse Voltage
I_R	Maximum Reverse leakage Current @ V_{RWM}
I_T	Test Current
V_B	Breakdown Voltage @ I_T



Electrical Characteristics (@ 25°C Unless Otherwise Specified)

Part Number	Device Marking	V_{RWM} (V) (Max.)	V_B (V) (Min.)	I_T (mA)	V_C @1A (Max.)	V_C		I_R (μ A) (Max.)	C (pF) (Typ.)
						(Max.)	(@A)		
ESD03V32D-LCA	CA1	3.0	3.5	1	5.50	15.0	11	1	1.2
ESD05V32D-LCA	CA2	5.0	5.5	1	9.80	18.0	8	1	1.2
ESD08V32D-LCA	CA3	8.0	8.1	1	19.00	19.0	4	1	1.2

Characteristic Curves

Fig1. 8/20 μ s Pulse Waveform

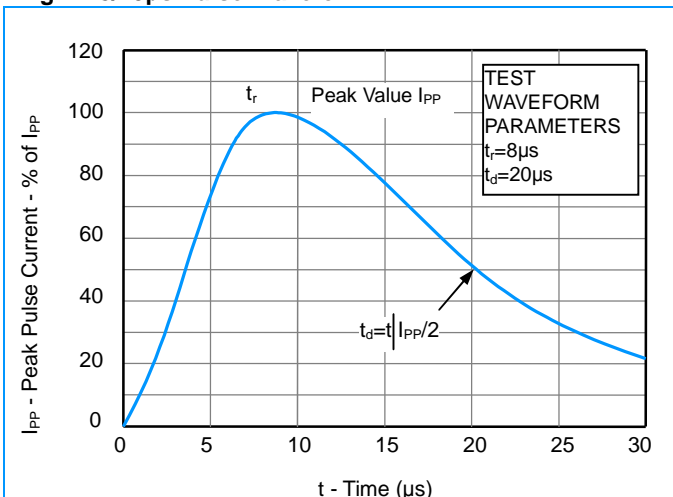
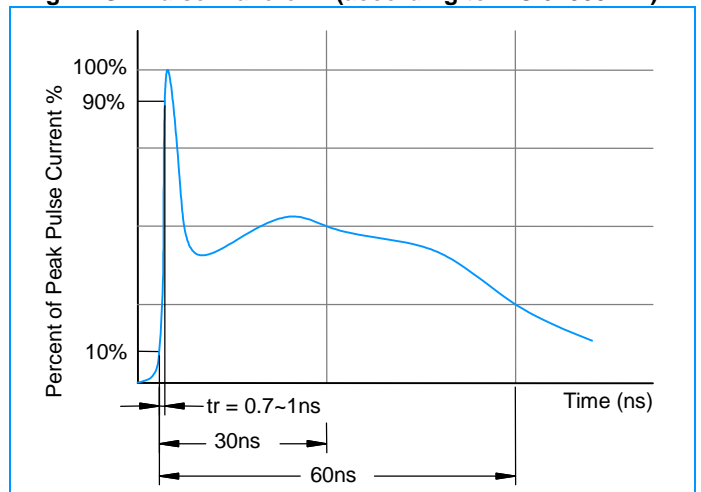


Fig2. ESD Pulse Waveform (according to IEC 61000-4-2)



Transient Voltage Suppressors for ESD Protection

Low Capacitance

ESDXXV32D-LCA Series

Characteristic Curves

Fig3. ESD Clamping (+8KV Contac per IEC61000-4-2)

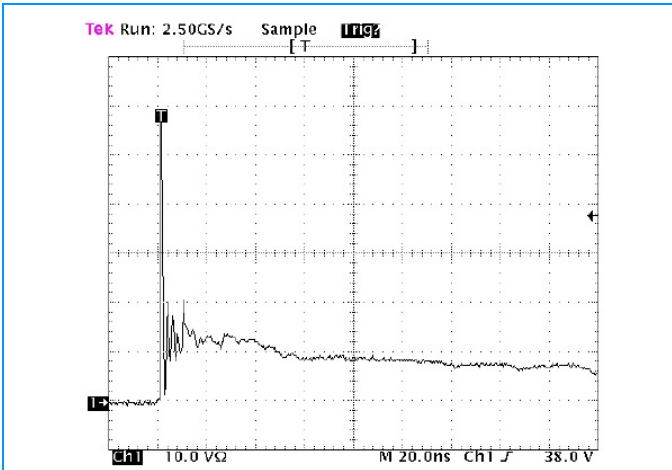
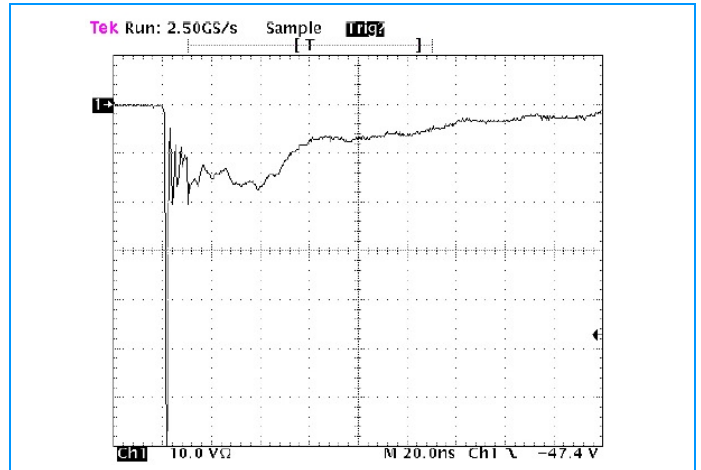
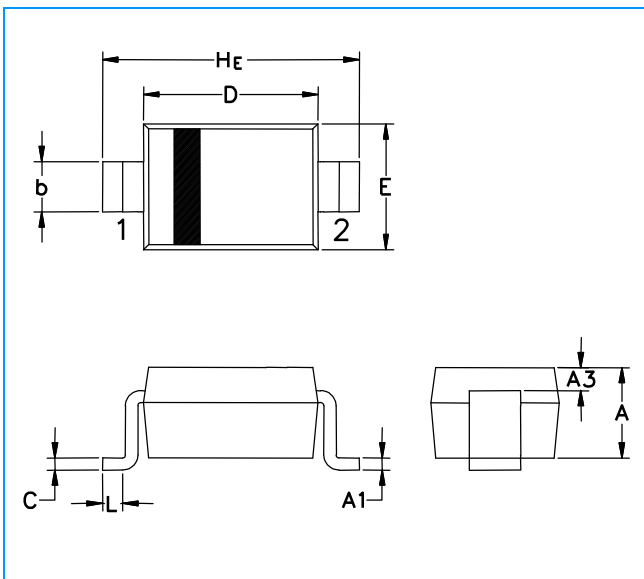


Fig4. ESD Clamping (-8KV Contac per IEC61000-4-2)

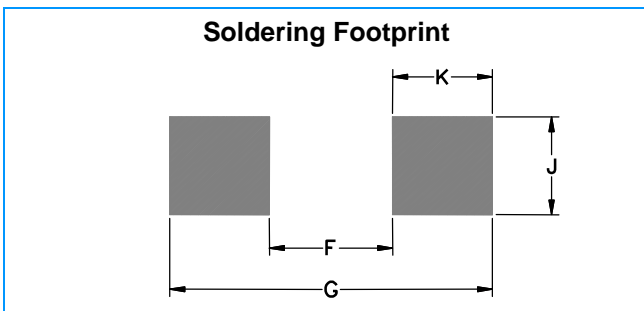


SOD-323 Package Outline & Dimensions



Symbol	Millimeters			Inches		
	Min.	Nom.	Max.	Min.	Nom.	Max.
A	0.80	0.90	1.00	0.031	0.035	0.040
A1	0.00	0.05	0.10	0.000	0.002	0.004
A3	0.15 REF			0.006 REF		
b	0.25	0.32	0.40	0.010	0.012	0.016
C	0.089	0.12	0.177	0.003	0.005	0.007
D	1.60	1.70	1.80	0.062	0.066	0.070
E	1.15	1.25	1.35	0.045	0.049	0.053
L	0.08			0.003		
HE	2.30	2.50	2.70	0.090	0.098	0.105

Soldering Footprint



Symbol	Millimeters	Inches
F	1.60	0.063
G	2.85	0.112
J	0.83	0.033
K	0.63	0.025