

# ETC1-1-6

## E-Series RF 1:1 Transformer 760 - 960 MHz

Rev. V3.00

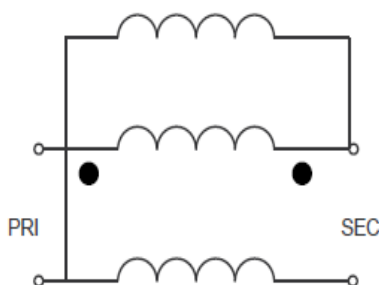
### Features

- Surface Mount
- 1:1 Impedance Ratio

### Description

M/A-COM's ETC1-1-6 is a 1:1 RF transformer in a low-cost, surface mount package. Ideally suited for high volume cellular and wireless applications.

### Schematic



### Specifications @ 25°C

Frequency Range: 760 - 960 MHz

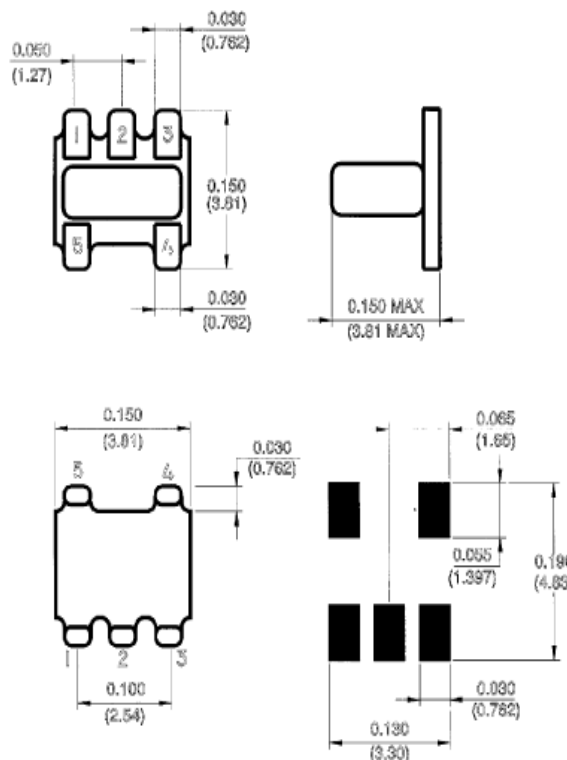
Parameter	Maximum	Mean (x)	Sigma ( $\sigma$ )
Insertion Loss ( $f_L - f_U$ ) 760 - 960 MHz	2.0 dB	0.22	0.096
Amplitude Unbalance 760 - 960 MHz	1.2 dB	-	-
Phase Unbalance 760 - 960 MHz	5°	-	-

Note: Mean and sigma calculated from average loss at @  $(f_U - f_L)/2 + f_L$ .

### Ordering Information

Part No.	Packaging
ETC1-1-6	Tubes
ETC1-1-6TR	Tape & Reel

### SM-22



Dimensions in ( ) are in mm.  
Unless Otherwise Noted: .x = ±0.04 (1.00)  
.xx = ±0.02 (0.50)  
.xxx = ±0.010 (0.250)

### Pin Configuration

Pin No.	Function
1	Secondary dot
2	Not connected
3	Secondary
4	Primary
5	Primary dot

S 0758 E

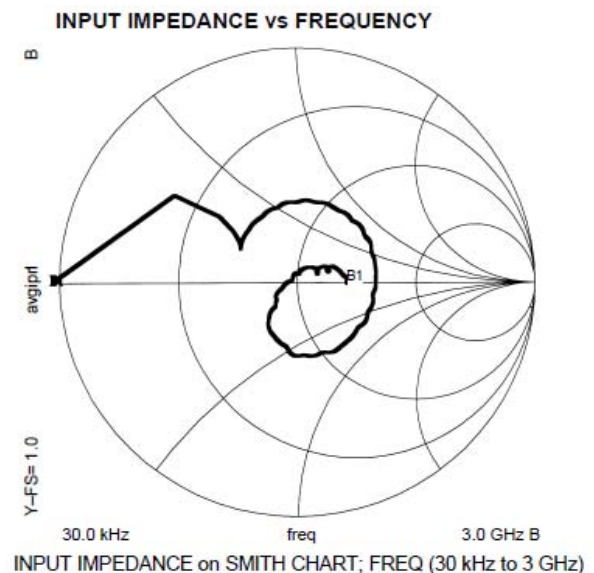
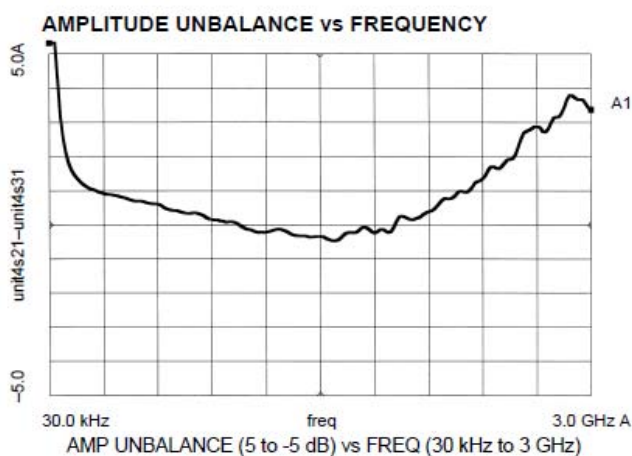
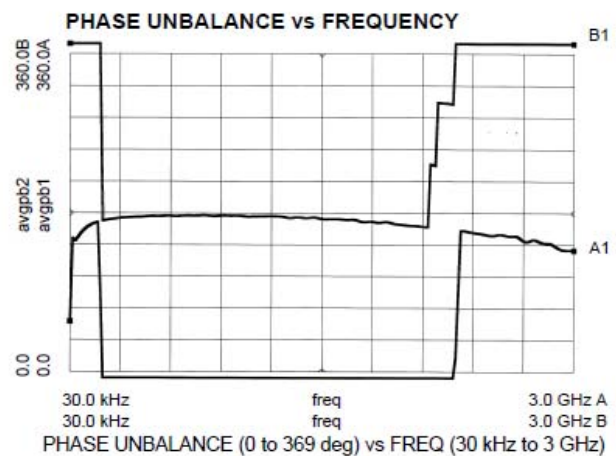
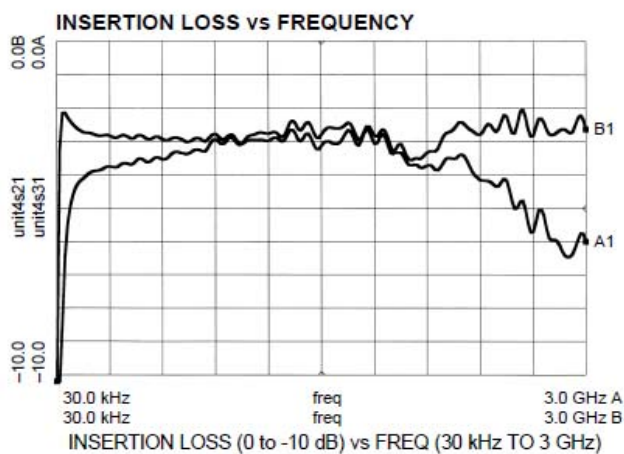
Specifications Subject to Change Without Notice.

### Absolute Maximum Ratings

Parameter	Absolute Maximum
Parameter	Absolute Maximum
RF Power	250 mW
DC Current	30 mA
Operating/Storage Temp.	-20°C to +85°C

### Typical Performance

Over Extended Bandwidth (30 kHz - 3 GHz)



Note: All measurements performed on Hewlett Packard 8753D Network Analyzer (201 sample points, linear scale) in a 50 ohm coplanar waveguide environment. Tables created using MDS software.