

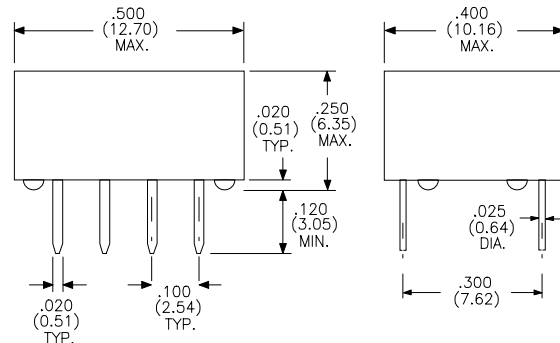
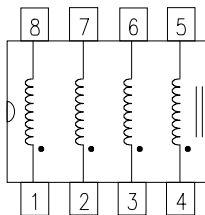
Starlan Filters

Designed for IEE 802.3 (1 BASE 5)

High Isolation to comply with International Safety Requirements for LANS (ECMA 97)

Designed for Hub and Node Use

Filter 8-Pin Schematic



Electrical Specifications at 25° C

Filter Part No.	Turns Ratio ± 5%	OCL ± 20% (μH)	C _{www} max. (pF)	L _L max. (μH)	DCR Pri. max. (Ω)	Hi-Pot min. (V _{RMS})
F-1201	1:1:1:1	18	25	0.20	0.075	2000
F-1200	1:1:1:1	24	25	0.20	0.075	2000
F-1202	1:1:1:1	30	25	0.20	0.065	2000
F-1203	1:1:1:1	40	30	0.35	0.085	2000

Dual & Single Starlan Isolation Transformers

Designed for IEE 802.3 (1 BASE 5)

High Isolation to comply with International Safety Requirements for LANS (ECMA 97)

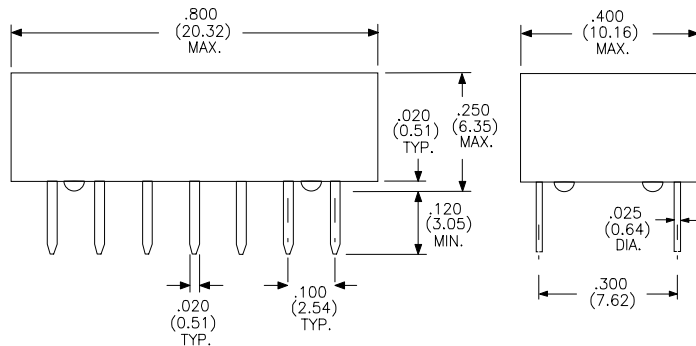
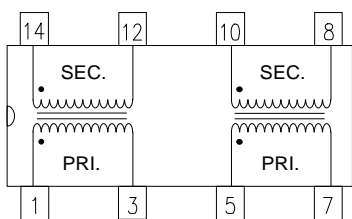
Fast Rise Times

Designed for Hub and Node Use

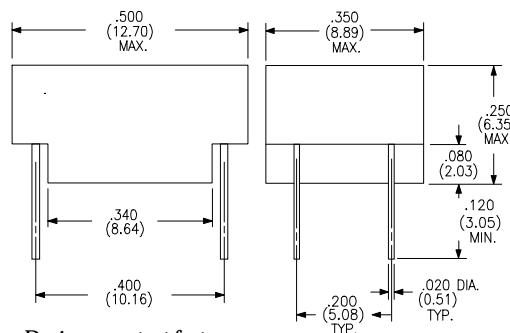
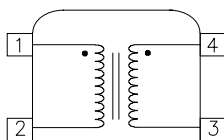
Electrical Specifications at 25° C

Transformer Part No.	Turns Ratio (± 5%)	OCL (± 20%) (mH)	E-T min. V-μS	Rise Time max. (ns)	C _{www} max. (pF)	L _L max. (μH)	DCR max. (Ω)	Hi-Pot min. (V _{RMS})	Style Package
T-11100	1:1	2.5	20	100	25	8.0	1.0	2000	Single-T4
T-11101	1:1	2.5	20	25	40	1.1	1.0	2000	Single-T4
T-11102	1:1	2.5	20	100	25	8.0	1.0	2000	Dual-A7
T-11103	1:1	2.5	20	25	40	1.1	1.0	2000	Dual-A7

Dual Transformer 14-Pin Schematic



Single Transformer 4 Pin Schematic



Specifications subject to change without notice.

For other values & Custom Designs, contact factory.

STARLAN - 7/97