

Customer Name	Standard Specification	FUJITSU MEDIA DEVICES LIMITED	
System	GSM850 Rx (50/150ohms)	DATE	Sep. 03, 2007
FMD Part Number	FAR-F5KB-881M50-B4EA	Version 3.1c	

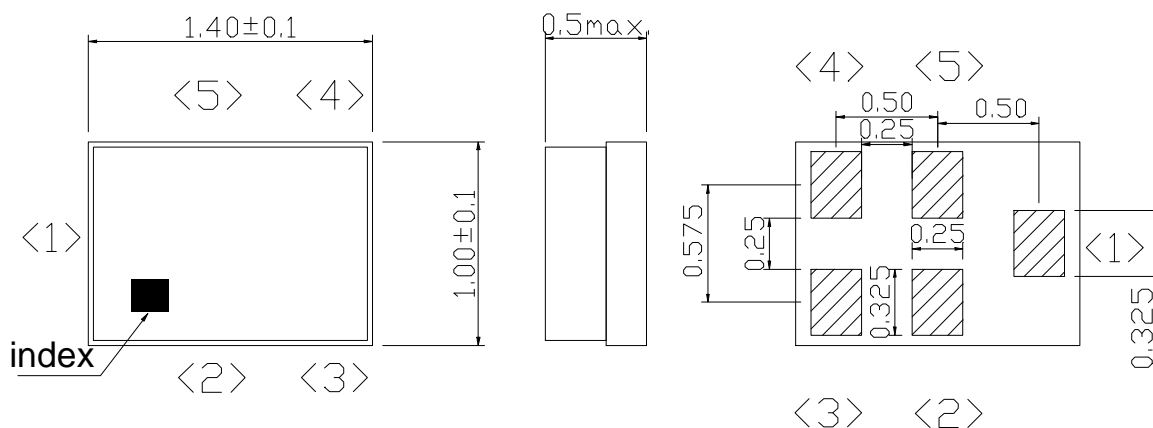
Table 1. Electrical specifications

Passband: 869 ~ 894 MHz						
Item	Condition (MHz)	Specification			Unit	Remarks
		Min.	Typ.	Max.		
Insertion Loss	869~894	-	1.7	2.4	dB	
Ripple	869~894	-	0.6	1.5	dB	
Absolute attenuation	DC~824	45	66	-	dB	
	824~849	30	53	-	dB	
	914~960	22	33	-	dB	
	960~2000	38	55	-	dB	
	2000~6000	25	41	-	dB	
VSWR (Input)	869~894	-	1.6	2.1	-	
VSWR (Output)	869~894	-	1.7	2.1	-	
Amplitude balance (S ₂₁ /S ₃₁)	869~894	-0.8	-0.1/ +0.4	+0.8	dB	
Phase balance (∠S ₂₁ -∠S ₃₁)+180)	869~894	-7	-0.7/ +2.5	+7	deg.	
Input Impedance	Unbalanced	50			Ohm	
Output Impedance	Balance	150			Ohm	
Input Power	869~894	-	-	+13	dBm	
Operating Temperature		-30 ~ +85			°C	
Device size		1.4typ. x 1.0typ. x 0.5Typ.			mm	

Customer Name	Standard Specification	FUJITSU MEDIA DEVICES LIMITED	
System	GSM850 Rx (50/150ohms)	DATE	Sep. 03, 2007
FMD Part Number	FAR-F5KB-881M50-B4EA	Version 3.1c	

Dimensions

Device size: 1.4typ. x 1.0typ. x 0.5max

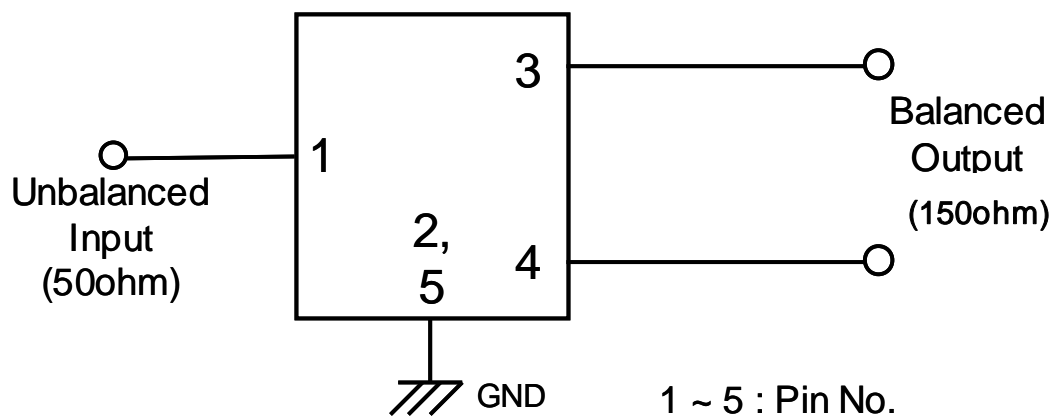


Unit: mm

Pin Configuration

Pin No.	Symbol	Function
1	IN	Unbalanced pin
2	GND	Ground
3	OUT	Balanced pin
4	OUT	Balanced pin
5	GND	Ground

Evaluation Circuit



Customer Name	Standard Specification	FUJITSU MEDIA DEVICES LIMITED	
System	GSM850 Rx (50/150ohms)	DATE	Sep. 03, 2007
FMD Part Number	FAR-F5KB-881M50-B4EA	Version 3.1c	

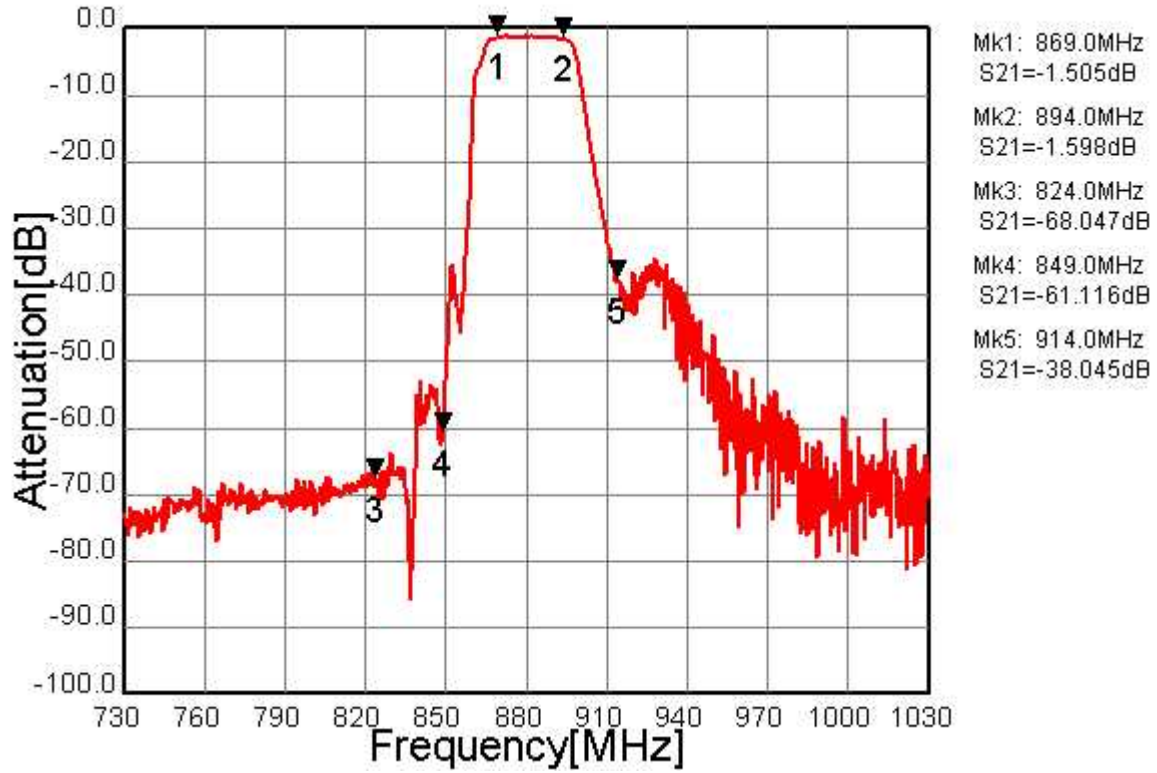


Fig.1 Pass-band Characteristics

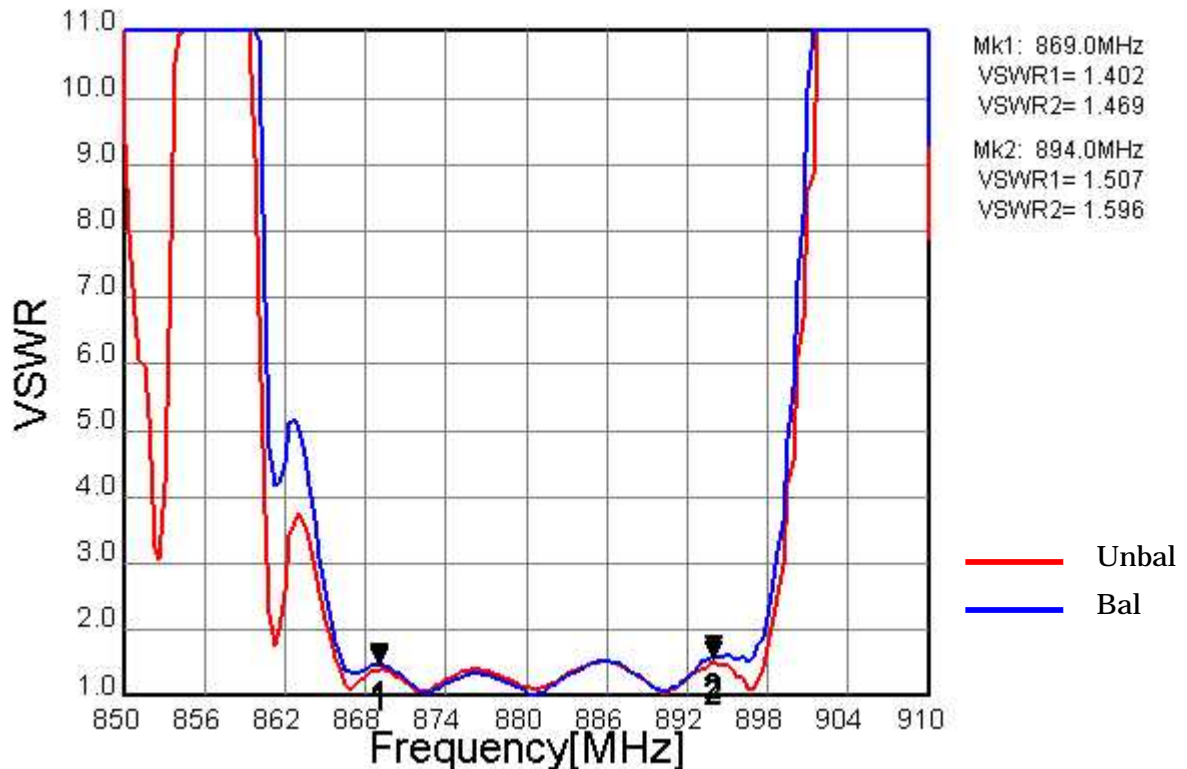


Fig.2 VSWR

Customer Name	Standard Specification	FUJITSU MEDIA DEVICES LIMITED	
System	GSM850 Rx (50/150ohms)	DATE	Sep. 03, 2007
FMD Part Number	FAR-F5KB-881M50-B4EA	Version 3.1c	

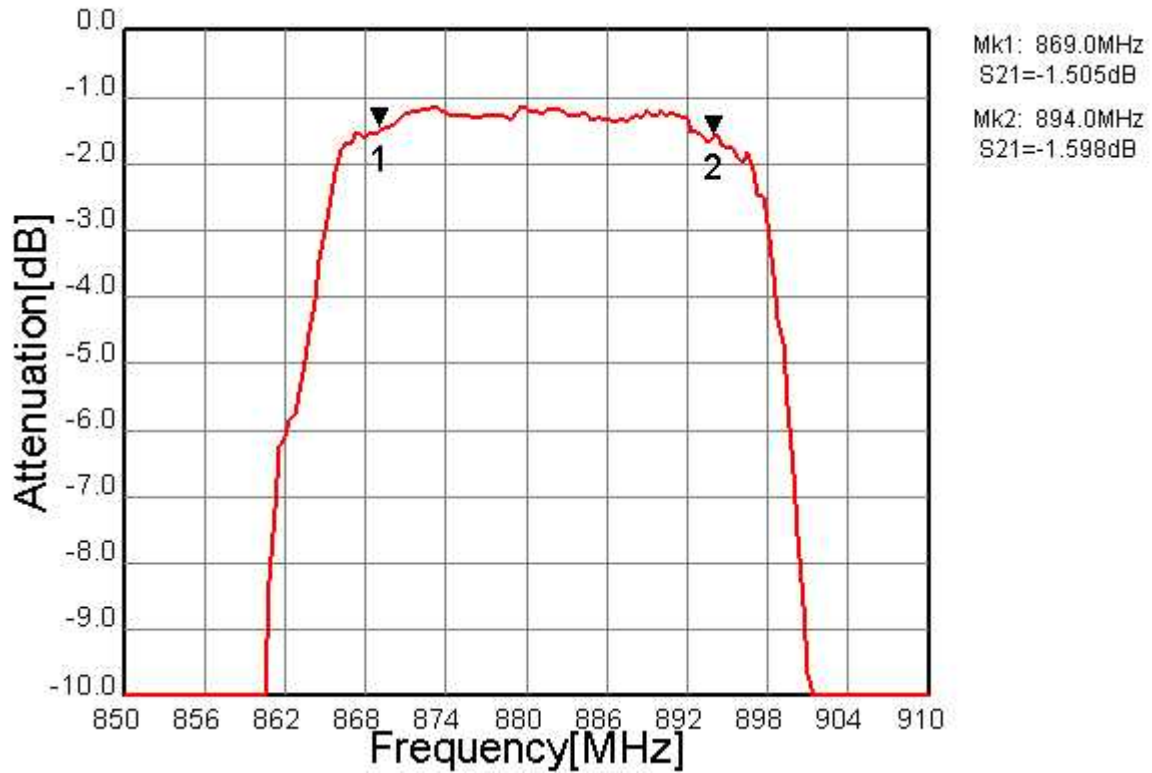


Fig.3 In-band Characteristics

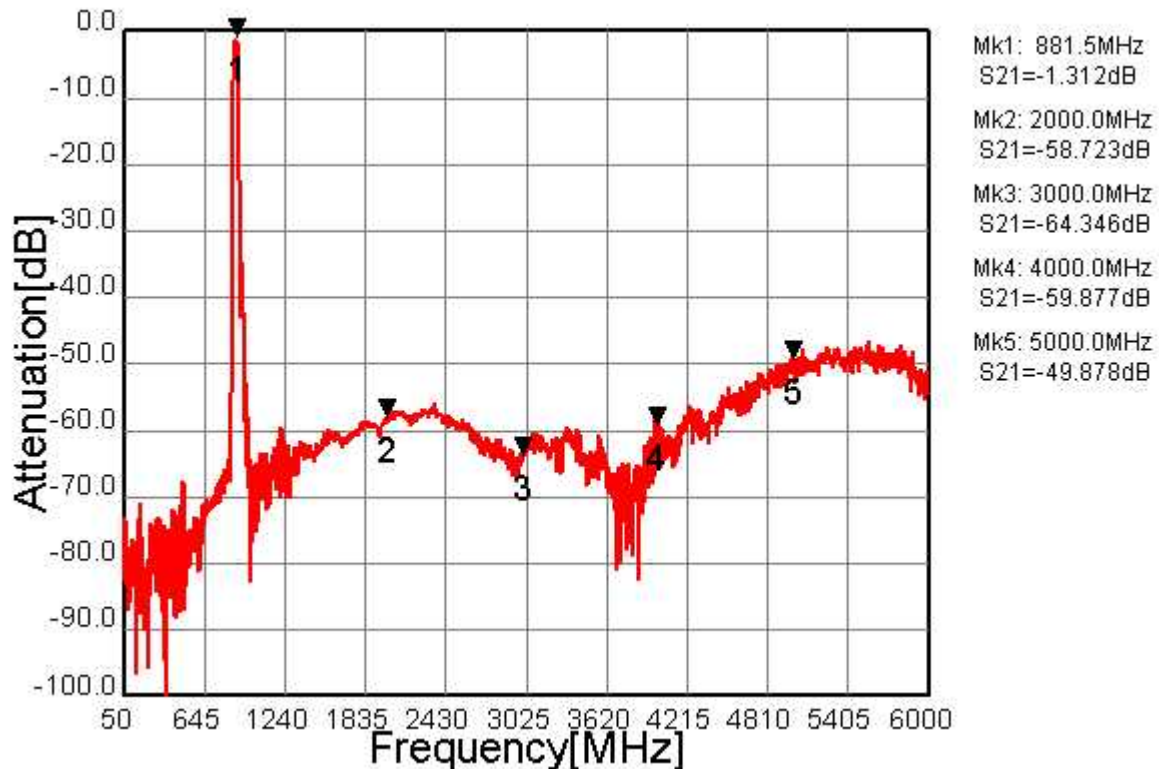


Fig.4 Wide-band Characteristics

Customer Name	Standard Specification	FUJITSU MEDIA DEVICES LIMITED	
System	GSM850 Rx (50/150ohms)	DATE	Sep. 03, 2007
FMD Part Number	FAR-F5KB-881M50-B4EA	Version 3.1c	

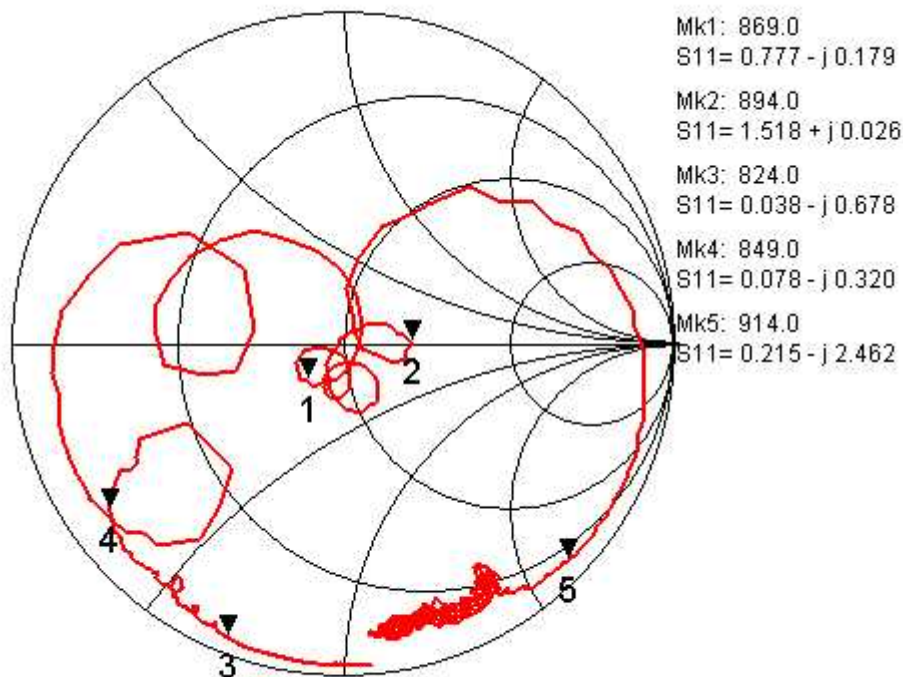


Fig.5 Input Impedance (Unbalance)

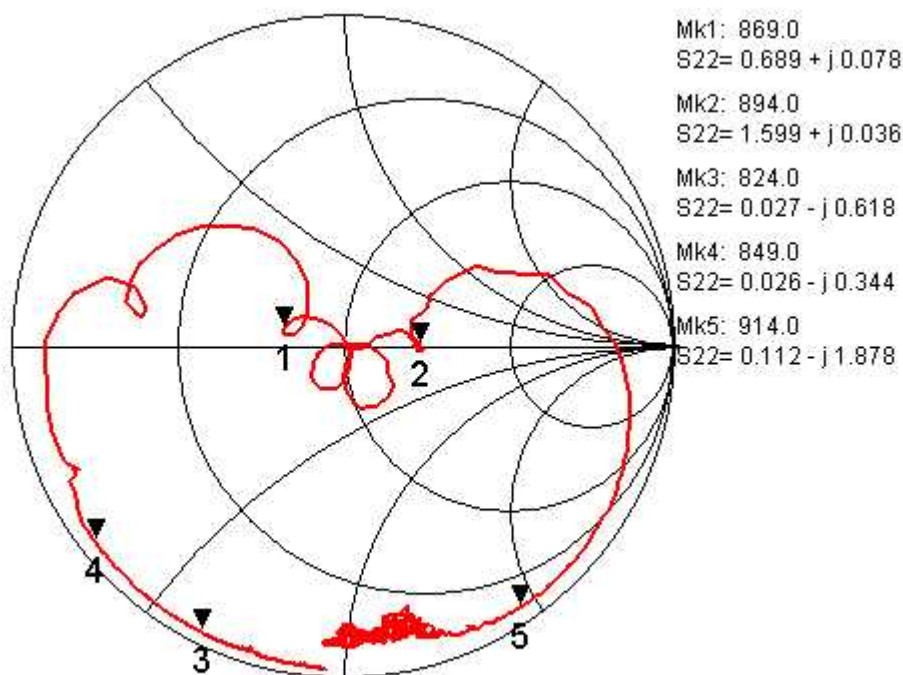


Fig.6 Output Impedance (Balance)

Customer Name	Standard Specification	FUJITSU MEDIA DEVICES LIMITED	
System	GSM850 Rx (50/150ohms)	DATE	Sep. 03, 2007
FMD Part Number	FAR-F5KB-881M50-B4EA	Version 3.1c	

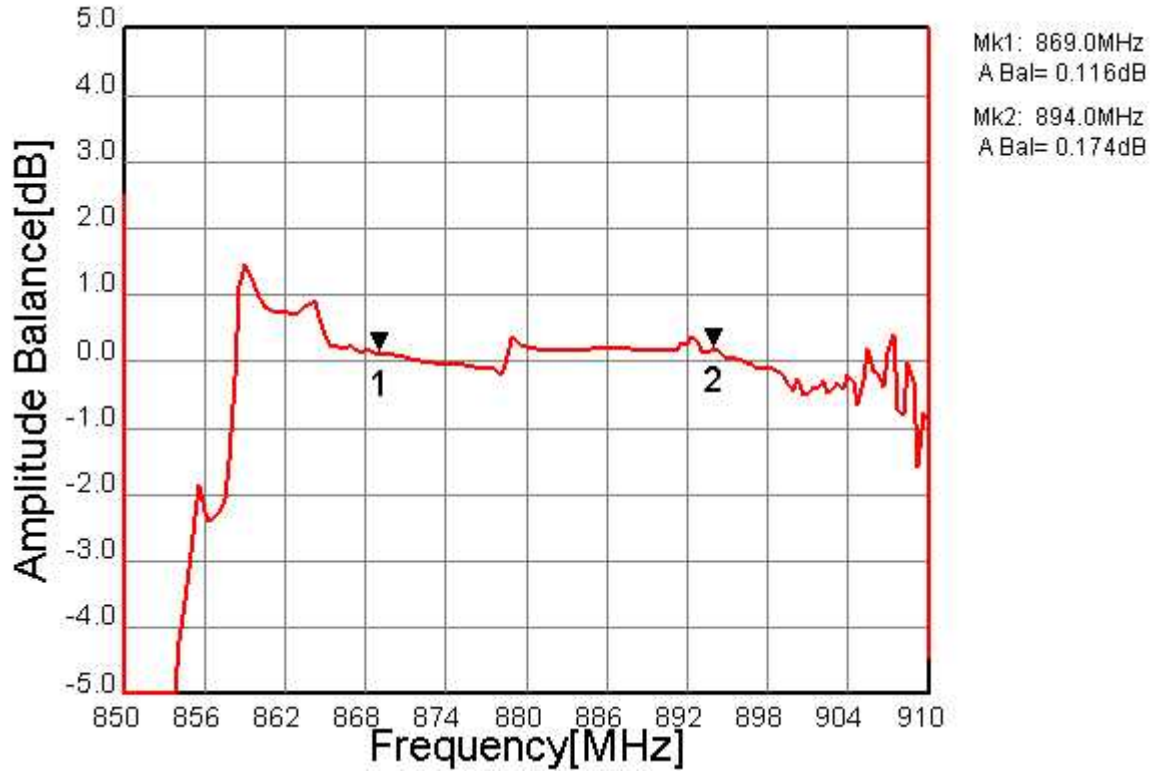


Fig.7 Amplitude Balance

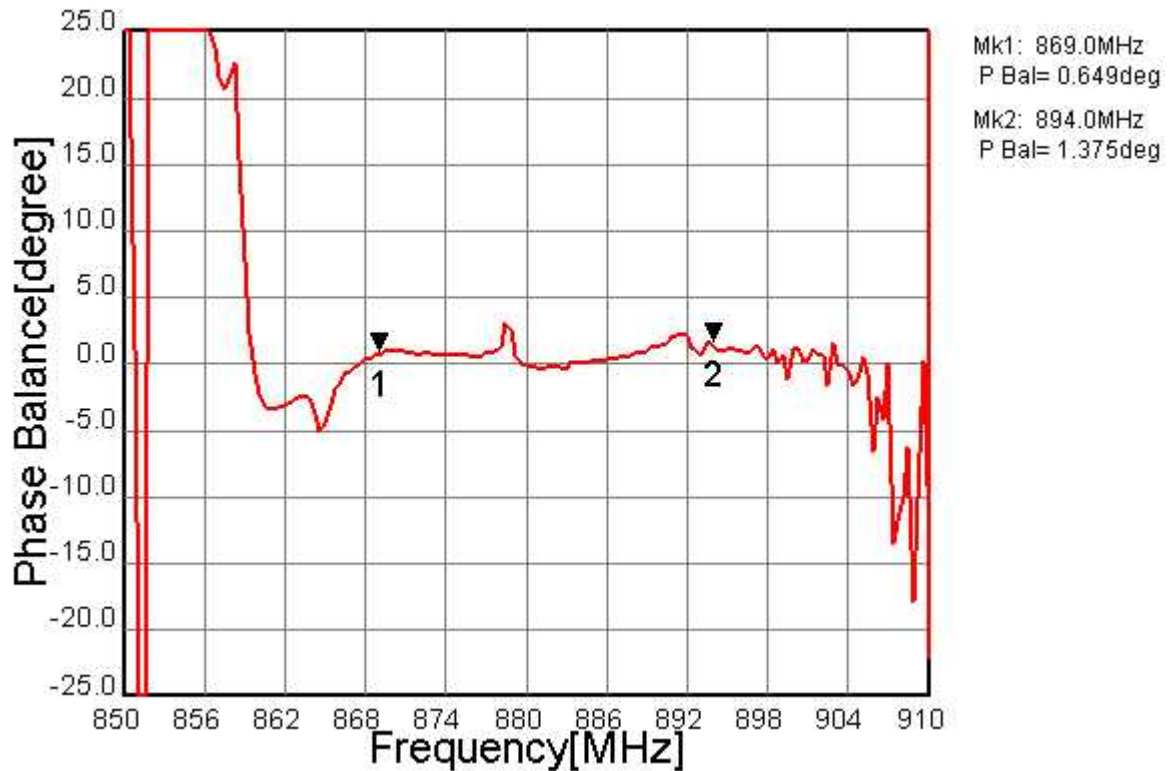


Fig.8 Phase Balance