

Customer Name	Standard specifications	FUJITSU MEDIA DEVICES LIMITED	
System	GPS	DATE	Feb. 6, 2006
FMD Part Number	FAR-F6KA-1G5754-L4AA	Version 3.2c	

Table 1 Electrical Specification

Passband : 1574.42 ~ 1576.42 MHz						
Parameter	Frequency	Value			Unit	Remark
		Min.	Typ.	Max.		
Insertion loss	1574.42 ~ 1576.42	-	0.9	1.3	dB	
Ripple in passband	1574.42 ~ 1576.42	-	0.1	0.5	dB	
Absolute attenuation	824 ~ 849	40	45	-	dB	
	880 ~ 915	40	45	-	dB	
	1475.42	35	40	-	dB	
	1525.42	30	35	-	dB	
	1625.42	43	52	-	dB	
	1675.42	45	51	-	dB	
	1710 ~ 1785	40	47	-	dB	
	1850 ~ 1910	39	44	-	dB	
	1920 ~ 1980	38	43	-	dB	
	2400 ~ 2500	20	37	-	dB	
VSWR Input	1574.42 ~ 1576.42	-	1.1	1.7	-	
VSWR Outout	1574.42 ~ 1576.42	-	1.1	1.7	-	
Input Impedance		50			Ohm	
Output Impedance		50			ohm	
Operating Temperature		-30 to +85			°C	
Device size (L x W x H)		1.4typ. x 1.0typ. x 0.5 max.			mm	

Customer Name	Standard specifications	FUJITSU MEDIA DEVICES LIMITED	
System	GPS	DATE	Feb. 6, 2006
FMD Part Number	FAR-F6KA-1G5754-L4AA	Version 3.2c	

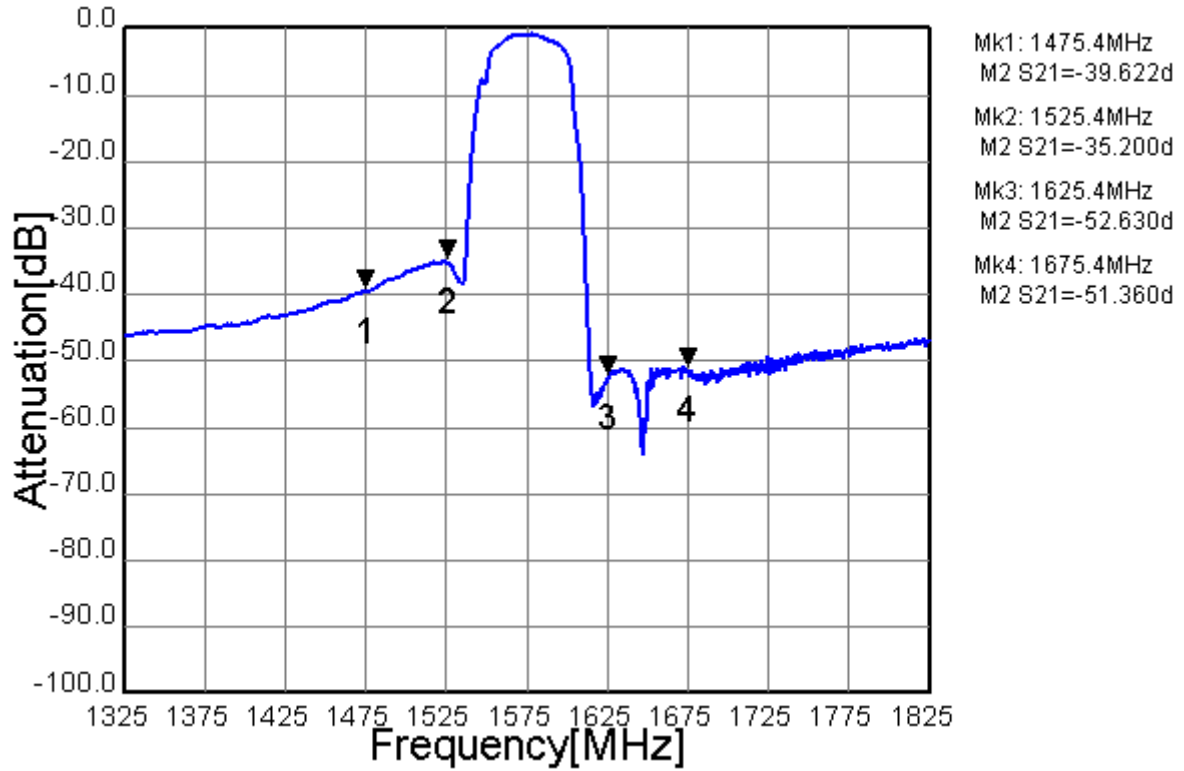


Fig.1 Pass-band Characteristics

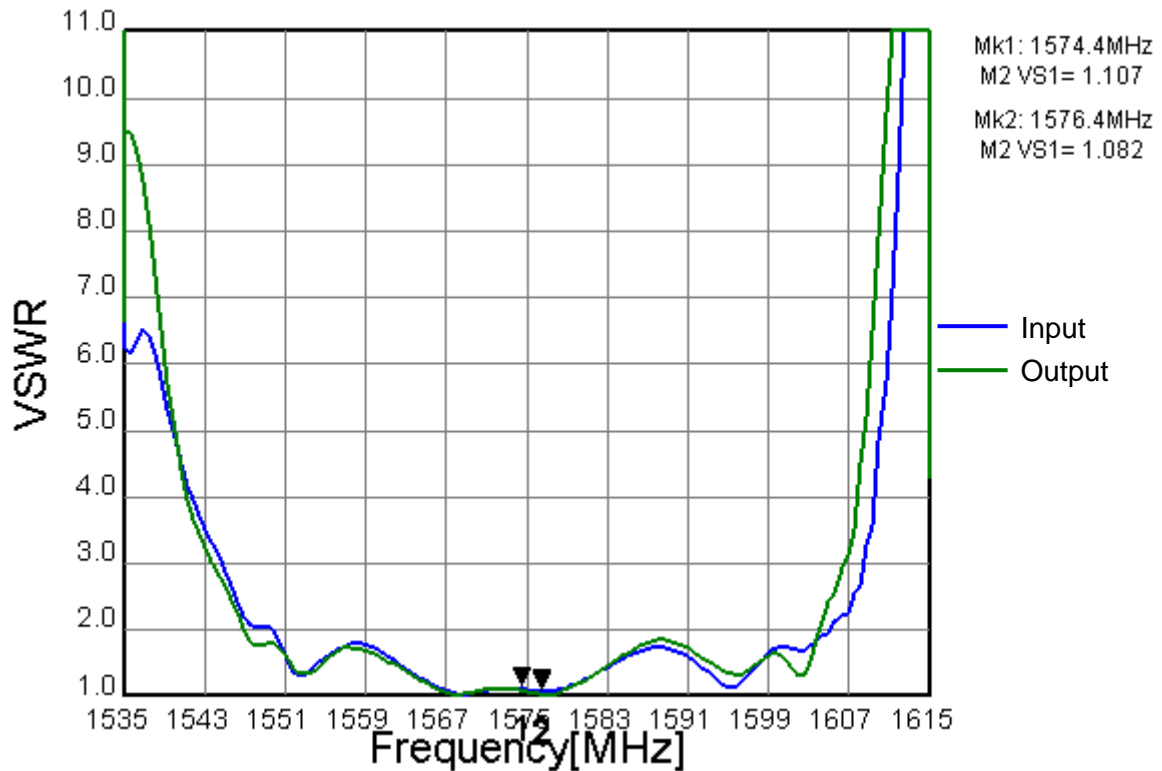


Fig.2 VSWR

Customer Name	Standard specifications	FUJITSU MEDIA DEVICES LIMITED	
System	GPS	DATE	Feb. 6, 2006
FMD Part Number	FAR-F6KA-1G5754-L4AA	Version 3.2c	

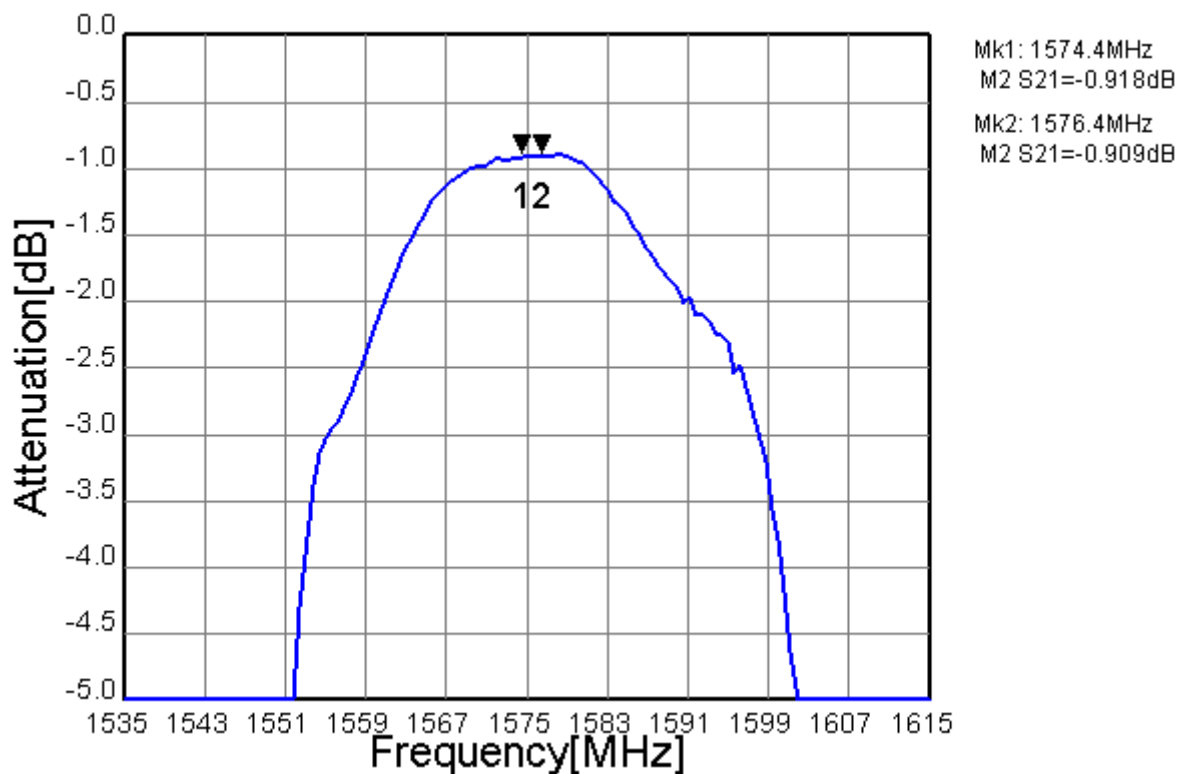


Fig.3 In-band Characteristics

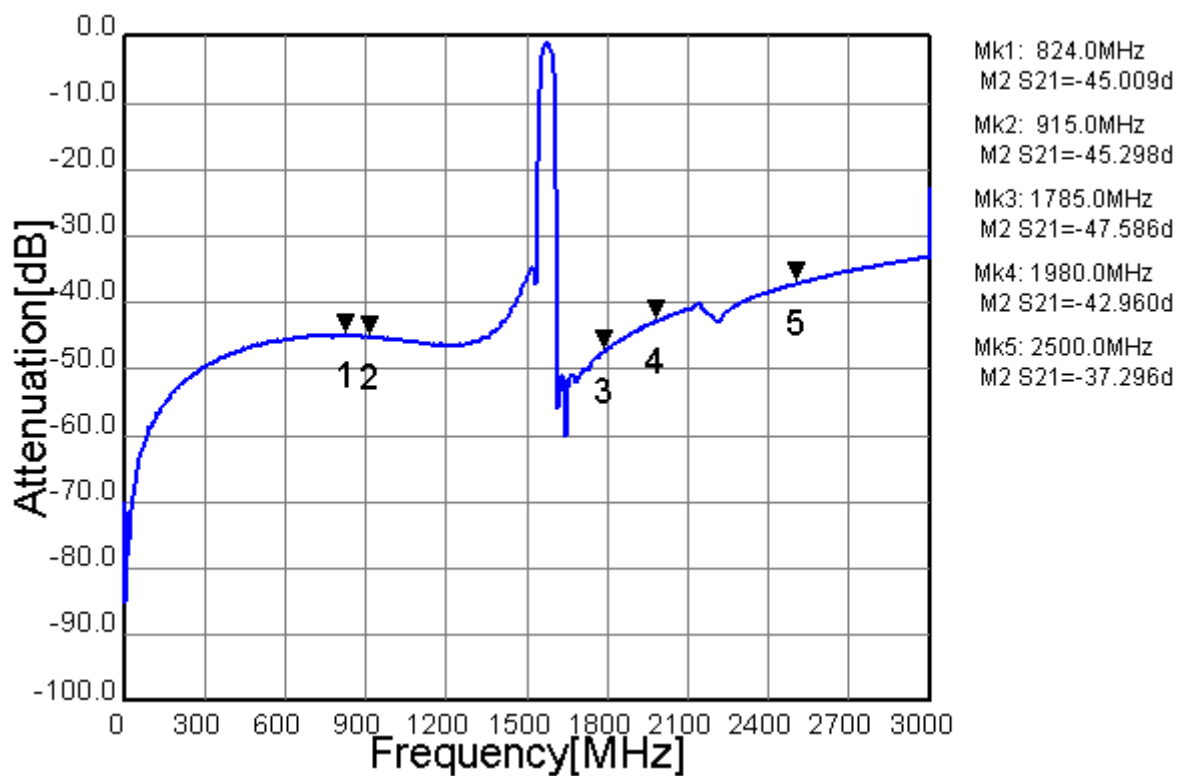


Fig.4 Wide-band Characteristics

Customer Name	Standard specifications	FUJITSU MEDIA DEVICES LIMITED	
System	GPS	DATE	Feb. 6, 2006
FMD Part Number	FAR-F6KA-1G5754-L4AA	Version 3.2c	

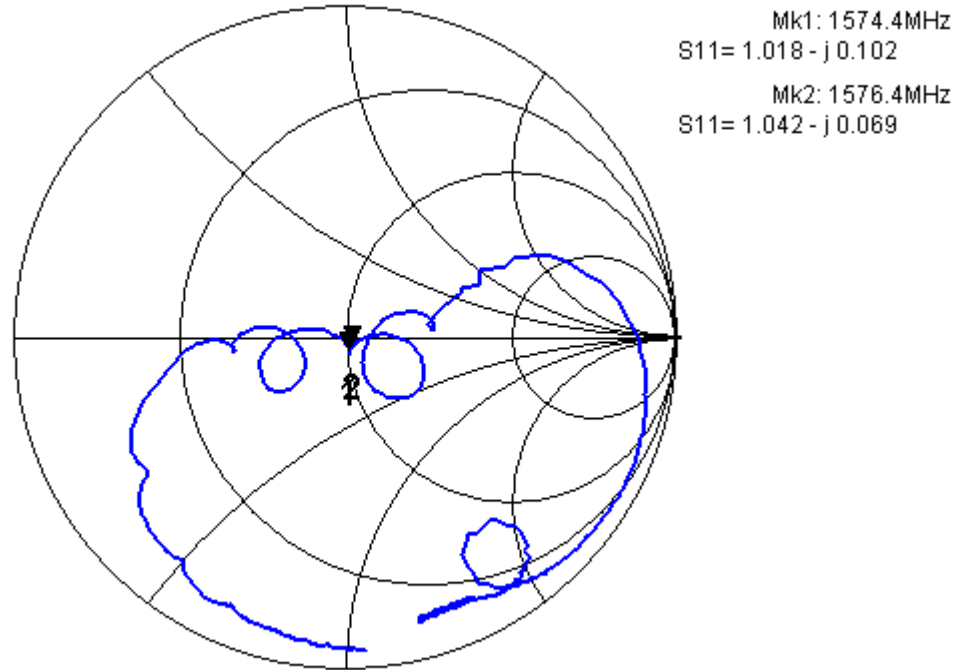


Fig.5 Input impedance

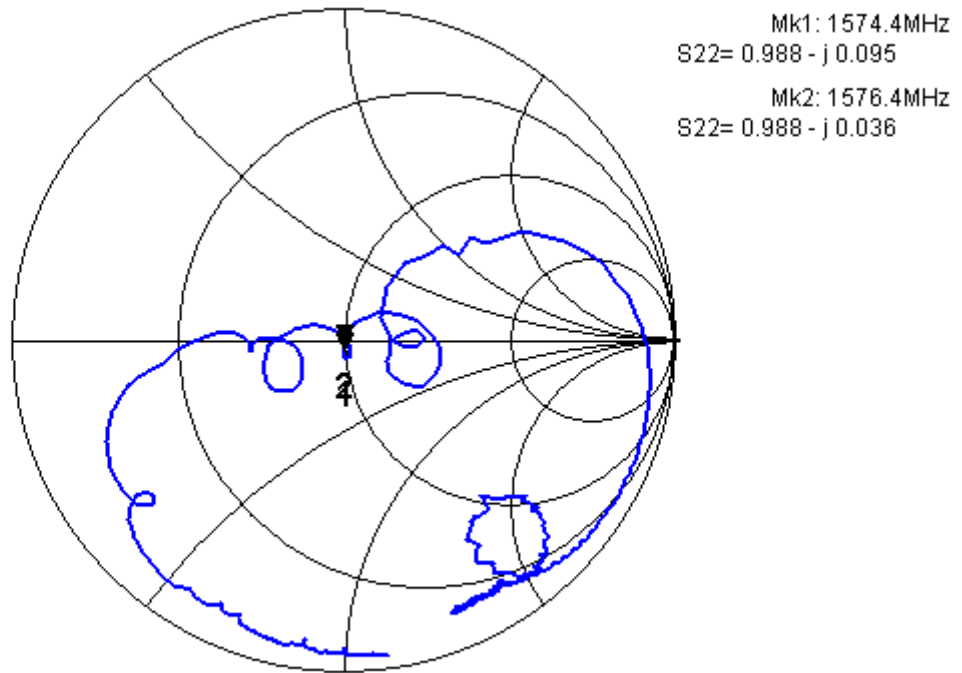


Fig.6 Output impedance