



\*Pb Free part

Customer Name	Standard specifications	FUJITSU MEDIA DEVICES LIMITED	
System	GPS	DATE	Oct. 28, 2008
FMD Part Number	FAR-F6KA-1G5754-L4AB	Version 2.1b	

Table 1 Electrical Specification

Passband : 1574.42 ~ 1576.42 MHz						
Parameter	Frequency	Value			Unit	Remark
		Min.	Typ.	Max.		
Insertion loss	1574.42 ~ 1576.42	-	0.44	0.75	dB(*1)	
Ripple in passband	1574.42 ~ 1576.42	-	0.01	0.4	dB	
Absolute Attenuation	824 ~ 849	18	21	-	dB	
	880 ~ 915	17	20	-	dB	
	1475.42	19	23	-	dB	
	1525.42	26	35	-	dB	
	1625.42	30	53	-	dB	
	1675.42	20	25	-	dB	
	1710 ~ 1785	19	23	-	dB	
	1850 ~ 1910	19	23	-	dB	
	1920 ~ 1980	19	23	-	dB	
	2400 ~ 2500	20	24	-	dB	
VSWR Input	1574.42 ~ 1576.42	-	1.1	1.6	-	
VSWR Outout	1574.42 ~ 1576.42	-	1.1	1.6	-	
Input Impedance		50			Ohm	
Output Impedance		50			Ohm	
Operating Temperature		-30 to +85			°C	
Device size (L x W x H)		1.4typ. x 1.0typ. x 0.5 max.			mm	

(\*1) Specification of insertion loss excludes loss that comes from the test board. (approximately 1.5GHz=0.12dB)

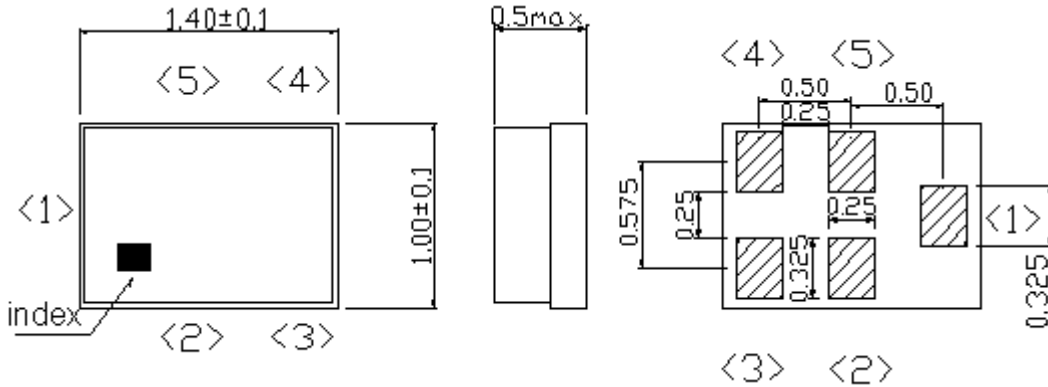


\*Pb Free part

Customer Name	Standard specifications	FUJITSU MEDIA DEVICES LIMITED	
System	GPS	DATE	Oct. 28, 2008
FMD Part Number	FAR-F6KA-1G5754-L4AB	Version 2.1b	

### Dimension

Device size: 1.4typ. x 1.0typ. x 0.5max.

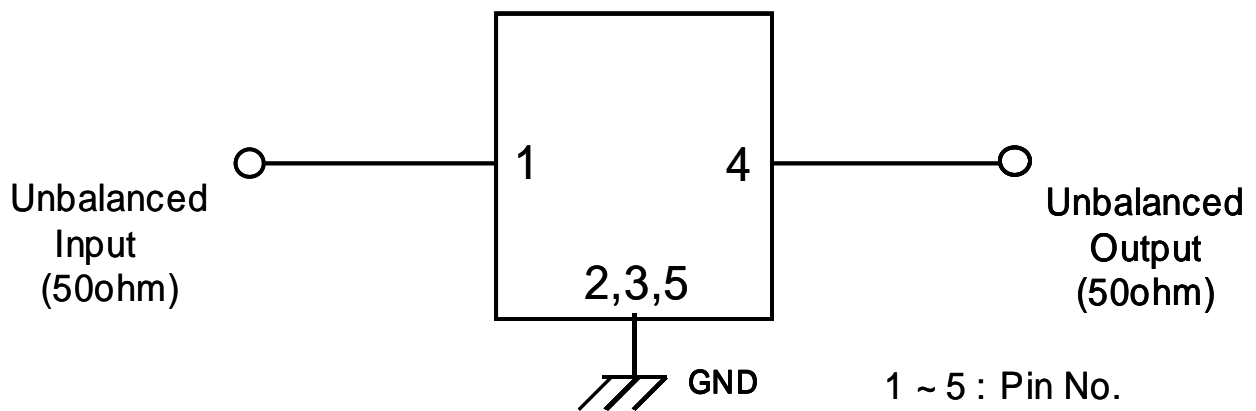


Unit: mm

### Pin Configuration

Pin No.	Symbol	Function
1	IN	Unbalanced pin
2	GND	Ground
3	GND	Ground
4	OUT	Unbalanced pin
5	GND	Ground

### Evaluation Circuit





\*Pb Free part

Customer Name	Standard specifications	FUJITSU MEDIA DEVICES LIMITED	
System	GPS	DATE	Oct. 28, 2008
FMD Part Number	FAR-F6KA-1G5754-L4AB	Version 2.1b	

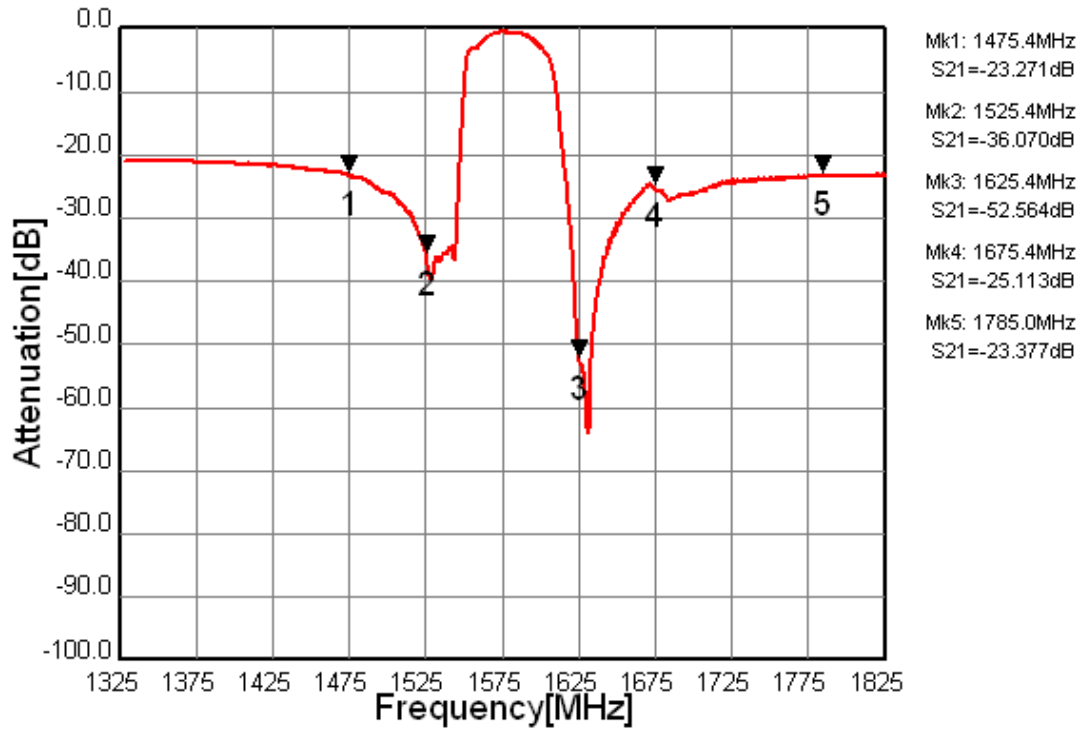


Fig.1 Pass-band Characteristics

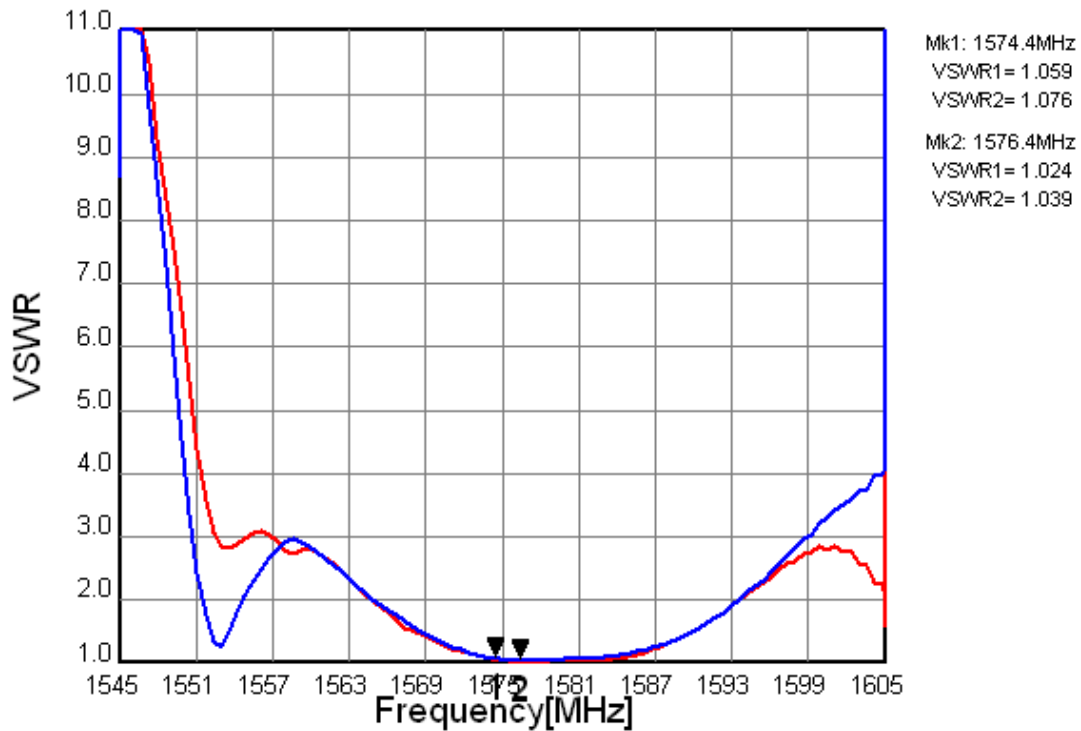


Fig.2 VSWR

— Input  
— Output

These data include loss that comes from the test board. (approximately 1.5GHz=0.12dB)



\*Pb Free part

Customer Name	Standard specifications	FUJITSU MEDIA DEVICES LIMITED	
System	GPS	DATE	Oct. 28, 2008
FMD Part Number	FAR-F6KA-1G5754-L4AB	Version 2.1b	

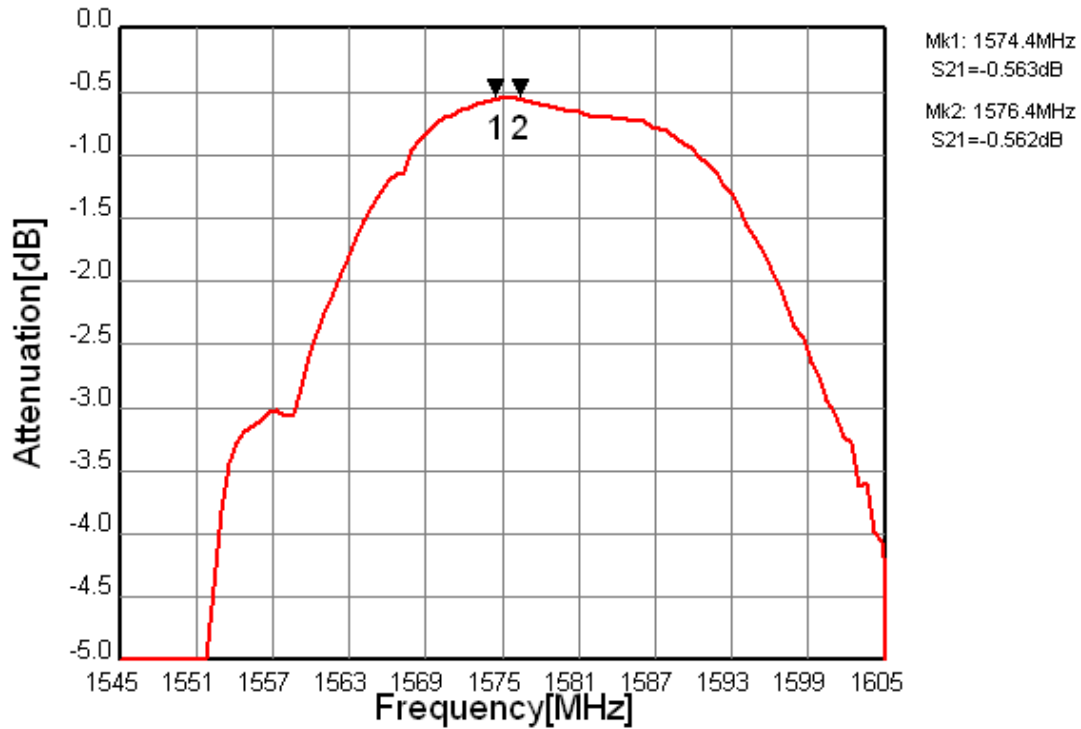


Fig.3 In-band Characteristics

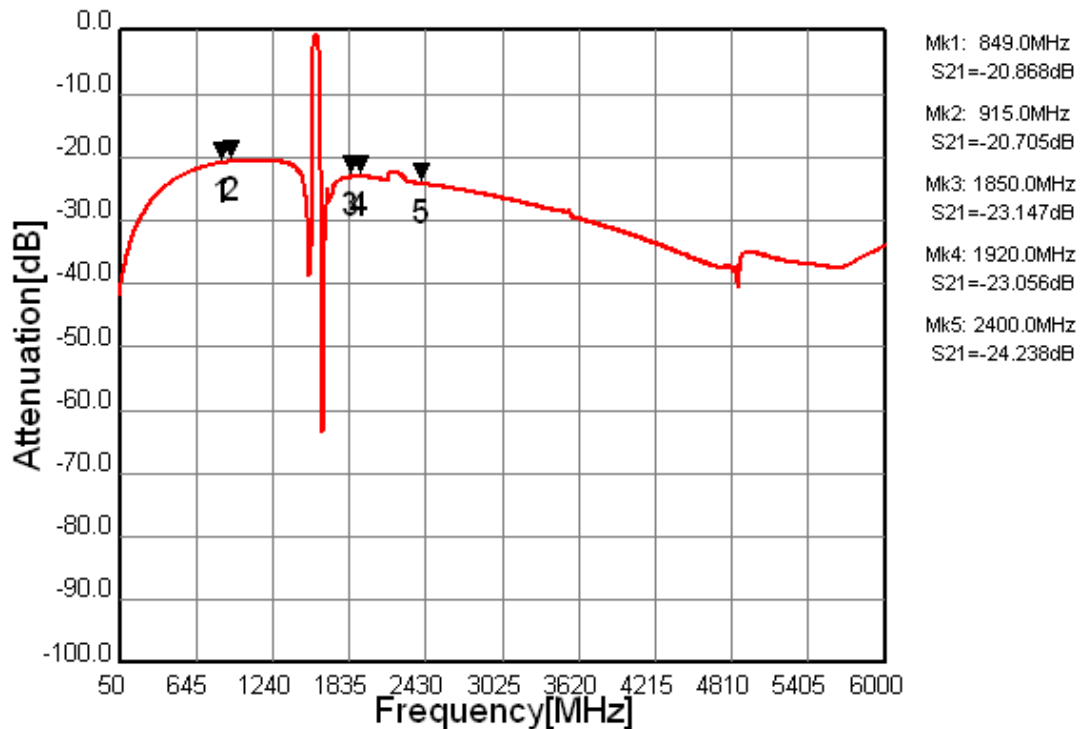


Fig.4 Wide-band Characteristics

These data include loss that comes from the test board. (approximately 1.5GHz=0.12dB)



\*Pb Free part

Customer Name	Standard specifications	FUJITSU MEDIA DEVICES LIMITED	
System	GPS	DATE	Oct. 28, 2008
FMD Part Number	FAR-F6KA-1G5754-L4AB	Version 2.1b	

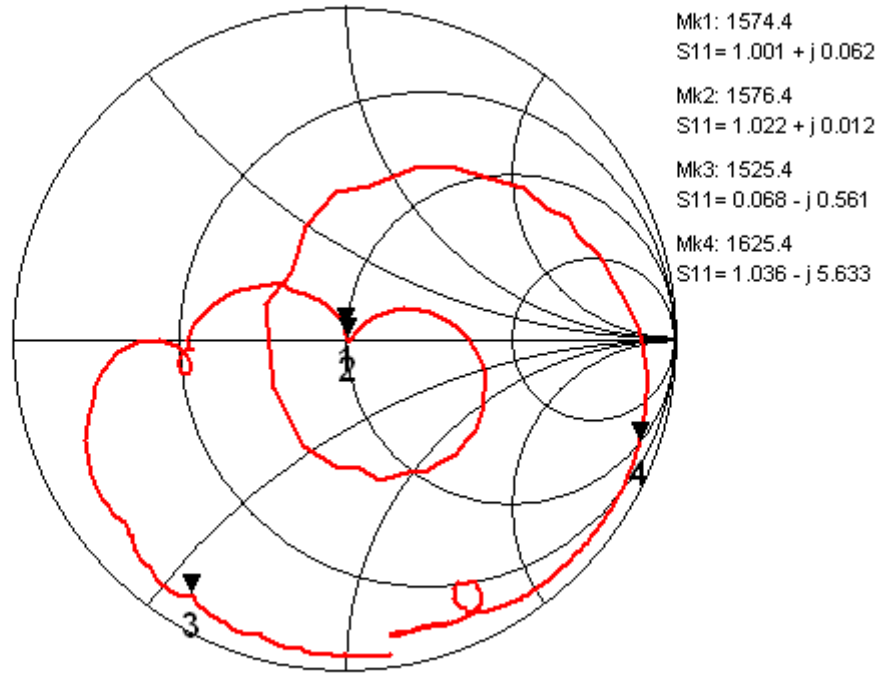


Fig.5 Input impedance

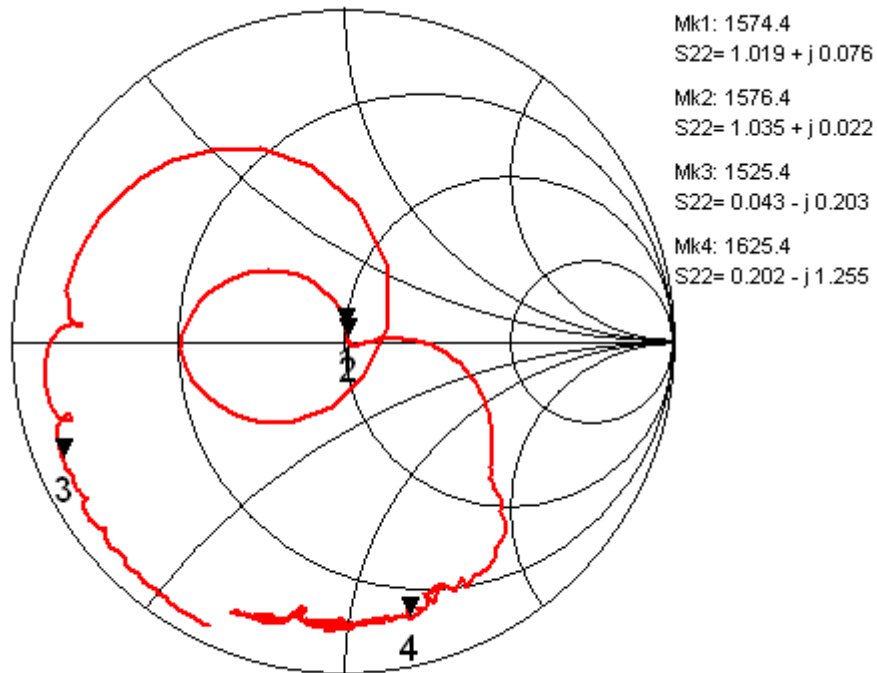


Fig.6 Output impedance