

Customer Name	Standard specifications	FUJITSU MEDIA DEVICES LIMITED	
System	GPS	DATE	Dec. 12, 2006
FMD Part Number	FAR-F6KA-1G5754-L4AJ	Version 1.0a	

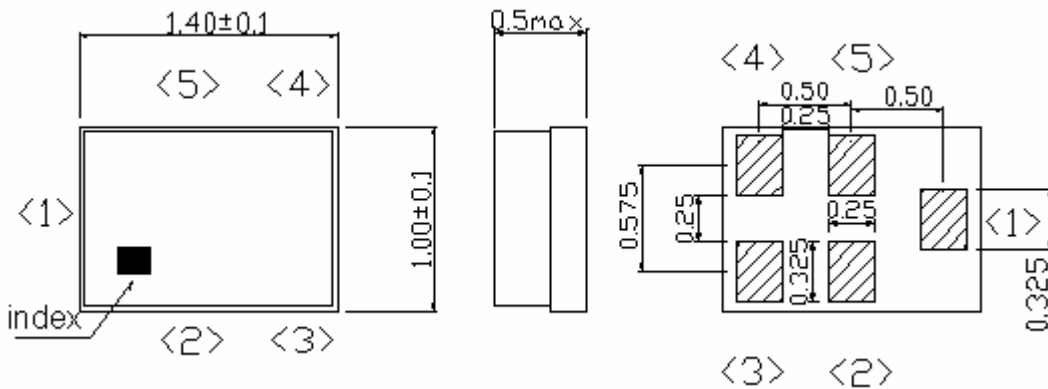
Table 1 Electrical Specification

Passband : 1574.42 ~ 1576.42 MHz						
Parameter	Frequency	Value			Unit	Remark
		Min.	Typ.	Max.		
Insertion loss	1574.42 ~ 1576.42	-	0.9	1.3	dB	
Ripple in passband	1574.42 ~ 1576.42	-	0.1	0.5	dB	
Absolute attenuation	DC ~ 1476	40	44	-	dB	
	1476 ~ 1526	37	42	-	dB	
	1625~1676	41	48	-	dB	
	1710 ~ 1785	48	56	-	dB	
	1850 ~ 1910	44	52	-	dB	
	1910 ~ 1980	43	50	-	dB	
	1980 ~ 2500	35	42	-	dB	
	2500 ~ 3000	30	37	-	dB	
VSWR Input	1574.42 ~ 1576.42	-	1.1	1.7	-	
VSWR Outout	1574.42 ~ 1576.42	-	1.1	1.7	-	
Input Impedance		50			Ohm	
Output Impedance		50			ohm	
Operating Temperature		-30 to +85			°C	
Device size (L x W x H)		1.4typ. x 1.0typ. x 0.5 max.			mm	

Customer Name	Standard specifications	FUJITSU MEDIA DEVICES LIMITED	
System	GPS	DATE	Dec. 12, 2006
FMD Part Number	FAR-F6KA-1G5754-L4AJ	Version 1.0a	

Dimension

Device size: 1.4typ. x 1.0typ. x 0.5max.

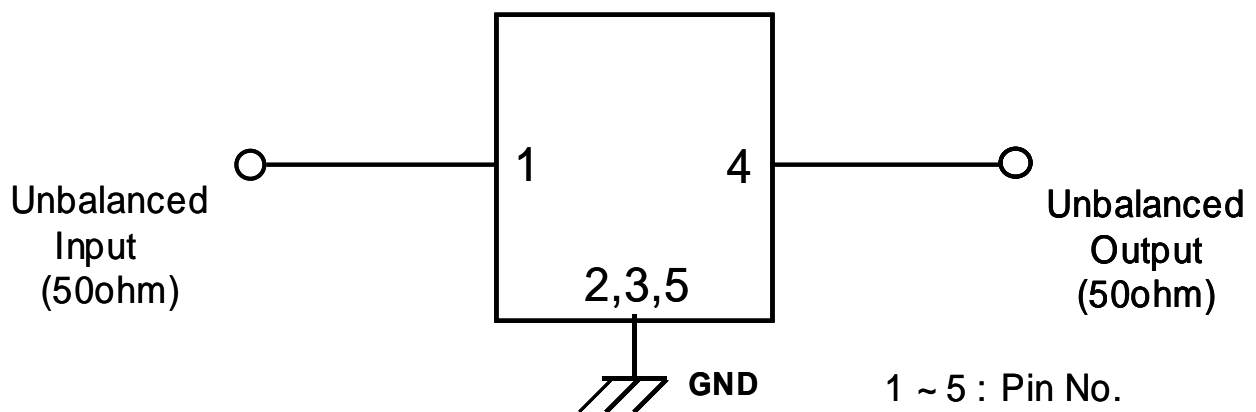


Unit: mm

Pin Configuration

Pin No.	Symbol	Function
1	IN	Unbalanced pin
2	GND	Ground
3	GND	Ground
4	OUT	Unbalanced pin
5	GND	Ground

Evaluation Circuit



Customer Name	Standard specifications	FUJITSU MEDIA DEVICES LIMITED	
System	GPS	DATE	Dec. 12, 2006
FMD Part Number	FAR-F6KA-1G5754-L4AJ	Version 1.0a	

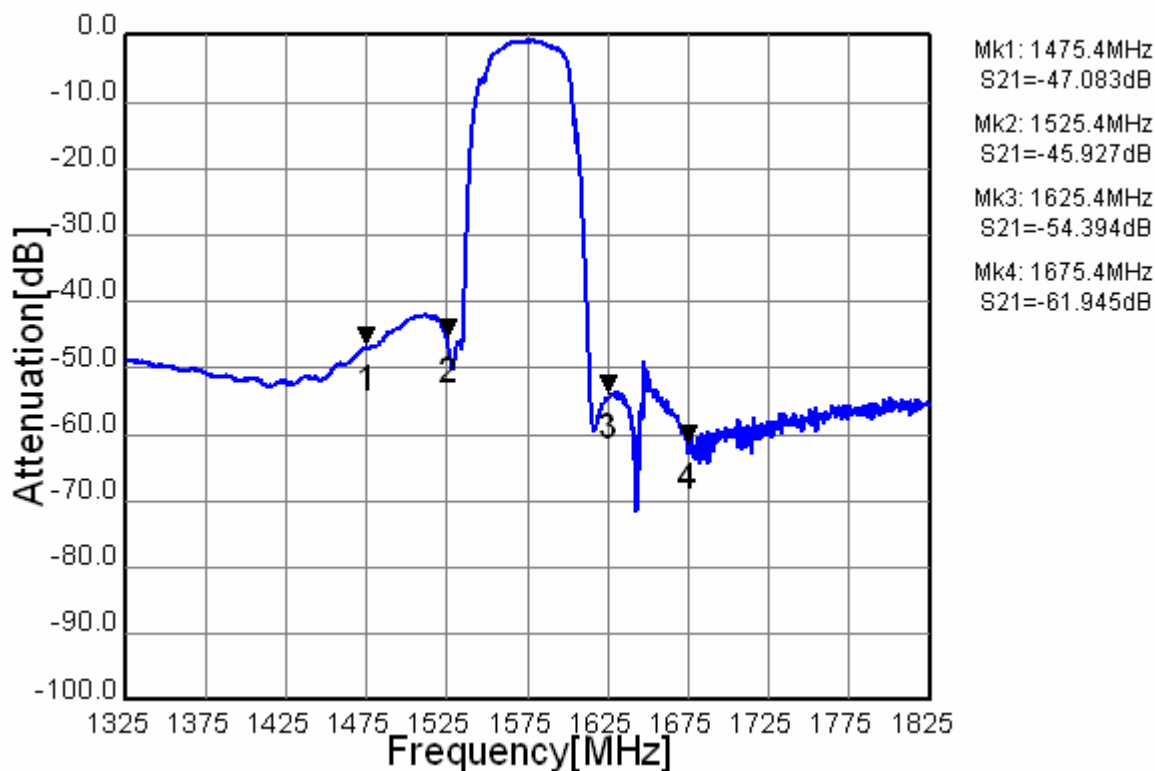


Fig.1 Pass-band Characteristics

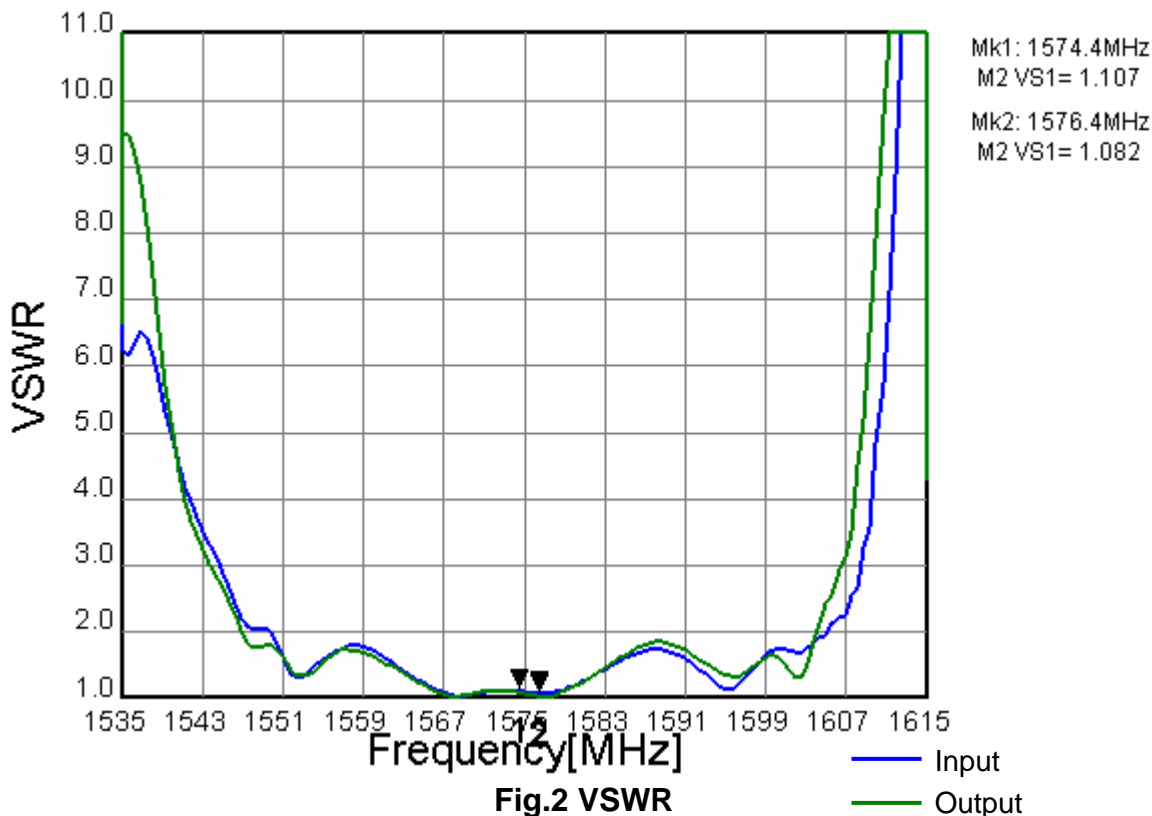


Fig.2 VSWR

Customer Name	Standard specifications	FUJITSU MEDIA DEVICES LIMITED	
System	GPS	DATE	Dec. 12, 2006
FMD Part Number	FAR-F6KA-1G5754-L4AJ	Version 1.0a	

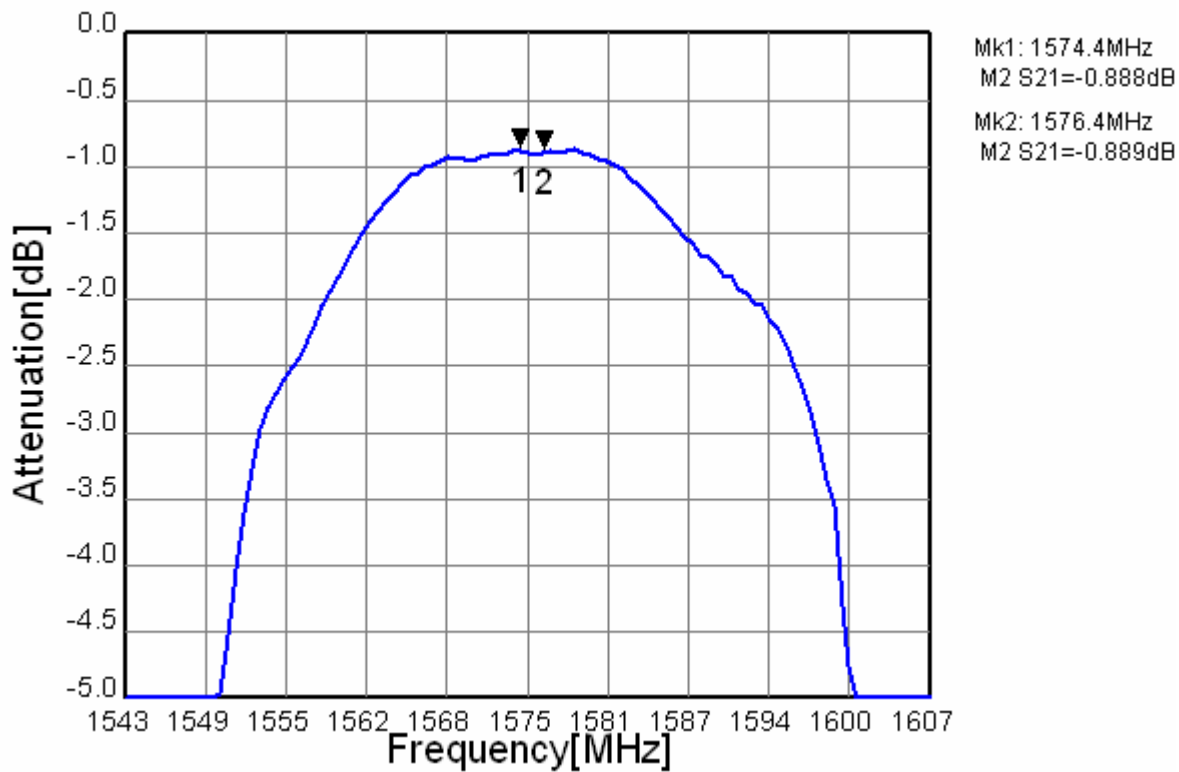


Fig.3 In-band Characteristics

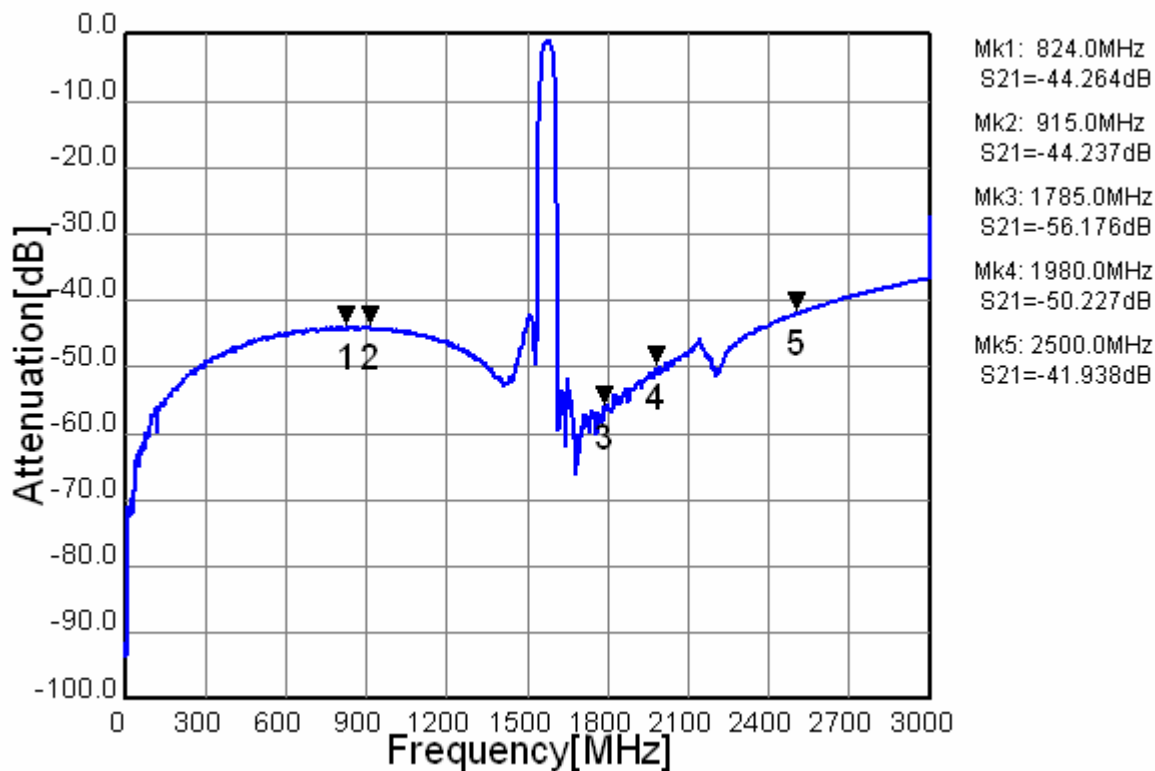


Fig.4 Wide-band Characteristics

Customer Name	Standard specifications	FUJITSU MEDIA DEVICES LIMITED	
System	GPS	DATE	Dec. 12, 2006
FMD Part Number	FAR-F6KA-1G5754-L4AJ	Version 1.0a	

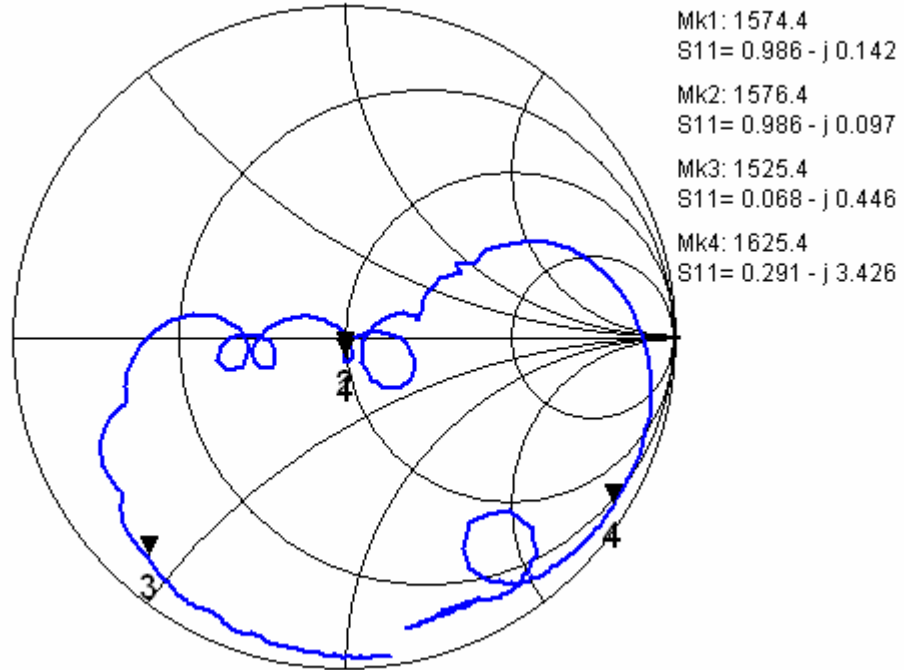


Fig.5 Input impedance

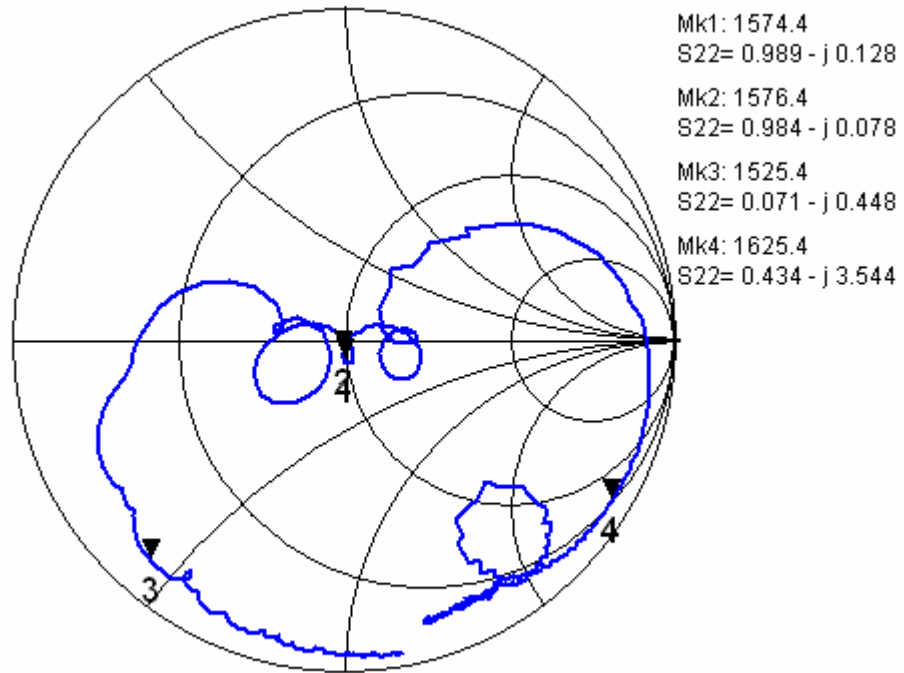


Fig.6 Output impedance