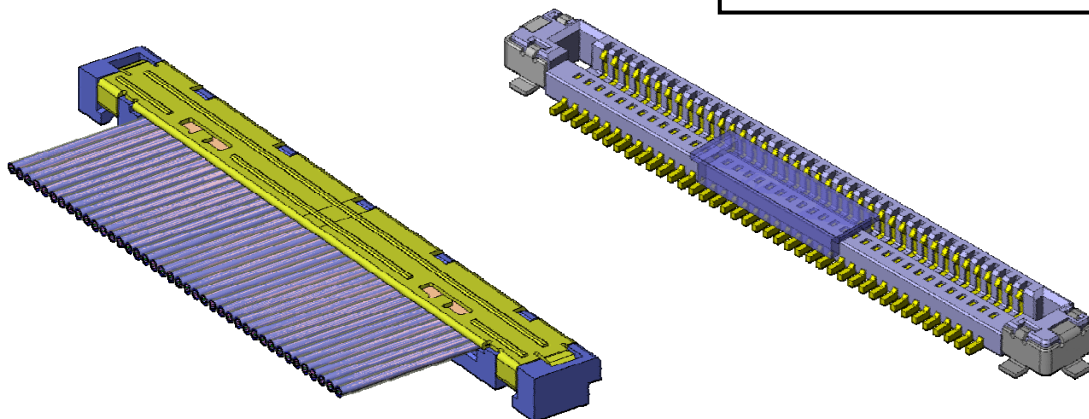




## FI-J Series

MB-0143-3

October 2008

**RoHS Compliant**

The FI-J Series is a thin-wire coaxial connector compatible with 42 and 44 AWG wires, and it is ideally suited for compact devices. The FI-J achieves remarkable space saving on the board and is small enough to pass through a narrow hinge after the harness is assembled.

### Features

- Plug side can pass through 3.6mm dia. hinge after harness assembly. (40 position, 42 AWG)
- 2.5mm depth, 21.7mm width (for 40 position), with 1.58mm height when mated
- Stable connection ensured by 0.4mm effective contact length
- Highly reliable structure of supporting the contact points with each contact
- Enhanced connection stability with gold-plated ground contact points on plug and receptacle
- Mis-mating prevention structure
- Compatible with 42 and 44 AWG wires. (Proven harness assembly compliance)
- Receptacle side: Available on embossed tape for automatic mounting
- Receptacle side: Solder migration prevention structure with Ni barrier

General Specifications
------------------------

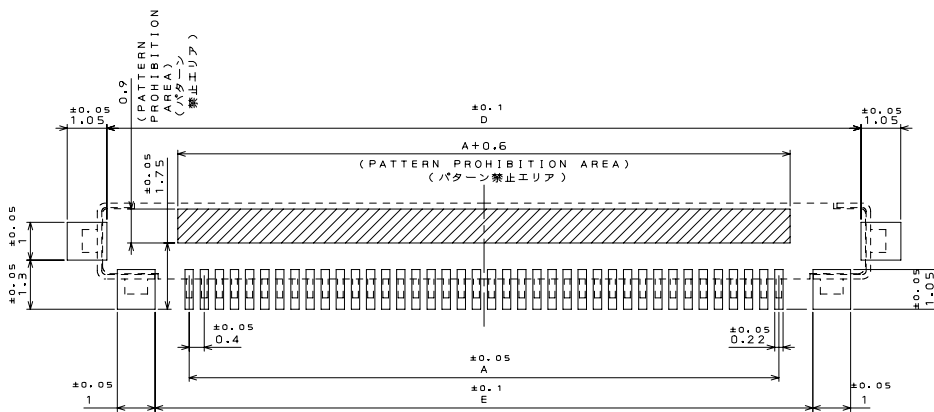
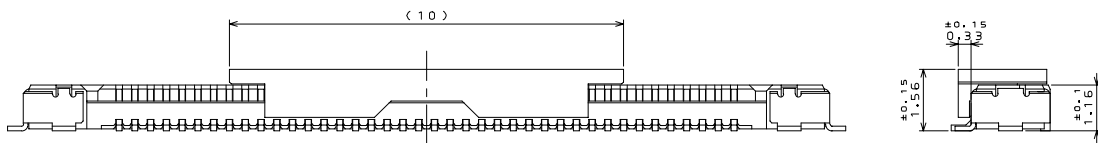
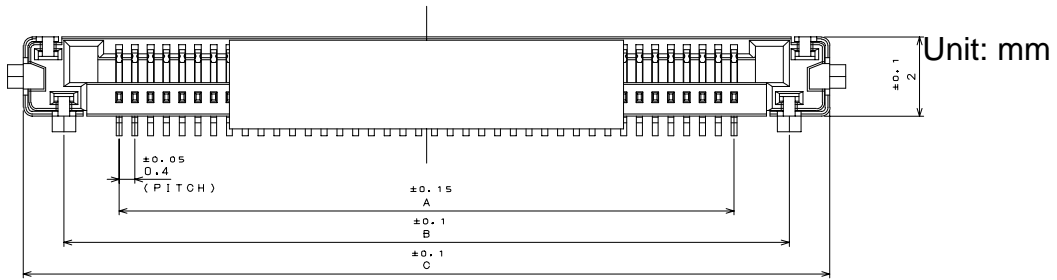
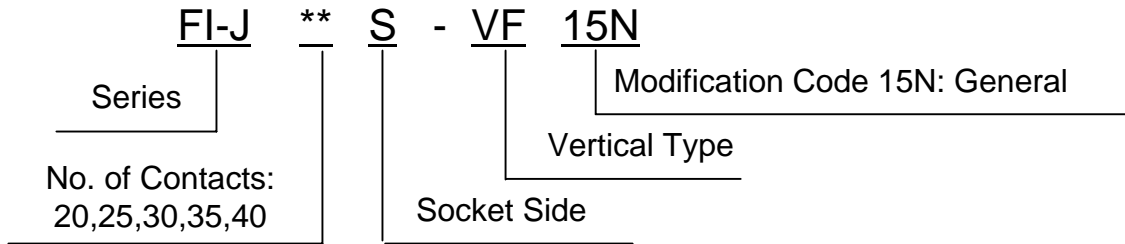

- |   |  |
|---|--|
| ■No. of contacts : 20, 25, 30, 35, 40 pos.          | ■Rated Current: AC, DC each 0.3A per pos.                      |
| ■Pitch: 0.4mm                                       | ■Rated Voltage: AC, DC each 50V per pos.                       |
| ■Operating Temperature:<br>-40 Deg. C to +85 Deg. C | ■Insulation Resistance: 100M ohm min.                          |
| ■Contact Resistance: 40m ohm max.                   | ■Dielectric Withstanding Voltage :<br>AC 250Vr. m.s per minute |
| ■Life Time: 30 times                                | ■Applicable Cable: 42 to 44 AWG                                |

Materials and Finishes
------------------------

Component	Material / Finish
Receptacle(FI-J**S-VF15N)	
Contact	Copper alloy / Contact portion and terminal portion: Au flash plating over Ni
Hold down	Copper alloy / Contact portion and terminal portion: Au flash plating over Ni
Insulator	Heat resistant plastic UL94V-0
Adsorption Insulator	Heat resistant plastic UL94V-0
Plug(FI-J**C5 / FI-J**C2-SH-D)	
Contact	Copper alloy / Contact portion and terminal portion: Au flash plating over Ni
Insulator	Heat resistant plastic UL94V-0
Shell	Stainless steel / Au plating over Ni

Ordering Information

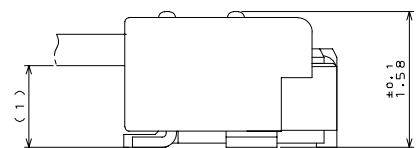
Receptacle Side  
Individual Product (SJ104705)



Recommended dimension of board

Dimension Chart

No. OF CONTACTS	20	25	30	35	40
A	7.6	9.6	11.6	13.6	15.6
B	10.4	12.4	14.4	16.4	18.4
C	12.46	14.46	16.46	18.46	20.46
D	11.95	13.95	15.95	17.95	19.95
E	9.4	11.4	13.4	15.4	17.4



Drawing when mated  
(for reference)







Related Documents
-------------------

- Product Specification Chart (JACS): JACS-10217
- Harness Assembly Handling Instructions (JAHL):  
JAHL-10217-04
- Connector Handling Instructions (JAHL):  
JAHL-10217-20
- Connector Insertion /Extraction Tools:  
Drawing No. : SJ713182-00  
Part Number: SC-FIJ-1  
Handling Instructions: T713182

**Japan Aviation Electronics Industry, Limited**

Product Marketing Division  
Aobadai Building, 3-1-19, Aobadai, Meguro-ku, Tokyo 153-8539  
Phone: +81-3-3780-2787 FAX: +81-3-3780-2946

**Notice:** Products shown in this leaflet are made for the applications listed below. However, if the above-mentioned products are to be used in aerospace devices, marine cable-connection devices, atomic power control systems, medical equipment for life-support systems, or any other specific application requiring extremely high reliability, please contact JAE for further information.  
Recommended applications: computers, office machines, measuring devices, telecommunication devices (terminals, mobile devices), AV devices, household applications, FA devices, etc.